



# MARKET DAILY

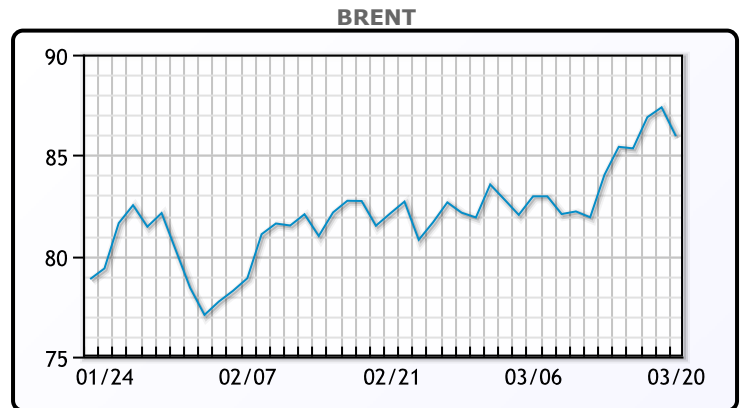
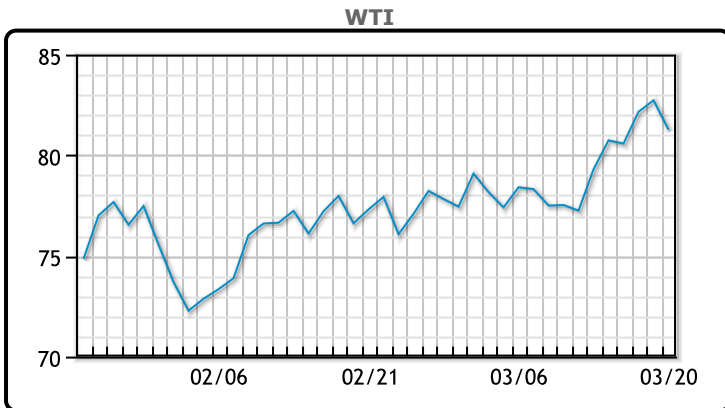
<https://www.pflpetroleum.com>  
 1865 Veterans Park Dr. Suite 303  
 Naples, Florida 34109  
 Phone: 239-390-2885  
 Fax: 239-949-0611  
 Mar 20, 2024 7:36 PM

Major Energy Futures		
	Settle	Change
Brent	85.95	-1.43
Gas Oil	827.75	-4.75
Natural Gas	1.699	-0.045
RBOB	273.32	-2.9
ULSD	269.57	-6.5
WTI	81.27	-1.46

**Market Commentary**

Oil prices were lower today as the market weighed today's Fed decision. The Federal Reserve decided to hold interest rates unchanged, as expected. Policy makers indicated they still expect to reduce them by 750 bps for the end of 2024 but Powell was Dovish in his press conference sending equities higher. Crude inventories fell more than expected as did gasoline stocks while distillate stocks rose. The draw in crude oil inventories was due to higher refinery runs and strong crude oil exports, said Matt Smith, lead oil analyst at Kpler. WTI traded down \$1.79 or -2.14% to close at \$81.68. Brent traded down \$1.43 or -1.64% to close at \$85.95.

## Crude & Product Markets

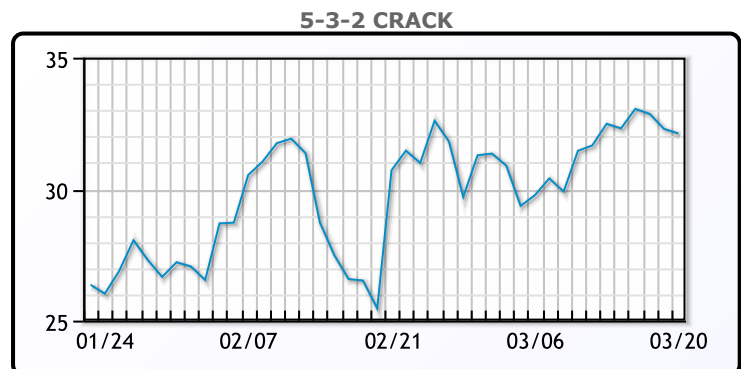
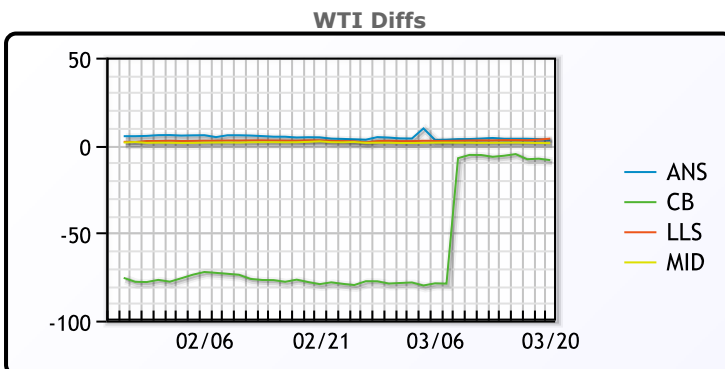


**CRUDE**

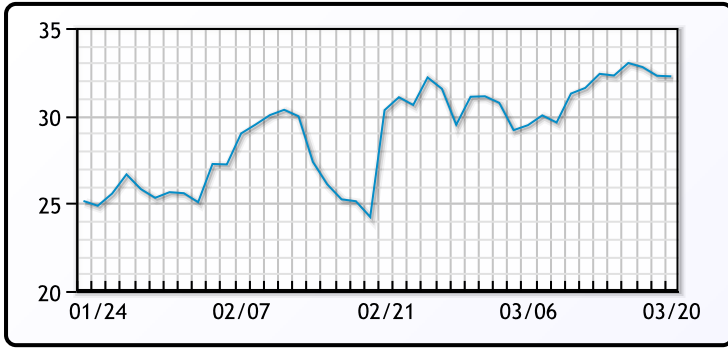
	Last	Week Ago	Month Ago
ANS	84.79	84.74	81.97
BLS	73.2	73.14	68.65
LLS	85.48	84.04	80.68
Mid	82.91	82.57	79.95
WTI	81.68	81.04	78.18

**PRODUCTS**

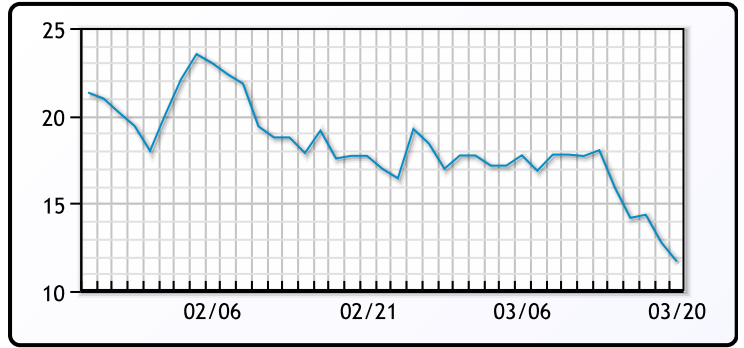
	Last	Week Ago	Month Ago
Gulf RBOB	2.6768	2.6533	2.2186
Gulf ULSD	2.6172	2.6545	2.6365
NYH RBOB	2.4387	2.4478	2.2209
NYH ULSD	2.6907	2.7245	2.729
USGC 3%	69.44	68.58	68.7



**3-2-1 Crack**



**Gulf 3-2-1 Crack**



**NGLs**

**MB**

	Last	Week Ago	Month Ago
Butane	84	79.3	92
IsoButane	128	112.3	110
Natural Gasoline	163	163.4	154.3
Propane	82.4	78.3	89.3

**CONWAY**

	Last	Week Ago	Month Ago
Butane	92.3	87.6	98.5
IsoButane	134.5	123	124
Natural Gasoline	156.1	157.9	150.5
Propane	76.3	72.1	81.8

**MB NON**

	Last	Week Ago	Month Ago
Butane	99	94.3	107
IsoButane	128	112.3	110
Natural Gasoline	162.9	163.4	154.3
Propane	81	76.8	89.5

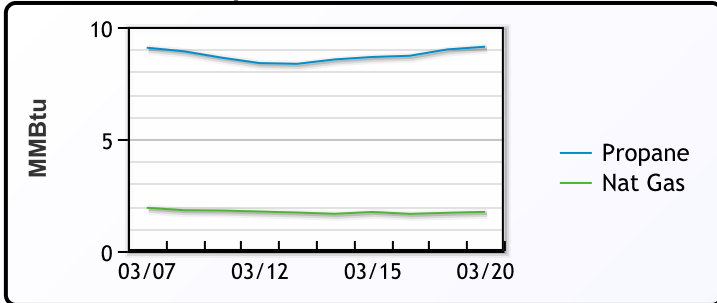
**EDMONTON**

	Last	Week Ago	Month Ago
Propane	47.9	42.1	53.8

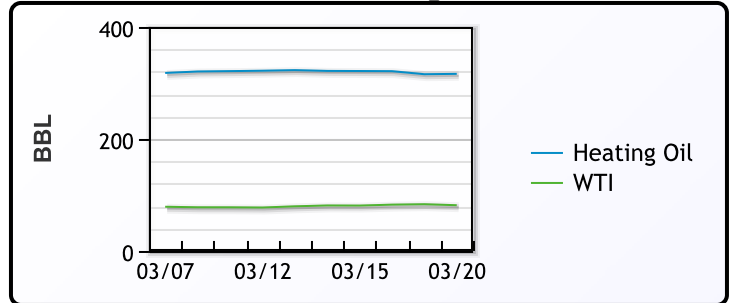
**SARNIA**

	Last	Week Ago	Month Ago
Propane	93.8	91.5	113.5

**Propane MT.B Tet vs Nat Gas**



**WTI vs Heating Oil**



**FX**

	Last	Change
CAD	1.3476	-0.0016
DXY	103.389	-0.43
Gold	2204.06	17.67

**RATES**

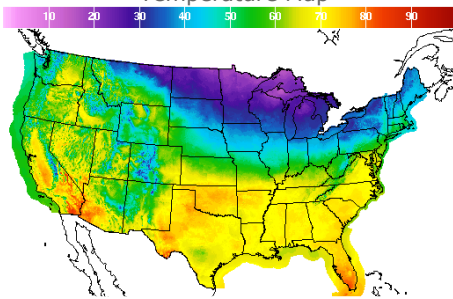
	Last	Change
US 2yr	4.6023	-0.0808
US 10yr	4.2728	-0.0197
CAN 10yr	3.49	-0.033

**EQUITIES**

	Last	Change
Nasdaq	16369.41	202.62
TSX	1327.83	11.06
S&P 500	5224.62	46.11

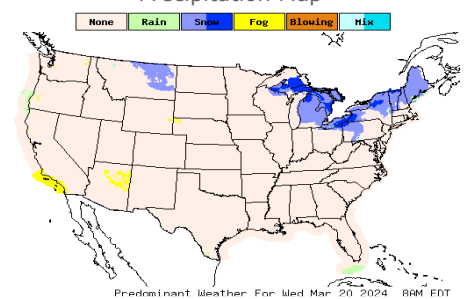
**Weather Data**

**Temperature Map**



City	HIGH °F	LOW °F
Calgary	30	21
Conway	19	9
Cushing	75	50
Denver	59	40
Houston	69	56
Mont Belvieu	66	54
Sarnia	31	25
Williston	25	19

**Precipitation Map**



This report has been prepared by PFL Petroleum Limited personnel for your information only and the views expressed are intended to provide market commentary and are not recommendations. This report is not an offer to sell or a solicitation of any offer to buy any security. The information contained herein has been compiled by PFL from sources believed to be reliable, but no representation or warranty, express or implied, is made by PFL Petroleum Limited, its affiliates or any other person as to its accuracy, completeness or correctness. Copyright 2017 PFL Petroleum Limited. All Rights Reserved