



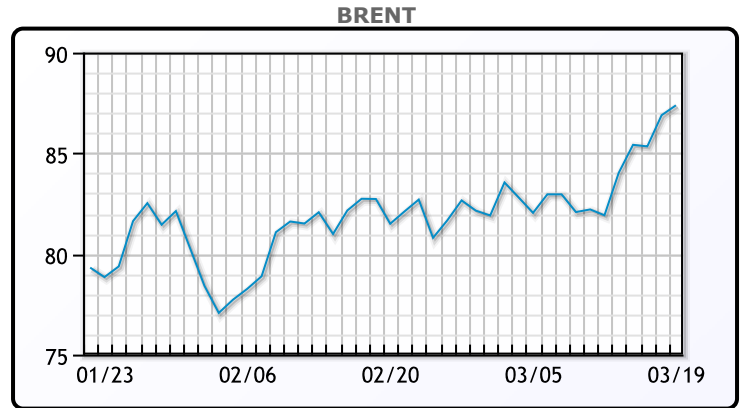
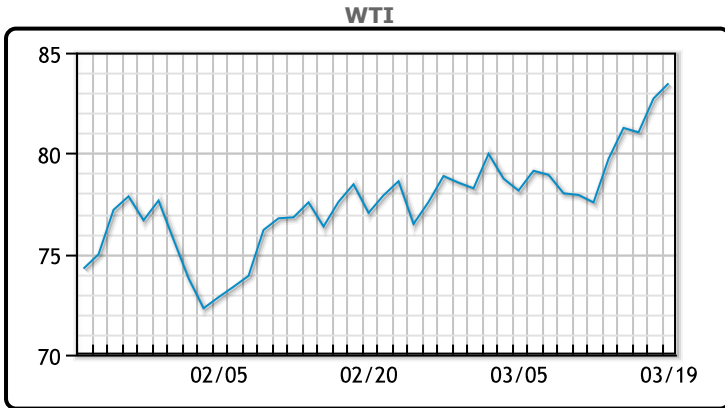
MARKET DAILY

<https://www.pflpetroleum.com>
 1865 Veterans Park Dr. Suite 303
 Naples, Florida 34109
 Phone: 239-390-2885
 Fax: 239-949-0611
 Mar 19, 2024 8:07 PM

Major Energy Futures		
	Settle	Change
Brent	87.38	0.49
Gas Oil	851.75	18
Natural Gas	1.744	0.041
RBOB	276.22	0.49
ULSD	276.07	-2.75
WTI	83.47	0.75

Market Commentary
 Oil prices rose today to multi month highs for the second straight session. Traders are assessing how Ukraine's recent attacks on Russian refineries would affect global petroleum supplies. Ukraine has stepped up attacks on Russian oil infrastructure this year, with at least seven refineries targeted by drones just this month. The attacks have shut down 7%, or around 370,500 barrels per day, of Russian refining capacity, Reuters calculations show. Oil is also gaining support from declining crude exports from Saudi Arabia and Iraq, as well as signs of stronger demand and economic growth in China and the U.S. "Oil demand data surprising on the positive side and the extension of the voluntary OPEC+ cuts until the end of June have supported prices," UBS analyst Giovanni Staunovo said. "Brent will likely trade in an \$80-90 per barrel range this year, with an end-June forecast of \$86 per barrel," Staunovo added. WTI traded up \$.75 or .9% to close a \$83.47. Brent traded up \$0.49 or .6% to close at \$87.38.

Crude & Product Markets

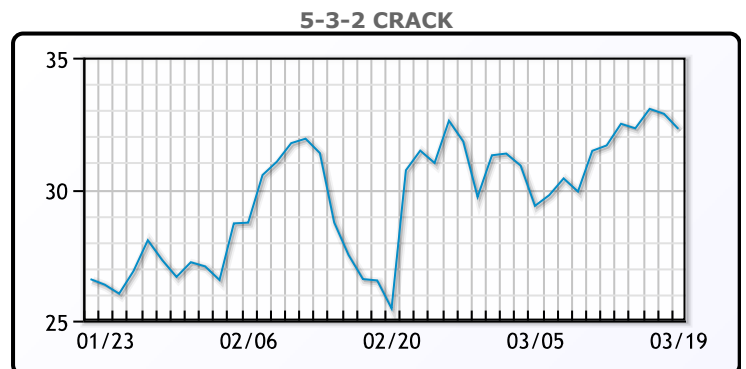
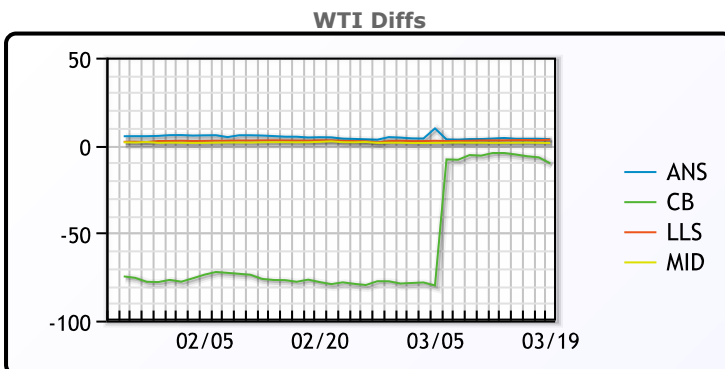


CRUDE

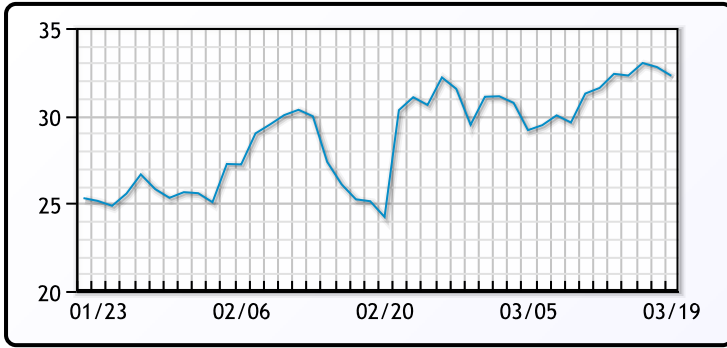
	Last	Week Ago	Month Ago
ANS	86.98	84.96	83.72
BLS	73.2	73.14	68.65
LLS	86.7	84.22	81.99
Mid	84.78	82.71	81.45
WTI	83.47	81.26	79.19

PRODUCTS

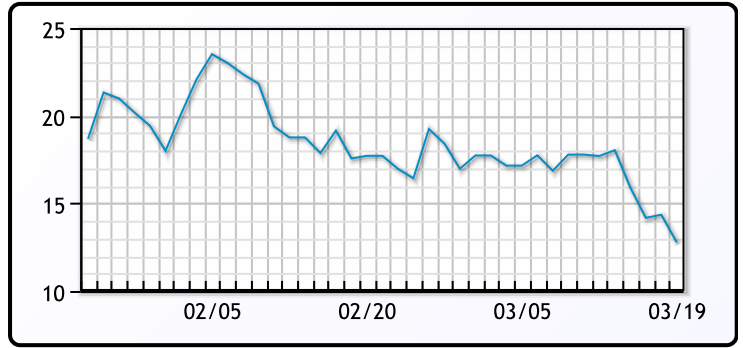
	Last	Week Ago	Month Ago
Gulf RBOB	2.6982	2.6308	2.2735
Gulf ULSD	2.6827	2.6363	2.7206
NYH RBOB	2.4677	2.4323	2.2845
NYH ULSD	2.7557	2.7038	2.7941
USGC 3%	70.51	68.38	69.48



3-2-1 Crack



Gulf 3-2-1 Crack



NGLs

MB

	Last	Week Ago	Month Ago
Butane	99.3	78.4	95.3
IsoButane	129.3	111.3	110.3
Natural Gasoline	164.8	158.8	159.3
Propane	83.5	76.5	91.8

CONWAY

	Last	Week Ago	Month Ago
Butane	93.3	86.4	102.3
IsoButane	134.5	123	129
Natural Gasoline	159	153	153
Propane	77.8	69.9	85.8

MB NON

	Last	Week Ago	Month Ago
Butane	99.4	93.4	110.3
IsoButane	129.3	111.3	113.3
Natural Gasoline	164.6	158.8	159.3
Propane	82.5	75.9	92.3

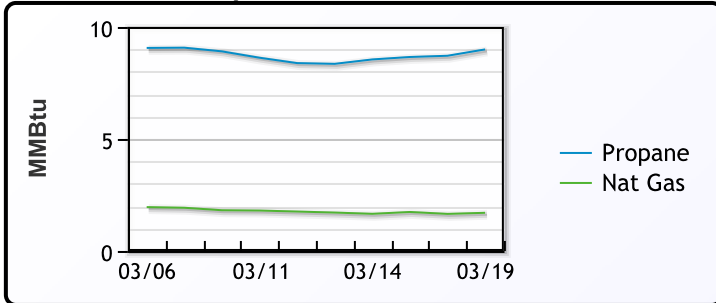
EDMONTON

	Last	Week Ago	Month Ago
Propane	49.8	39.9	57.8

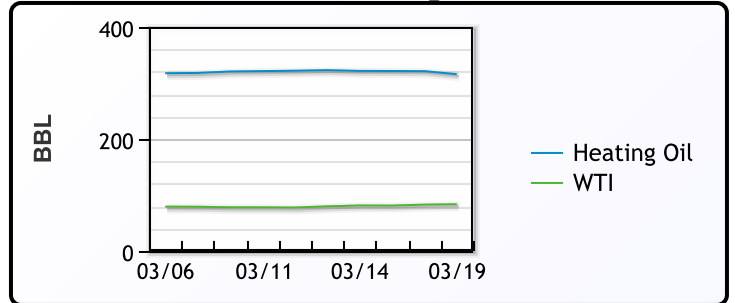
SARNIA

	Last	Week Ago	Month Ago
Propane	93.5	95.8	113.5

Propane MT.B Tet vs Nat Gas



WTI vs Heating Oil



FX

	Last	Change
CAD	1.3577	0.001
DXY	103.866	0.047
Gold	2157.02	-0.57

RATES

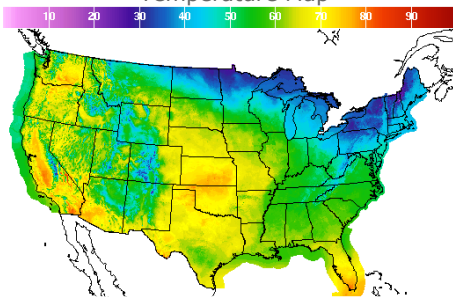
	Last	Change
US 2yr	4.6831	-0.0488
US 10yr	4.2925	-0.0317
CAN 10yr	3.523	-0.074

EQUITIES

	Last	Change
Nasdaq	16166.79	63.34
TSX	1316.77	1.232
S&P 500	5178.51	29.09

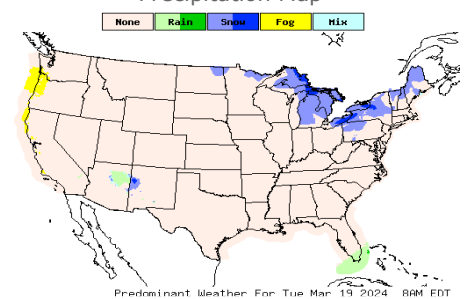
Weather Data

Temperature Map



City	HIGH °F	LOW °F
Calgary	43	31
Conway	37	17
Cushing	70	37
Denver	60	39
Houston	65	50
Mont Belvieu	61	46
Sarnia	41	28
Williston	44	29

Precipitation Map



This report has been prepared by PFL Petroleum Limited personnel for your information only and the views expressed are intended to provide market commentary and are not recommendations. This report is not an offer to sell or a solicitation of any offer to buy any security. The information contained herein has been compiled by PFL from sources believed to be reliable, but no representation or warranty, express or implied, is made by PFL Petroleum Limited, its affiliates or any other person as to its accuracy, completeness or correctness. Copyright 2017 PFL Petroleum Limited. All Rights Reserved