



MARKET DAILY

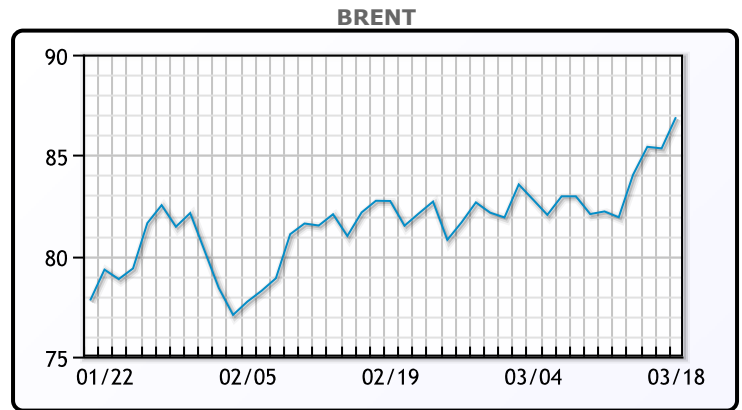
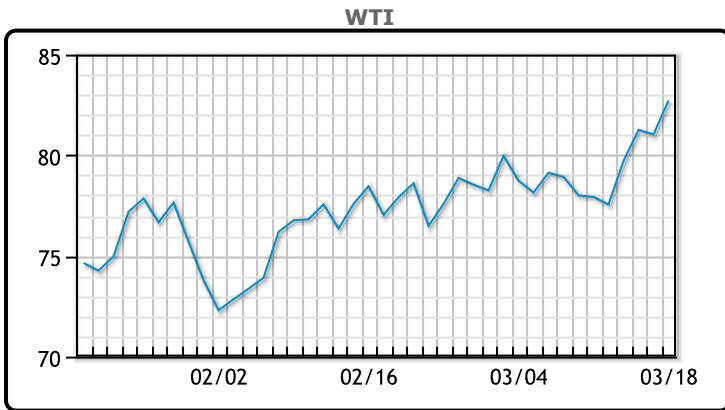
<https://www.pflpetroleum.com>
 1865 Veterans Park Dr. Suite 303
 Naples, Florida 34109
 Phone: 239-390-2885
 Fax: 239-949-0611
 Mar 18, 2024 6:54 PM

Major Energy Futures		
	Settle	Change
Brent	86.89	1.55
Gas Oil	856.5	7.75
Natural Gas	1.703	0.048
RBOB	275.73	3.65
ULSD	278.82	6.12
WTI	82.72	1.68

Market Commentary

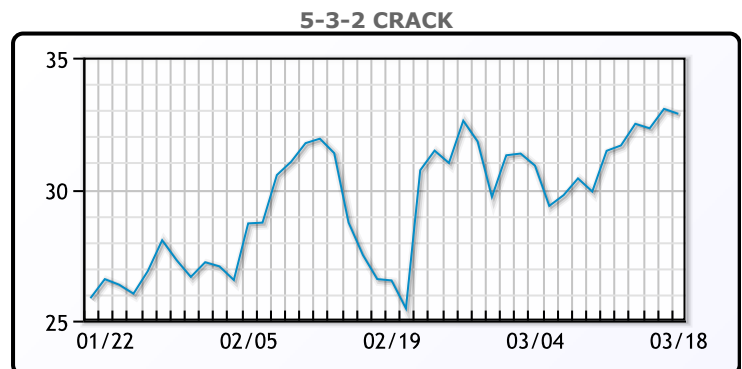
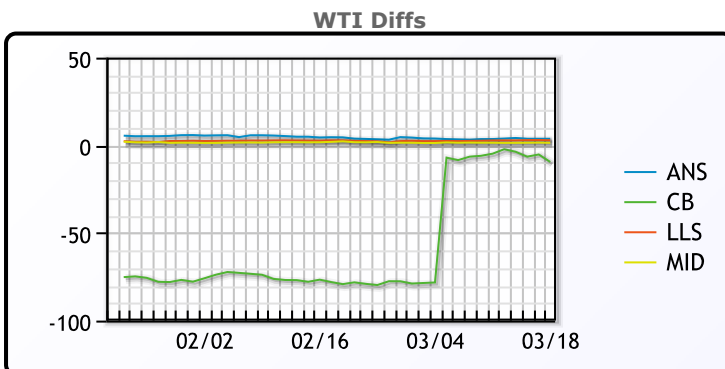
Oil prices were higher today trading up to four month highs on lower crude exports from some OPEC countries. Both contracts closed at their highest price since late October while gasoline futures closed at their highest since August. In Russia, meanwhile, Ukrainian attacks on energy infrastructure have idled around 7% of refining capacity in the first quarter, according to a Reuters analysis. Market participants said refinery outages will push Russia to increase oil exports through its western ports in March by almost 200,000 bpd to around 2.15 million bpd. China's crude oil throughput in January and February rose 3% compared to the same two months a year earlier as refineries raised production to meet strong demand for transport fuels over the busy Lunar New Year travel period. WTI traded up \$1.68 or 2.1% to close at \$82.72. Brent traded up \$1.55 or 1.8% to close at \$86.89

Crude & Product Markets

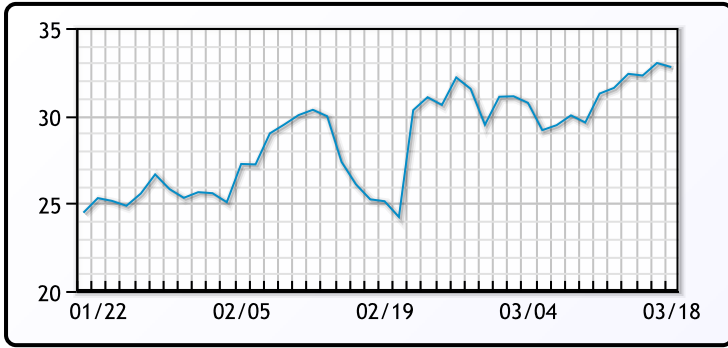


CRUDE			
	Last	Week Ago	Month Ago
ANS	86.42	83.89	83.72
BLS	73.2	73.14	68.65
LLS	85.62	82.49	81.99
Mid	84.13	81.13	81.45
WTI	82.72	79.72	79.19

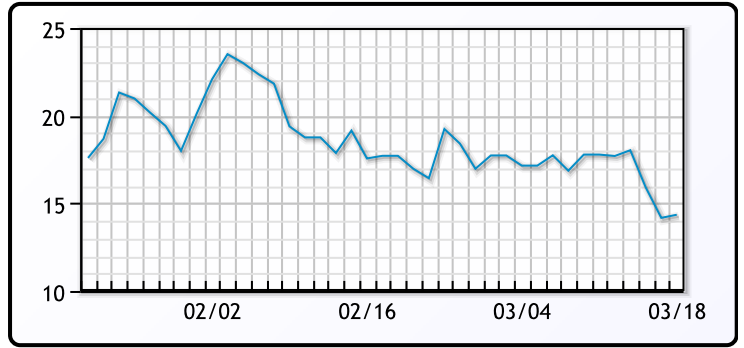
PRODUCTS			
	Last	Week Ago	Month Ago
Gulf RBOB	2.6873	2.6315	2.2735
Gulf ULSD	2.7147	2.6126	2.7206
NYH RBOB	2.5033	2.391	2.2845
NYH ULSD	2.7832	2.6801	2.7941
USGC 3%	70.11	68.74	69.64



3-2-1 Crack



Gulf 3-2-1 Crack



NGLs

MB

	Last	Week Ago	Month Ago
Butane	93	90	107.875
IsoButane	119	108	112
Natural Gasoline	165	157.5	159.3
Propane	82.25	76.5	92

CONWAY

	Last	Week Ago	Month Ago
Butane	92	88.5	102.5
IsoButane	135	121.5	129.5
Natural Gasoline	161	153	153.25
Propane	76.5	70.25	85.5

MB NON

	Last	Week Ago	Month Ago
Butane	98	95	110.875
IsoButane	119	108	112
Natural Gasoline	165.25	158.25	159
Propane	81	76	92.3

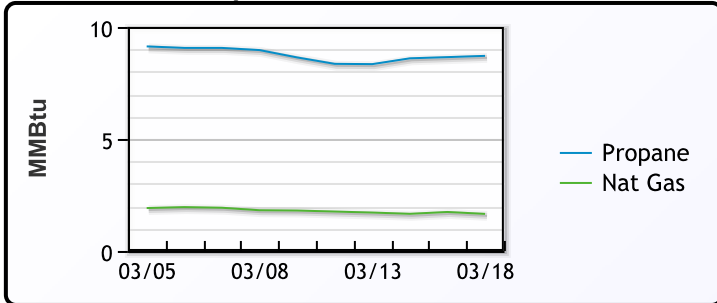
EDMONTON

	Last	Week Ago	Month Ago
Propane	47.1	39.9	57.8

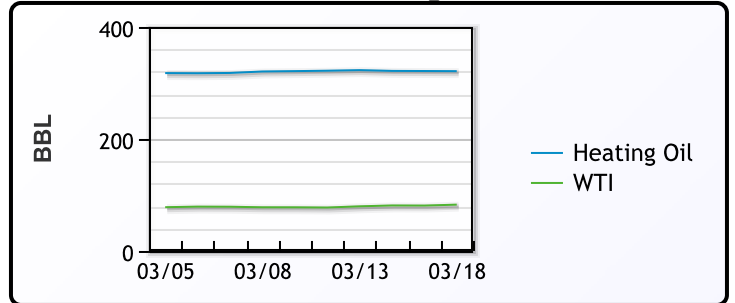
SARNIA

	Last	Week Ago	Month Ago
Propane	93.1	96.8	113.5

Propane MT.B Tet vs Nat Gas



WTI vs Heating Oil



FX

	Last	Change
CAD	1.3536	0.0002
DXY	103.579	0.147
Gold	2161.32	0.96

RATES

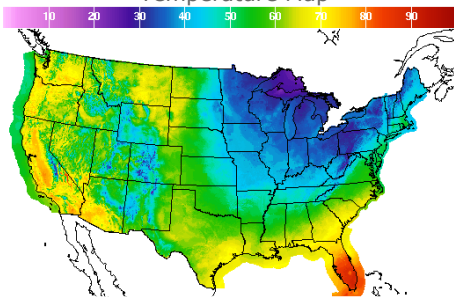
	Last	Change
US 2yr	4.7319	0.0043
US 10yr	4.3242	0.0179
CAN 10yr	3.597	0.053

EQUITIES

	Last	Change
Nasdaq	16103.45	130.28
TSX	1315.538	-1.67
S&P 500	5149.42	32.33

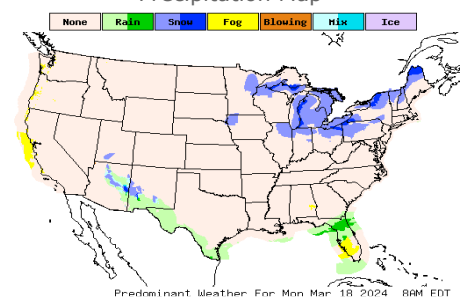
Weather Data

Temperature Map



City	HIGH °F	LOW °F
Calgary	62	40
Conway	47	12
Cushing	51	34
Denver	56	35
Houston	69	57
Mont Belvieu	66	52
Sarnia	34	26
Williston	64	23

Precipitation Map



This report has been prepared by PFL Petroleum Limited personnel for your information only and the views expressed are intended to provide market commentary and are not recommendations. This report is not an offer to sell or a solicitation of any offer to buy any security. The information contained herein has been compiled by PFL from sources believed to be reliable, but no representation or warranty, express or implied, is made by PFL Petroleum Limited, its affiliates or any other person as to its accuracy, completeness or correctness. Copyright 2017 PFL Petroleum Limited. All Rights Reserved