



# MARKET DAILY

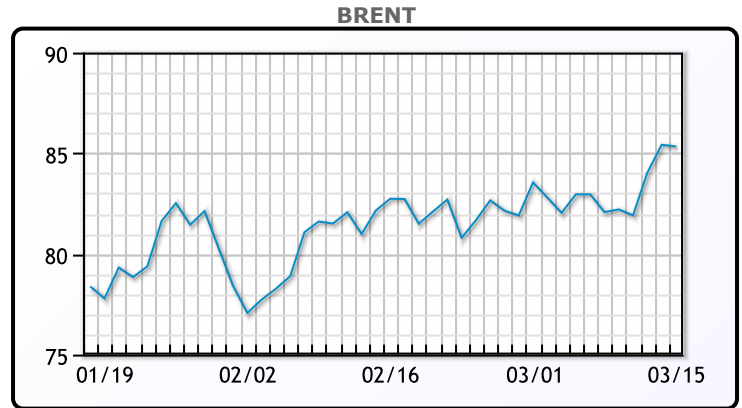
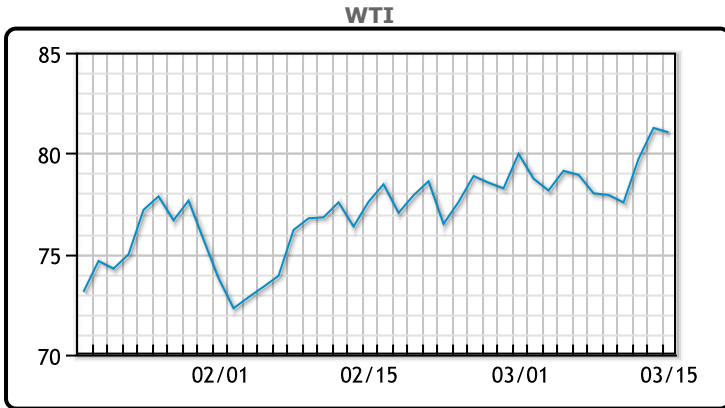
<https://www.pflpetroleum.com>  
 1865 Veterans Park Dr. Suite 303  
 Naples, Florida 34109  
 Phone: 239-390-2885  
 Fax: 239-949-0611  
 Mar 15, 2024 8:13 PM

Major Energy Futures		
	Settle	Change
Brent	85.33	-0.09
Gas Oil	838.5	9.5
Natural Gas	1.655	0.083
RBOB	272.08	4.18
ULSD	272.7	2.37
WTI	81.09	-0.17

**Market Commentary**

Oil prices fell today after topping \$85/bbl for the first time since November. "Supplies are tightening" for motor fuels, said Phil Flynn, analyst at Price Futures Group. "Prices are at risk to go higher." But "there are worries the U.S. Federal Reserve won't be able to cut interest rates" because inflation remains above the central bank's target of 2%, Flynn added. Also supporting prices were Ukrainian strikes on Russian oil refineries, which caused a fire at Rosneft's biggest refinery in one of the most serious attacks against Russia's energy sector in recent months. WTI traded down \$.17 or -.21% to close at \$81.09. Brent traded down \$.09 or -.11% to close at \$85.33.

## Crude & Product Markets

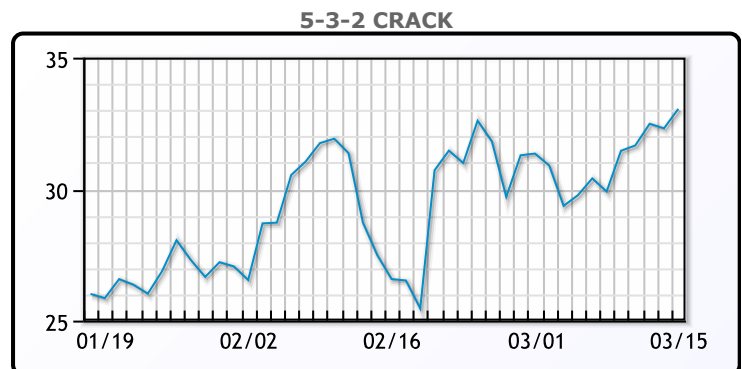
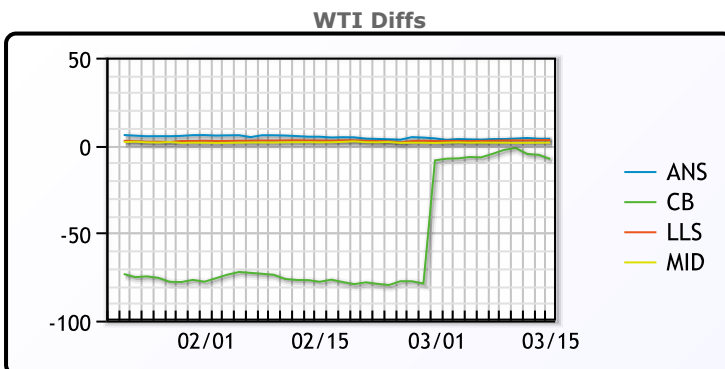


**CRUDE**

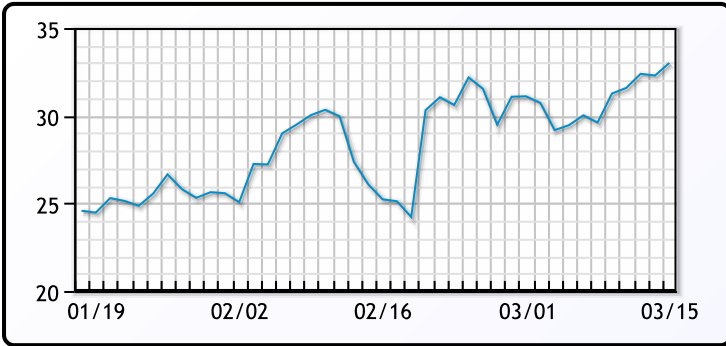
	Last	Week Ago	Month Ago
ANS	84.74	81.55	82.63
BLS	73.2	73.14	68.65
LLS	84.04	80.61	80.83
Mid	82.57	79.48	79.97
WTI	81.04	78.01	78.03

**PRODUCTS**

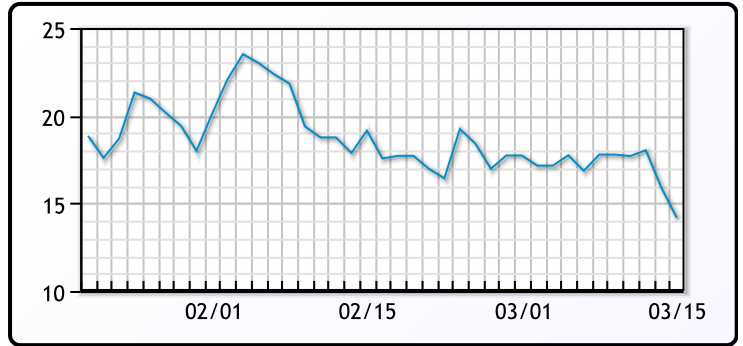
	Last	Week Ago	Month Ago
Gulf RBOB	2.6533	2.2822	2.2558
Gulf ULSD	2.6545	2.5634	2.7597
NYH RBOB	2.4478	2.2672	2.2668
NYH ULSD	2.7245	2.6759	2.8262
USGC 3%	68.58	66.81	68.85



**3-2-1 Crack**



**Gulf 3-2-1 Crack**



**NGLs**

**MB**

	Last	Week Ago	Month Ago
Butane	81.3	81	95.9
IsoButane	120	107.1	113.1
Natural Gasoline	163.8	156.8	158.8
Propane	79.8	79	93.5

**CONWAY**

	Last	Week Ago	Month Ago
Butane	88.5	87.8	102.8
IsoButane	134	119	132.6
Natural Gasoline	159	152	153.5
Propane	73.5	72	87.3

**MB NON**

	Last	Week Ago	Month Ago
Butane	96.3	96.5	110.9
IsoButane	120	107.1	113.1
Natural Gasoline	163.8	156.8	158.8
Propane	78.5	78.3	94.4

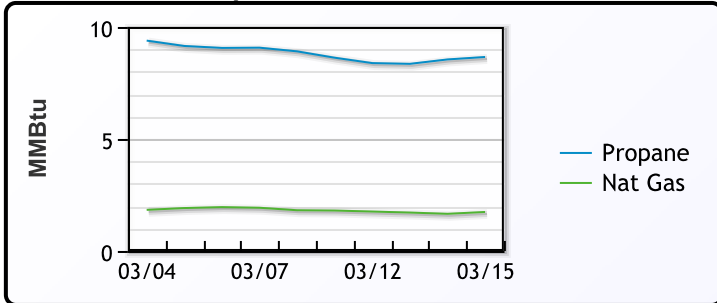
**EDMONTON**

	Last	Week Ago	Month Ago
Propane	44.8	42	59.3

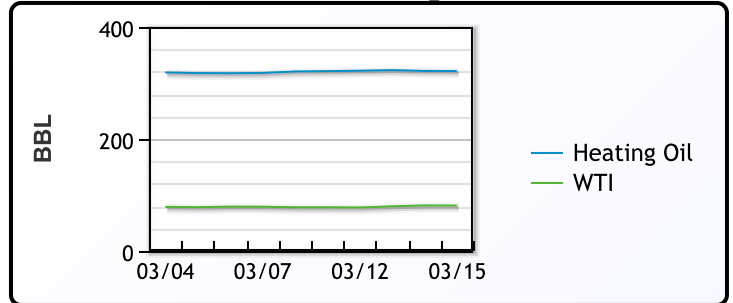
**SARNIA**

	Last	Week Ago	Month Ago
Propane	92.3	96.8	113.5

**Propane MT.B Tet vs Nat Gas**



**WTI vs Heating Oil**



**FX**

	Last	Change
CAD	1.3542	0.0009
DXY	103.432	0.072
Gold	2155.9	-6.29

**RATES**

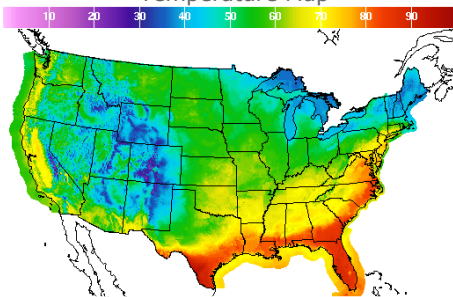
	Last	Change
US 2yr	4.7276	0.034
US 10yr	4.3063	0.016
CAN 10yr	3.544	0.014

**EQUITIES**

	Last	Change
Nasdaq	15973.17	-155.36
TSX	1317.208	0.163
S&P 500	5117.09	-33.39

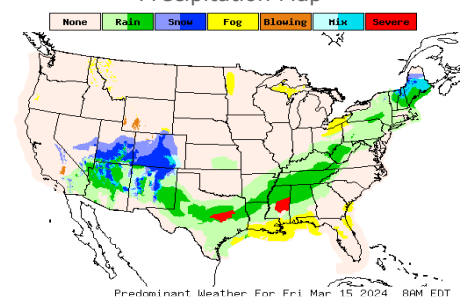
**Weather Data**

**Temperature Map**



City	HIGH °F	LOW °F
Calgary	49	34
Conway	48	30
Cushing	63	49
Denver	39	31
Houston	82	66
Mont Belvieu	79	65
Sarnia	43	35
Williston	52	32

**Precipitation Map**



This report has been prepared by PFL Petroleum Limited personnel for your information only and the views expressed are intended to provide market commentary and are not recommendations. This report is not an offer to sell or a solicitation of any offer to buy any security. The information contained herein has been compiled by PFL from sources believed to be reliable, but no representation or warranty, express or implied, is made by PFL Petroleum Limited, its affiliates or any other person as to its accuracy, completeness or correctness. Copyright 2017 PFL Petroleum Limited. All Rights Reserved