



MARKET DAILY

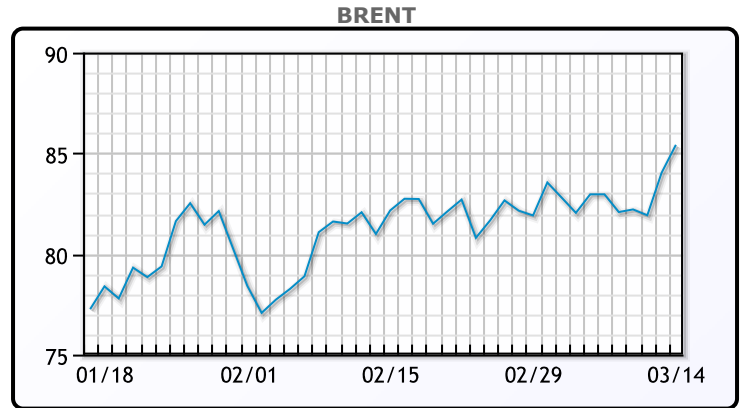
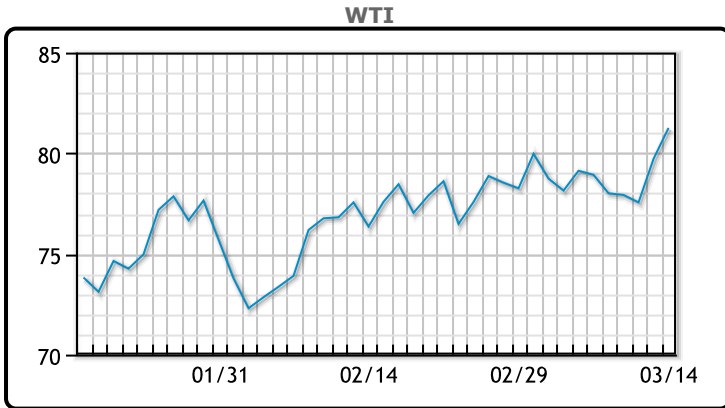
<https://www.pflpetroleum.com>
 1865 Veterans Park Dr. Suite 303
 Naples, Florida 34109
 Phone: 239-390-2885
 Fax: 239-949-0611
 Mar 14, 2024 6:42 PM

Major Energy Futures		
	Settle	Change
Brent	85.42	1.39
Gas Oil	830.75	13.75
Natural Gas	1.741	0.083
RBOB	270.33	4.18
ULSD	270.88	2.37
WTI	81.26	1.54

Market Commentary

Oil prices were higher today settling at four month highs as the IEA predicted a tighter market in 2024. The IEA raised its view on 2024 oil demand growth for a fourth time since November as Houthi attacks disrupt Red Sea shipping but warned that "the global economic slowdown acts as an additional headwind to oil use". "Demand is staying high, while supplies are getting tighter, particularly on the fuel side. The refining margins are also very strong and a positive for crude demand," said Dennis Kissler, senior vice president of trading at BOK Financial. US crude and gasoline inventories plunged last week government data showed yesterday, with sharply higher pump prices expected in the coming weeks as major refinery outages have cut supplies ahead of the summer driving season. Brent traded up \$1.39 or 1.7% to close at \$85.42. WTI traded up \$1.54 or 1.9% to close at \$81.26.

Crude & Product Markets

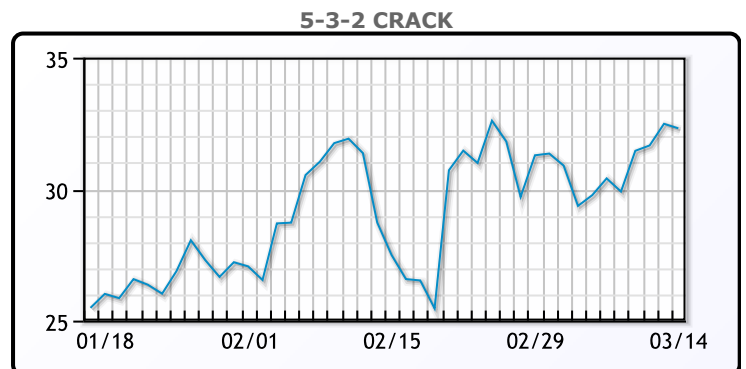
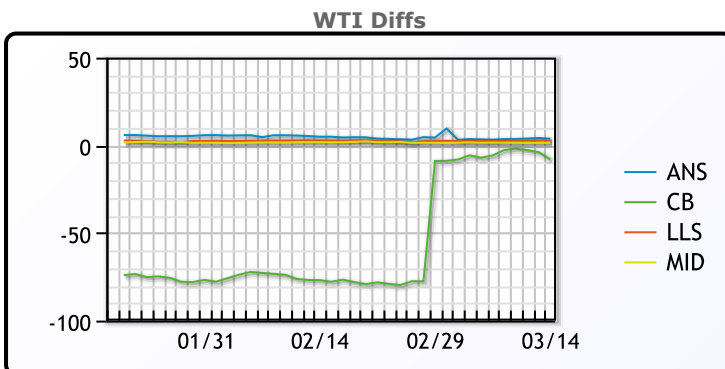


CRUDE

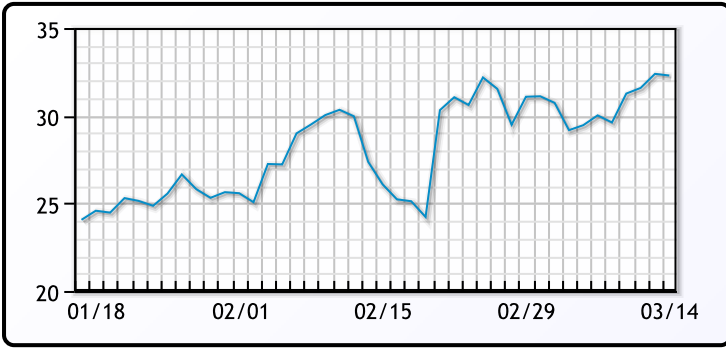
	Last	Week Ago	Month Ago
ANS	84.96	81.55	81.09
BLS	73.2	73.14	68.65
LLS	84.22	80.61	79.24
Mid	82.71	79.48	78.38
WTI	81.26	78.01	76.64

PRODUCTS

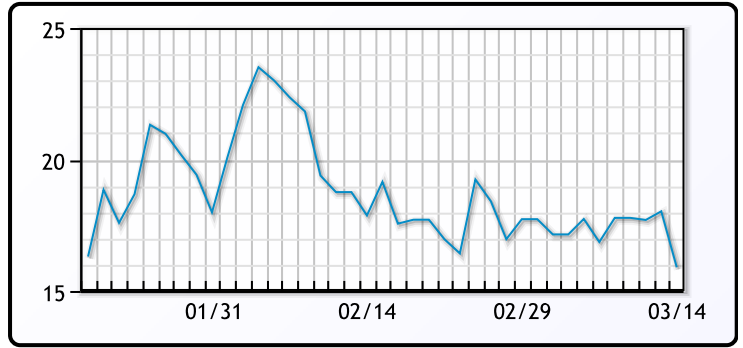
	Last	Week Ago	Month Ago
Gulf RBOB	2.6308	2.2822	2.2619
Gulf ULSD	2.6363	2.5634	2.7466
NYH RBOB	2.4323	2.2672	2.2654
NYH ULSD	2.7038	2.6759	2.8246
USGC 3%	68.38	66.81	67.59



3-2-1 Crack



Gulf 3-2-1 Crack



NGLs

MB

	Last	Week Ago	Month Ago
Butane	89.75	92.75	107
IsoButane	115	106.5	113.5
Natural Gasoline	165.2	158.5	155.9
Propane	79.25	82.125	92.5

CONWAY

	Last	Week Ago	Month Ago
Butane	88.25	90.75	105.5
IsoButane	130	122	127
Natural Gasoline	159.5	154	152
Propane	72.5	74.75	88

MB NON

	Last	Week Ago	Month Ago
Butane	94.75	97.75	110
IsoButane	115	106.5	113.5
Natural Gasoline	165	158.5	156.25
Propane	78	80.3	92.8

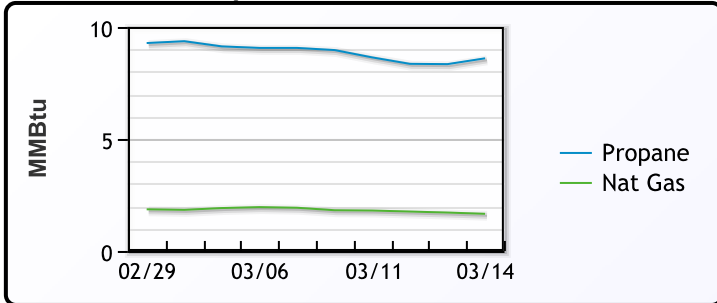
EDMONTON

	Last	Week Ago	Month Ago
Propane	42.9	44.8	61.3

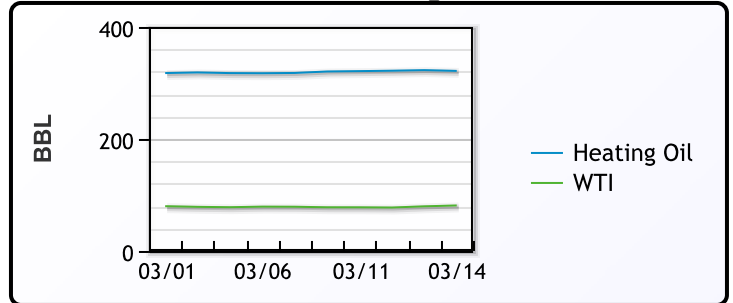
SARNIA

	Last	Week Ago	Month Ago
Propane	92.3	98.5	112.5

Propane MT.B Tet vs Nat Gas



WTI vs Heating Oil



FX

	Last	Change
CAD	1.3534	0.0001
DXY	103.36	0.571
Gold	2162.14	-0.05

RATES

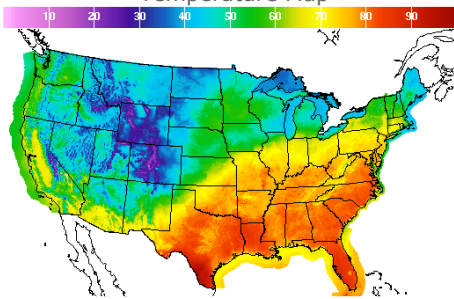
	Last	Change
US 2yr	4.6936	0.0591
US 10yr	4.2903	0.1004
CAN 10yr	3.53	0.106

EQUITIES

	Last	Change
Nasdaq	16128.53	-49.24
TSX	1317.045	-10.018
S&P 500	5150.48	-14.83

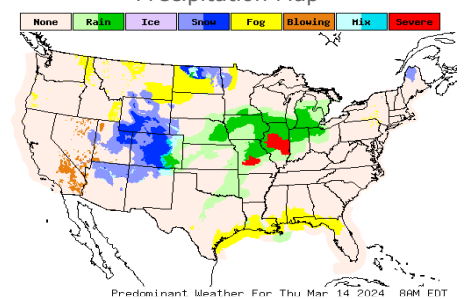
Weather Data

Temperature Map



City	HIGH °F	LOW °F
Calgary	50	29
Conway	39	32
Cushing	76	60
Denver	37	31
Houston	83	70
Mont Belvieu	78	68
Sarnia	49	40
Williston	39	33

Precipitation Map



This report has been prepared by PFL Petroleum Limited personnel for your information only and the views expressed are intended to provide market commentary and are not recommendations. This report is not an offer to sell or a solicitation of any offer to buy any security. The information contained herein has been compiled by PFL from sources believed to be reliable, but no representation or warranty, express or implied, is made by PFL Petroleum Limited, its affiliates or any other person as to its accuracy, completeness or correctness. Copyright 2017 PFL Petroleum Limited. All Rights Reserved