



MARKET DAILY

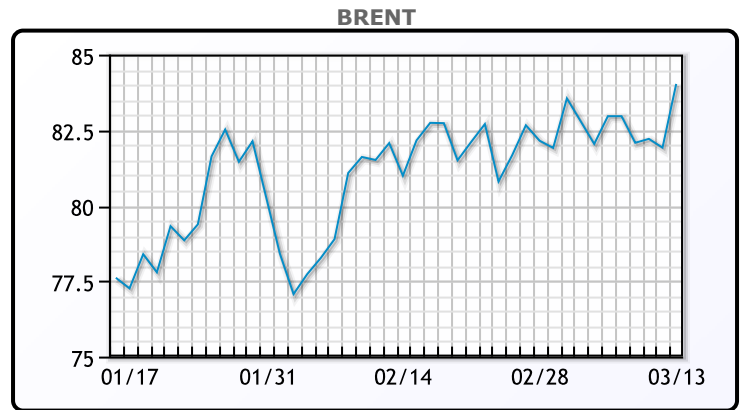
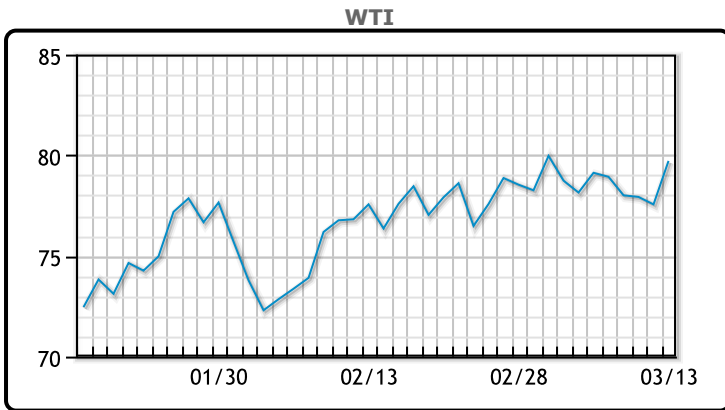
<https://www.pflpetroleum.com>
 1865 Veterans Park Dr. Suite 303
 Naples, Florida 34109
 Phone: 239-390-2885
 Fax: 239-949-0611
 Mar 13, 2024 7:50 PM

Major Energy Futures		
	Settle	Change
Brent	84.03	2.11
Gas Oil	821.25	-1.25
Natural Gas	1.658	-0.056
RBOB	266.15	7.51
ULSD	268.51	6.86
WTI	79.72	2.16

Market Commentary

Oil prices rose today to four month highs on a surprise draw in crude inventories and gasoline stocks. Crude stocks fell by 1.5MM/bbls last week, larger than the 1.3MM/bbls forecasted. Gasoline inventories fell by 5.7MM/bbls sending futures prices to their highest price since September 2023. "Gasoline is driving us today. There is growing concerns about growing tightness with a combination of seasonal maintenance and other outages," said Phil Flynn, an analyst at Price Futures Group. That increase in gasoline prices boosted the gasoline and 321 crack spreads. In Russia, Ukraine struck oil refineries in a second day of heavy drone attacks, causing a fire at Rosneft's biggest refinery in what Russian President Vladimir Putin said was an attempt to disrupt his country's presidential election this week. WTI traded up \$2.16 or 2.8% to close at \$79.72. Brent traded up \$2.11 or 2.6% to close at \$84.03.

Crude & Product Markets

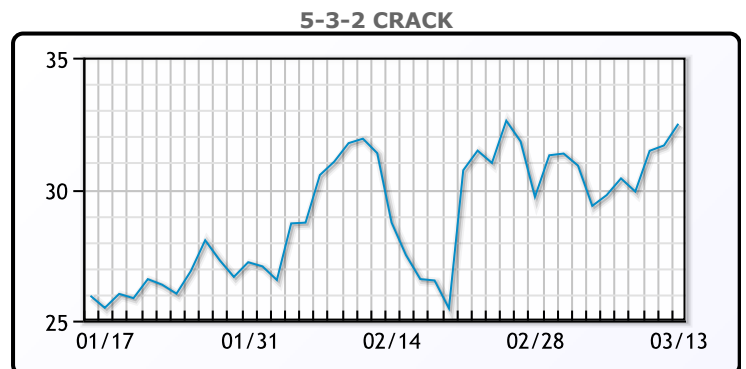
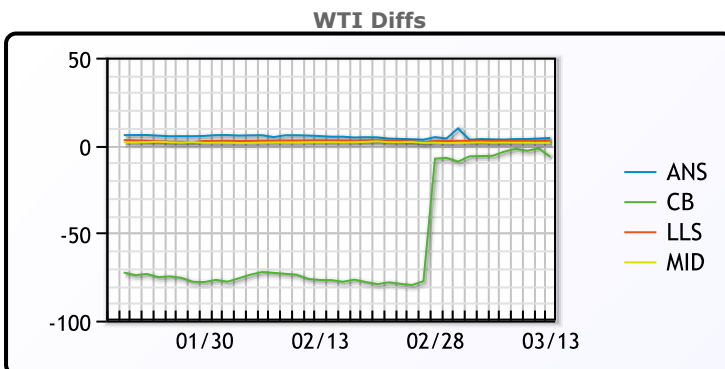


CRUDE

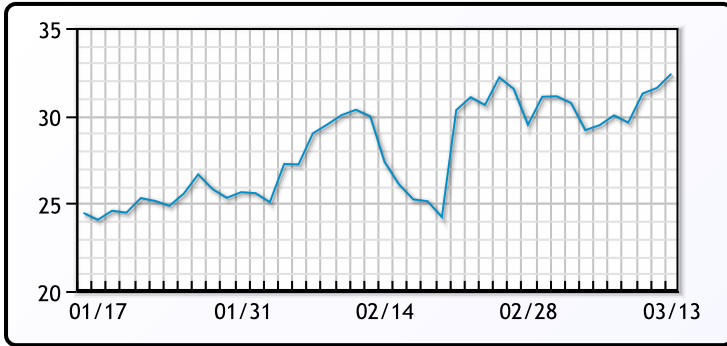
	Last	Week Ago	Month Ago
ANS	83.89	81.55	82.76
BLS	73.2	73.14	68.65
LLS	82.49	80.61	80.52
Mid	81.13	79.48	79.56
WTI	79.72	78.01	77.87

PRODUCTS

	Last	Week Ago	Month Ago
Gulf RBOB	2.6315	2.2822	2.3671
Gulf ULSD	2.6126	2.5634	2.8244
NYH RBOB	2.391	2.2672	2.3431
NYH ULSD	2.6801	2.6759	2.8899
USGC 3%	68.74	66.81	69.76



3-2-1 Crack



Gulf 3-2-1 Crack



NGLs

MB

	Last	Week Ago	Month Ago
Butane	79.3	83.3	94.3
IsoButane	112.3	106.3	111.8
Natural Gasoline	163.4	159.3	159.5
Propane	78.3	83.1	91.9

CONWAY

	Last	Week Ago	Month Ago
Butane	87.6	91.5	103.3
IsoButane	123	127	125
Natural Gasoline	157.9	155	152.5
Propane	72.1	75.9	88.1

MB NON

	Last	Week Ago	Month Ago
Butane	94.3	98.3	109.3
IsoButane	112.3	106.3	111.8
Natural Gasoline	163.4	159.3	159.5
Propane	76.8	82.1	92.3

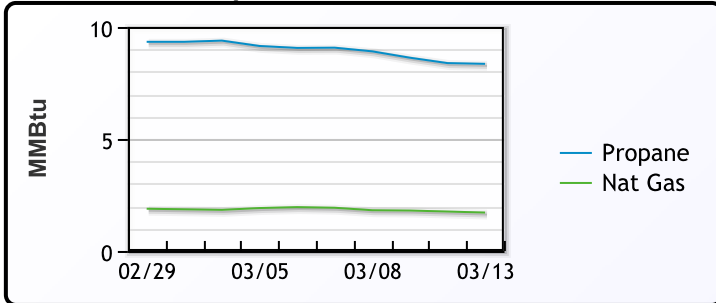
EDMONTON

	Last	Week Ago	Month Ago
Propane	42.1	45.9	61.6

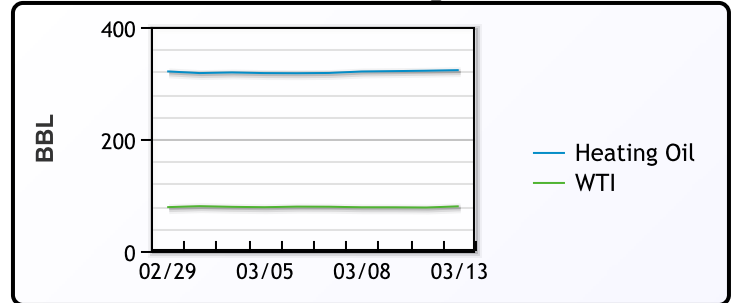
SARNIA

	Last	Week Ago	Month Ago
Propane	91.5	103.3	112.5

Propane MT.B Tet vs Nat Gas



WTI vs Heating Oil



FX

	Last	Change
CAD	1.3469	-0.0002
DXY	102.789	-0.168
Gold	2175.35	0.94

RATES

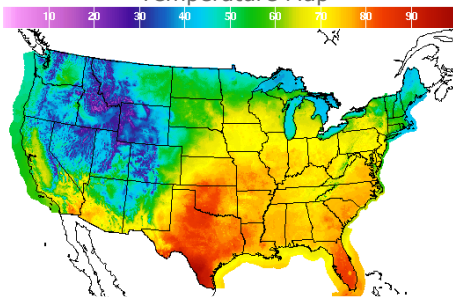
	Last	Change
US 2yr	4.6345	0.0483
US 10yr	4.1899	0.0392
CAN 10yr	3.424	0.032

EQUITIES

	Last	Change
Nasdaq	16177.77	-87.87
TSX	1327.063	8.784
S&P 500	5165.31	-9.96

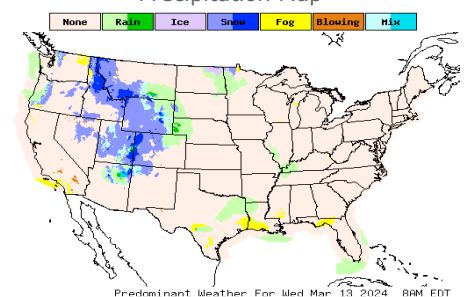
Weather Data

Temperature Map



City	HIGH °F	LOW °F
Calgary	41	28
Conway	44	32
Cushing	82	57
Denver	50	40
Houston	82	64
Mont Belvieu	75	63
Sarnia	52	42
Williston	52	37

Precipitation Map



This report has been prepared by PFL Petroleum Limited personnel for your information only and the views expressed are intended to provide market commentary and are not recommendations. This report is not an offer to sell or a solicitation of any offer to buy any security. The information contained herein has been compiled by PFL from sources believed to be reliable, but no representation or warranty, express or implied, is made by PFL Petroleum Limited, its affiliates or any other person as to its accuracy, completeness or correctness. Copyright 2017 PFL Petroleum Limited. All Rights Reserved