



MARKET DAILY

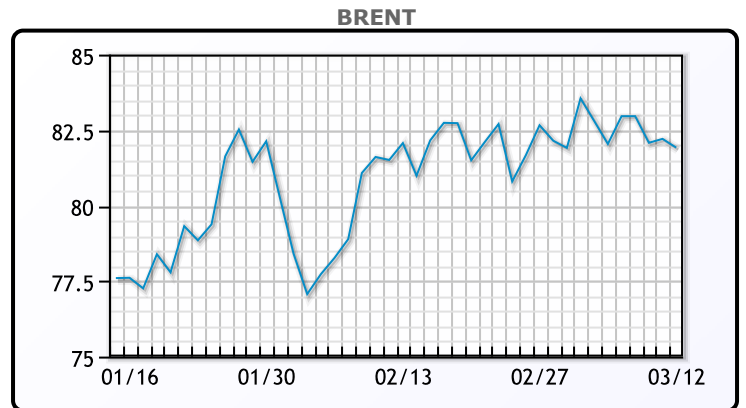
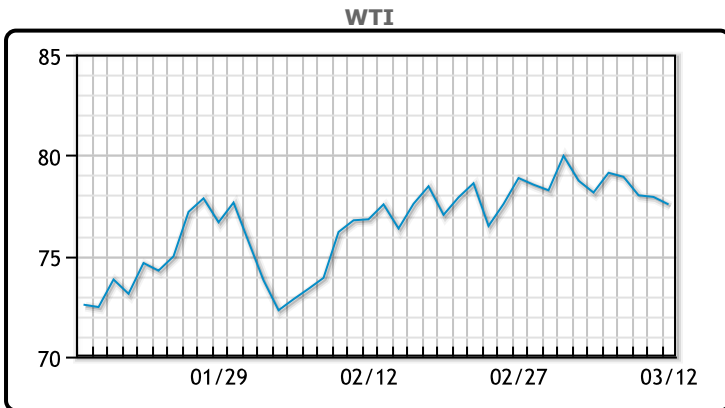
<https://www.pflpetroleum.com>
 1865 Veterans Park Dr. Suite 303
 Naples, Florida 34109
 Phone: 239-390-2885
 Fax: 239-949-0611
 Mar 12, 2024 7:05 PM

Major Energy Futures		
	Settle	Change
Brent	81.92	-2.29
Gas Oil	807.5	4.5
Natural Gas	1.714	-0.045
RBOB	258.64	0.59
ULSD	261.65	-3.53
WTI	77.56	-0.37

Market Commentary

Oil prices were slightly lower today on bearish economic data. U.S. consumer prices increased solidly in February, the U.S. Bureau of Labor Statistics said, pinning nagging inflation largely on higher costs for gasoline and shelter. "This does show a second month of an increase," said Tim Snyder, an economist at Matador Economics, noting the numbers were still within expectations. "Consensus in the markets says the Fed will not move to lower rates until June," he added. On the supply side, U.S. Energy Information Administration (EIA) raised its 2024 outlook for domestic oil output growth by 260,000 barrels per day to 13.19 million barrels, versus a previously forecast rise of 170,000 bpd. WTI traded down \$.37 to close at \$77.56. Brent traded down \$2.29 to close at \$81.92.

Crude & Product Markets

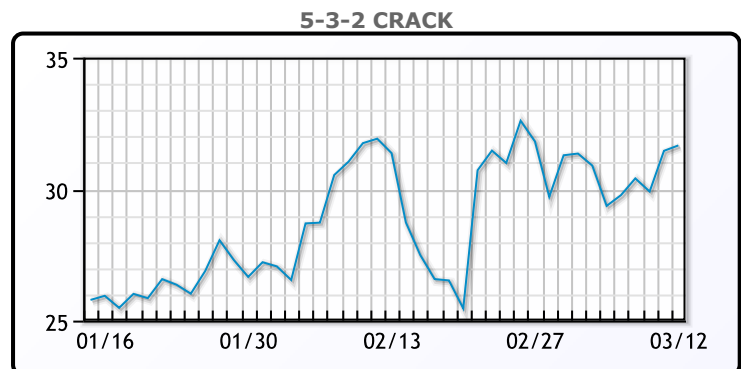
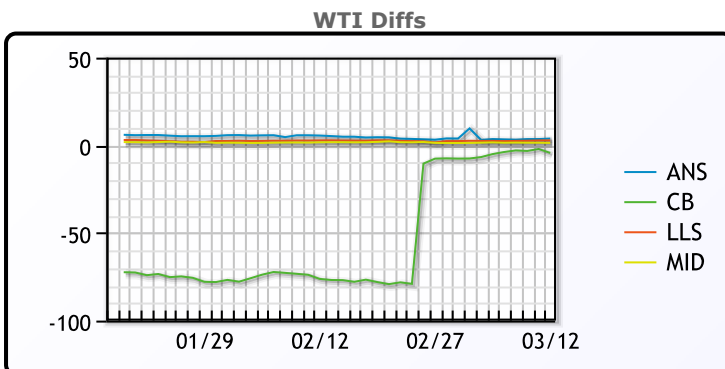


CRUDE

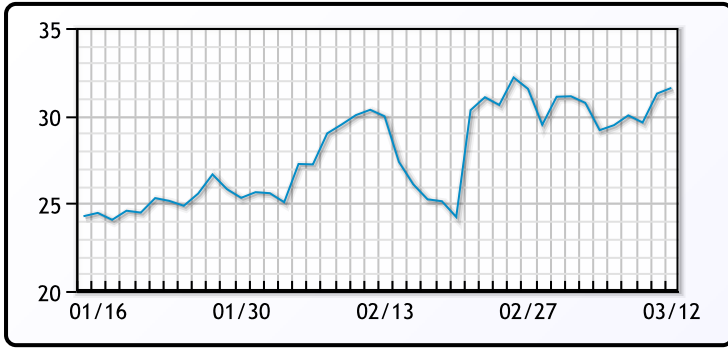
	Last	Week Ago	Month Ago
ANS	81.38	82.14	81.81
BLS	73.2	73.14	68.65
LLS	80.36	81.43	79.63
Mid	78.92	80.48	78.7
WTI	77.56	78.93	76.92

PRODUCTS

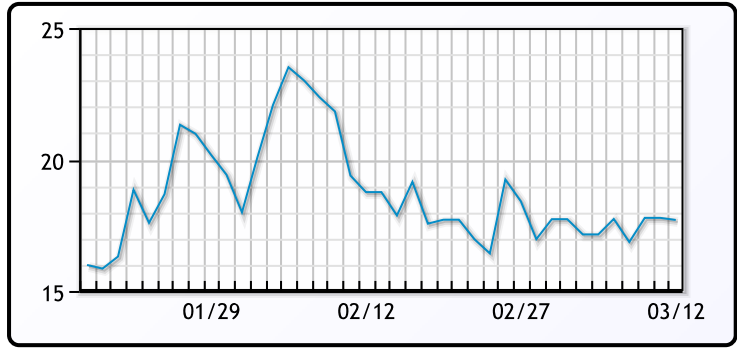
	Last	Week Ago	Month Ago
Gulf RBOB	2.5564	2.3248	2.3498
Gulf ULSD	2.543	2.6272	2.9011
NYH RBOB	2.3239	2.2948	2.3173
NYH ULSD	2.629	2.7147	2.9571
USGC 3%	67.12	67.52	69.33



3-2-1 Crack



Gulf 3-2-1 Crack



NGLs

MB

	Last	Week Ago	Month Ago
Butane	78.4	81.3	94.3
IsoButane	111.3	104.3	113.3
Natural Gasoline	158.8	156.9	157.5
Propane	76.5	83	92

CONWAY

	Last	Week Ago	Month Ago
Butane	86.4	90.5	104.5
IsoButane	123	127	125
Natural Gasoline	153	152	153.3
Propane	69.9	76.3	88.5

MB NON

	Last	Week Ago	Month Ago
Butane	93.4	96.3	109.3
IsoButane	111.3	104.3	113.3
Natural Gasoline	158.8	156.9	157.5
Propane	75.9	83	92.4

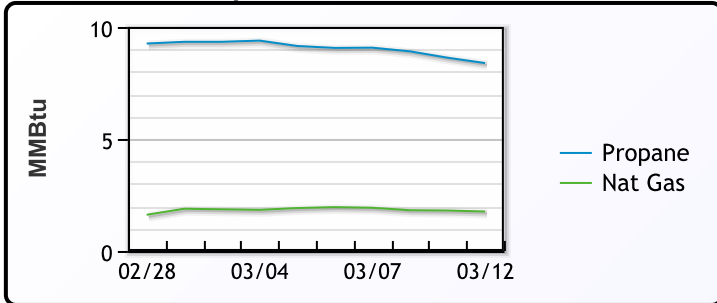
EDMONTON

	Last	Week Ago	Month Ago
Propane	39.9	46.3	62.3

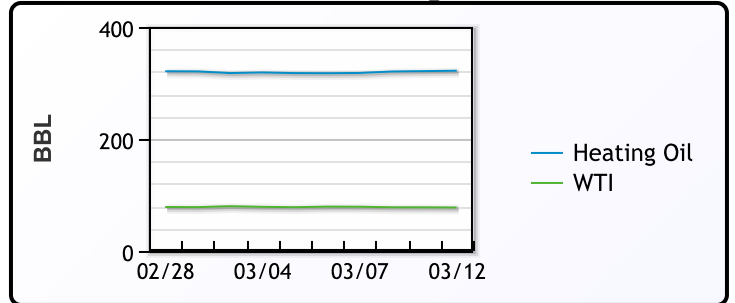
SARNIA

	Last	Week Ago	Month Ago
Propane	95.8	103.3	111.5

Propane MT.B Tet vs Nat Gas



WTI vs Heating Oil



FX

	Last	Change
CAD	1.3491	0
DXY	102.957	0.088
Gold	2158.88	0.54

RATES

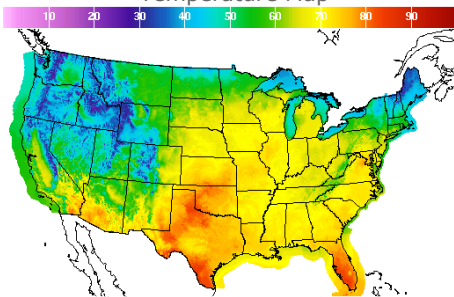
	Last	Change
US 2yr	4.5862	0.0502
US 10yr	4.1507	0.0525
CAN 10yr	3.392	0.043

EQUITIES

	Last	Change
Nasdaq	16265.64	246.37
TSX	1318.279	4.442
S&P 500	5175.27	57.33

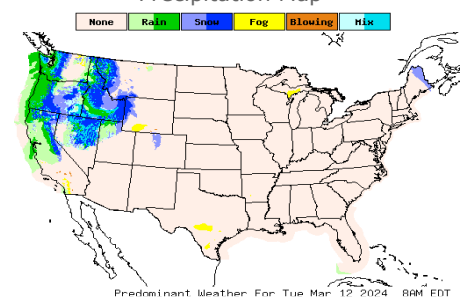
Weather Data

Temperature Map



City	HIGH °F	LOW °F
Calgary	48	29
Conway	46	31
Cushing	75	53
Denver	59	42
Houston	76	59
Mont Belvieu	72	58
Sarnia	62	40
Williston	50	36

Precipitation Map



This report has been prepared by PFL Petroleum Limited personnel for your information only and the views expressed are intended to provide market commentary and are not recommendations. This report is not an offer to sell or a solicitation of any offer to buy any security. The information contained herein has been compiled by PFL from sources believed to be reliable, but no representation or warranty, express or implied, is made by PFL Petroleum Limited, its affiliates or any other person as to its accuracy, completeness or correctness. Copyright 2017 PFL Petroleum Limited. All Rights Reserved