



MARKET DAILY

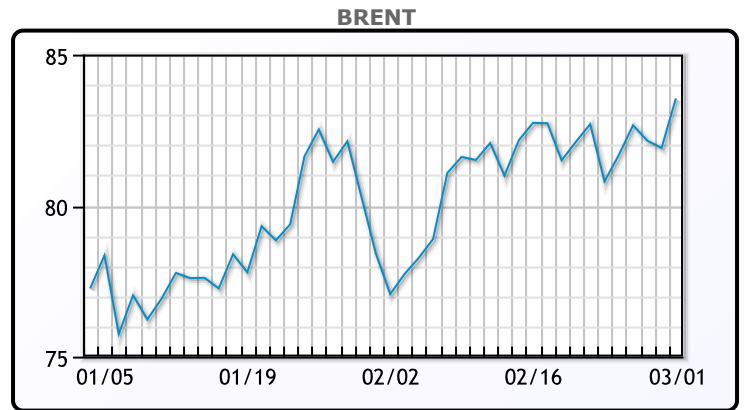
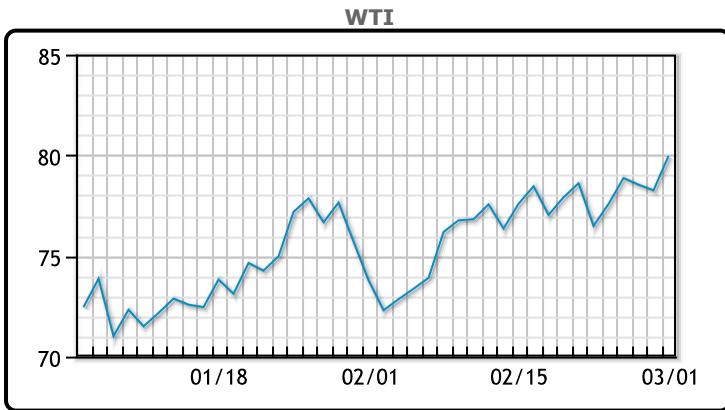
<https://www.pflpetroleum.com>
 1865 Veterans Park Dr. Suite 303
 Naples, Florida 34109
 Phone: 239-390-2885
 Fax: 239-949-0611
 Mar 1, 2024 8:22 PM

Major Energy Futures		
	Settle	Change
Brent	83.55	1.64
Gas Oil	852	7.5
Natural Gas	1.835	-0.025
RBOB	261.44	2.98
ULSD	270.42	2.39
WTI	79.97	1.71

Market Commentary

Oil prices rose 2% on Friday and posted weekly gains as traders awaited an OPEC+ decision on supply agreements for the second quarter. "The expectation that OPEC+ is going to continue with their voluntary production cuts well into the second quarter of 2024 is the main focus on the market," said Andrew Lipow, president of Lipow Oil Associates. Meanwhile, geopolitical tension in the Red Sea also lifted prices on Friday. The leader of Yemen's Houthis said on Thursday the group would introduce military "surprises" in the region. On the demand side, Chinese manufacturing activity shrank for the fifth straight month in February. WTI traded up \$1.71 or 2.19% to close at \$79.97. Brent traded up \$1.64 pr 2% to close at \$83.55.

Crude & Product Markets

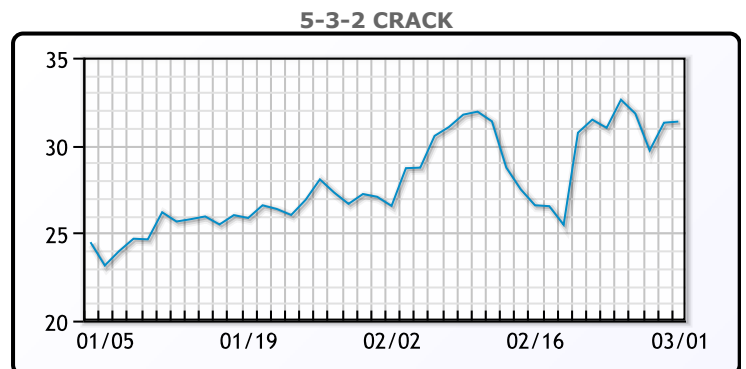
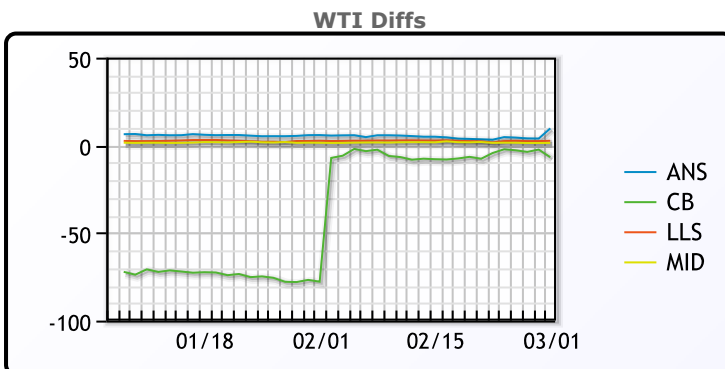


CRUDE

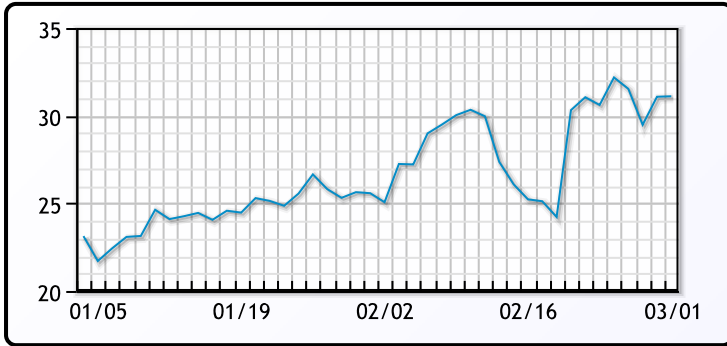
	Last	Week Ago	Month Ago
ANS	89.59	80.74	79.49
BLS	73.2	73.14	68.65
LLS	82.55	79.15	76.32
Mid	81.32	78.92	75.19
WTI	79.97	77.54	73.82

PRODUCTS

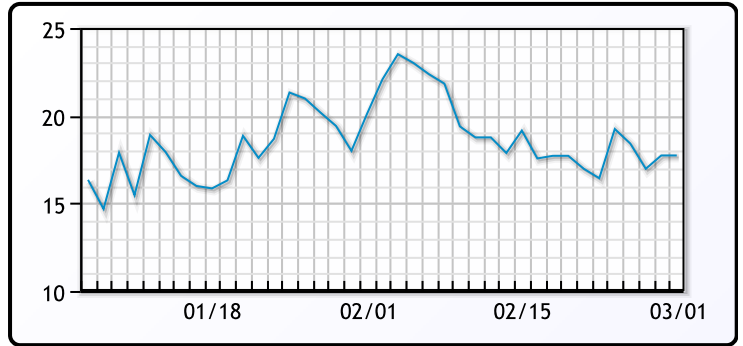
	Last	Week Ago	Month Ago
Gulf RBOB	2.4054	2.2518	2.1348
Gulf ULSD	2.6472	2.6061	2.6554
NYH RBOB	2.2794	2.2122	2.1483
NYH ULSD	2.7437	2.6847	2.7154
USGC 3%	67.48	65.66	62.95



3-2-1 Crack



Gulf 3-2-1 Crack



NGLs

MB

	Last	Week Ago	Month Ago
Butane	84	87	97.8
IsoButane	113.8	104.8	114.9
Natural Gasoline	161.5	154.3	147.8
Propane	86	86	93.1

CONWAY

	Last	Week Ago	Month Ago
Butane	95.8	94	105.3
IsoButane	135.5	121	140.8
Natural Gasoline	156.5	149.5	144
Propane	80.5	80.3	86.1

MB NON

	Last	Week Ago	Month Ago
Butane	102	102.5	105.3
IsoButane	113.8	104.8	114.9
Natural Gasoline	161.5	154.3	147.8
Propane	83.5	86.3	94.5

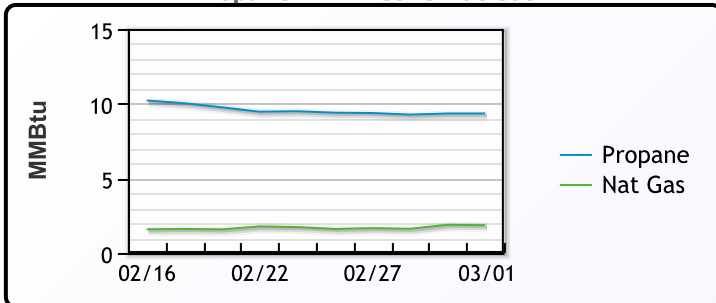
EDMONTON

	Last	Week Ago	Month Ago
Propane	56	53.1	63.8

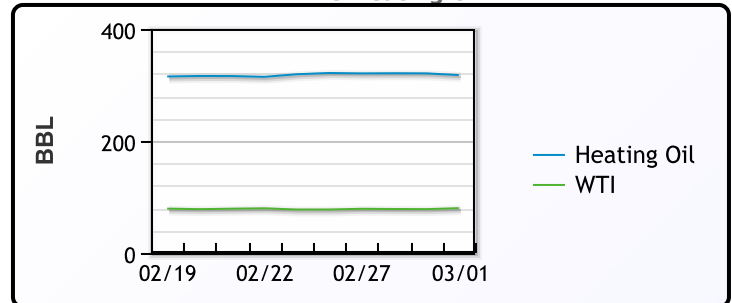
SARNIA

	Last	Week Ago	Month Ago
Propane	103.3	109	111.5

Propane MT.B Tet vs Nat Gas



WTI vs Heating Oil



FX

	Last	Change
CAD	1.3561	-0.0018
DXY	103.861	-0.295
Gold	2082.92	38.62

RATES

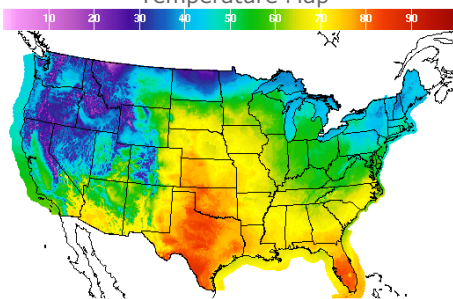
	Last	Change
US 2yr	4.5313	-0.0874
US 10yr	4.1798	-0.0704
CAN 10yr	3.427	-0.063

EQUITIES

	Last	Change
Nasdaq	16274.94	183.02
TSX	1300.727	10.375
S&P 500	5137.08	40.81

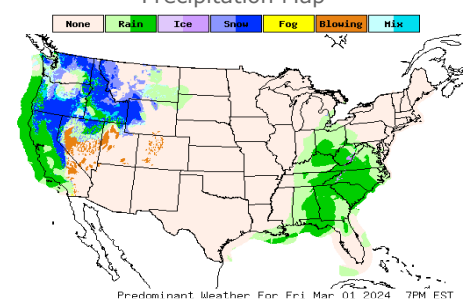
Weather Data

Temperature Map



City	HIGH °F	LOW °F
Calgary	18	10
Conway	48	19
Cushing	54	32
Denver	59	40
Houston	71	52
Mont Belvieu	68	49
Sarnia	44	29
Williston	42	31

Precipitation Map



This report has been prepared by PFL Petroleum Limited personnel for your information only and the views expressed are intended to provide market commentary and are not recommendations. This report is not an offer to sell or a solicitation of any offer to buy any security. The information contained herein has been compiled by PFL from sources believed to be reliable, but no representation or warranty, express or implied, is made by PFL Petroleum Limited, its affiliates or any other person as to its accuracy, completeness or correctness. Copyright 2017 PFL Petroleum Limited. All Rights Reserved