



MARKET DAILY

<https://www.pflpetroleum.com>
 1865 Veterans Park Dr. Suite 303
 Naples, Florida 34109
 Phone: 239-390-2885
 Fax: 239-949-0611
 Mar 11, 2024 8:38 PM

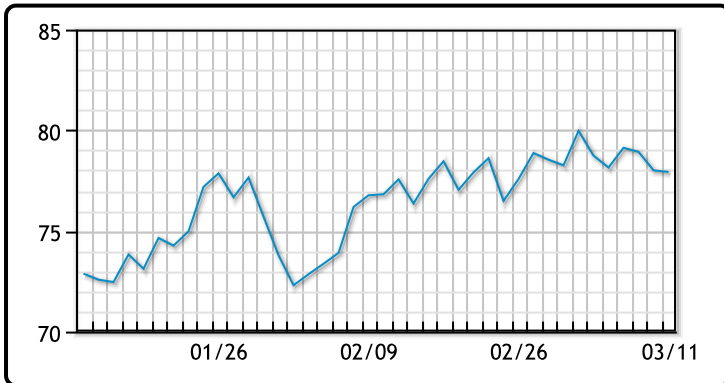
Major Energy Futures		
	Settle	Change
Brent	82.21	0.13
Gas Oil	829.5	-18
Natural Gas	1.759	-0.046
RBOB	258.05	5.33
ULSD	265.18	1.09
WTI	77.93	-0.08

Market Commentary

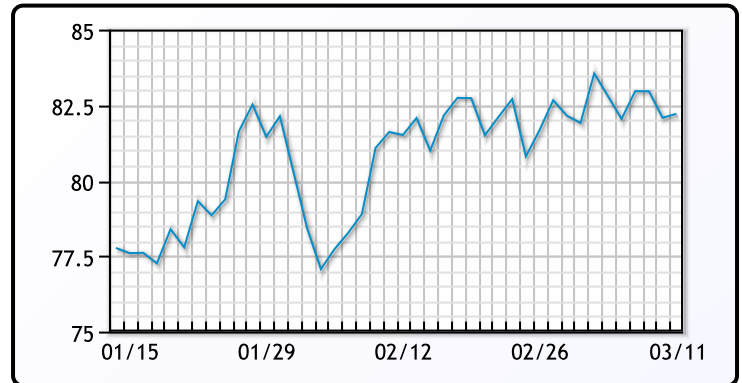
Oil prices were mostly flat for the day in a relatively quiet session. Both benchmarks ended last week lower after bearish Chinese data implied weaker demand in the world's leading crude importer. At the same time, oil investors seemed to overlook geopolitical conflict that was initially seen as tightening global crude supplies. "It seems that the Middle East conflict is not high on the list of driving forces of investors, as it has not led to meaningful supply disruptions," said Tamas Varga of oil broker PVM. U.S. job growth accelerated in February, but a rise in the unemployment rate and moderation in wage gains kept the anticipated June interest rate cut on the table. U.S. inflation data is due on Tuesday. WTI traded down \$.08 to close at \$77.93. Brent traded up \$.13 to close at \$82.21.

Crude & Product Markets

WTI



BRENT



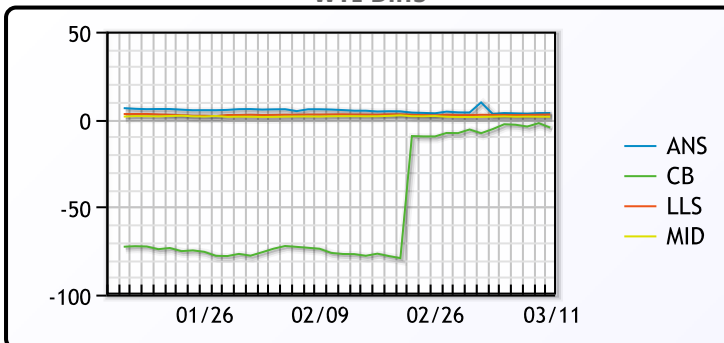
CRUDE

	Last	Week Ago	Month Ago
ANS	81.5	82.49	82.1
BLS	73.2	73.14	68.65
LLS	80.69	81.53	79.68
Mid	79.38	80.6	78.61
WTI	77.93	79.13	76.84

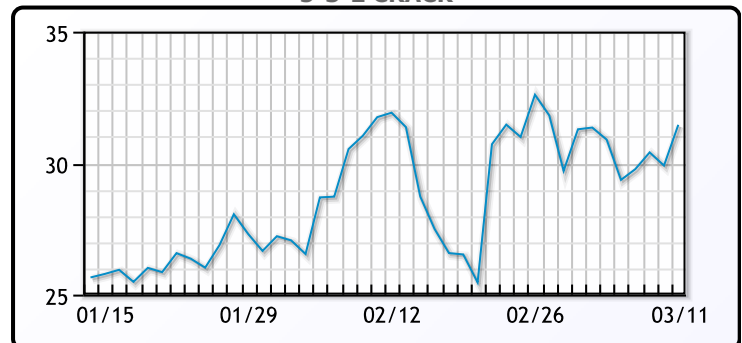
PRODUCTS

	Last	Week Ago	Month Ago
Gulf RBOB	2.573	2.3414	2.292
Gulf ULSD	2.5843	2.5983	2.9432
NYH RBOB	2.3205	2.2889	2.2895
NYH ULSD	2.6668	2.6808	3.0042
USGC 3%	67.24	66.92	68.78

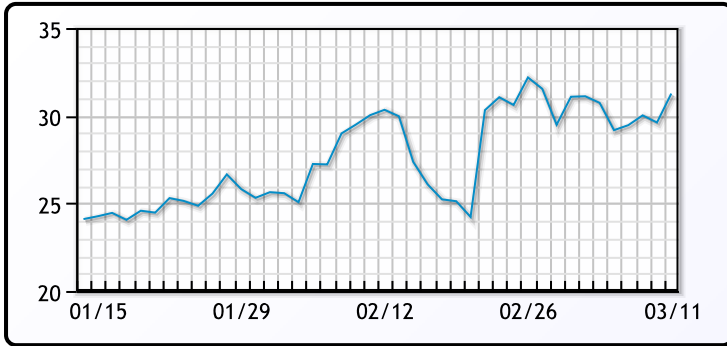
WTI Diffs



5-3-2 CRACK



3-2-1 Crack



Gulf 3-2-1 Crack



NGLs

MB

	Last	Week Ago	Month Ago
Butane	79.8	82	99.5
IsoButane	106.9	105.8	112
Natural Gasoline	157.5	160.9	156.3
Propane	76.8	83.8	91.8

CONWAY

	Last	Week Ago	Month Ago
Butane	87.1	92	103.5
IsoButane	119	135.5	126
Natural Gasoline	153.5	156	153
Propane	69.9	77.1	87.5

MB NON

	Last	Week Ago	Month Ago
Butane	94.8	97.8	107.5
IsoButane	106.9	105.8	112
Natural Gasoline	157.5	160.9	156.3
Propane	76	80.8	92.5

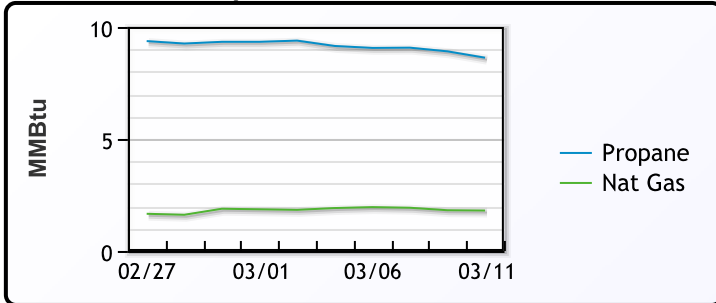
EDMONTON

	Last	Week Ago	Month Ago
Propane	39.9	47.1	61

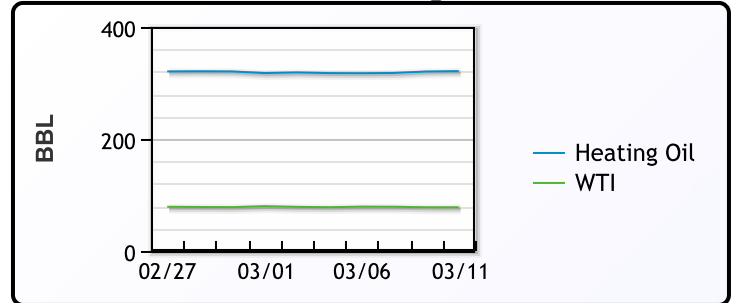
SARNIA

	Last	Week Ago	Month Ago
Propane	96.8	103.3	111.5

Propane MT.B Tet vs Nat Gas



WTI vs Heating Oil



FX

	Last	Change
CAD	1.3477	-0.0006
DXY	102.781	-0.088
Gold	2181.95	-0.8

RATES

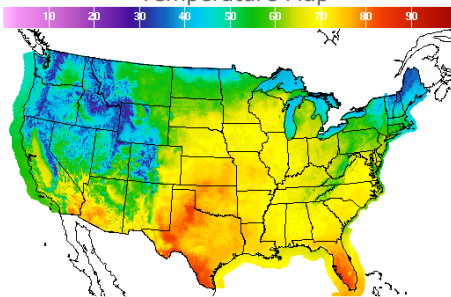
	Last	Change
US 2yr	4.5319	-0.0041
US 10yr	4.0924	-0.0058
CAN 10yr	3.349	0.019

EQUITIES

	Last	Change
Nasdaq	16019.27	-65.84
TSX	1313.837	1.947
S&P 500	5117.94	-5.75

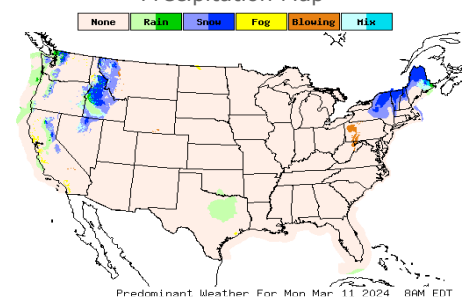
Weather Data

Temperature Map



City	HIGH °F	LOW °F
Calgary	46	27
Conway	56	34
Cushing	68	44
Denver	59	43
Houston	72	58
Mont Belvieu	68	55
Sarnia	49	30
Williston	49	34

Precipitation Map



This report has been prepared by PFL Petroleum Limited personnel for your information only and the views expressed are intended to provide market commentary and are not recommendations. This report is not an offer to sell or a solicitation of any offer to buy any security. The information contained herein has been compiled by PFL from sources believed to be reliable, but no representation or warranty, express or implied, is made by PFL Petroleum Limited, its affiliates or any other person as to its accuracy, completeness or correctness. Copyright 2017 PFL Petroleum Limited. All Rights Reserved