



# MARKET DAILY

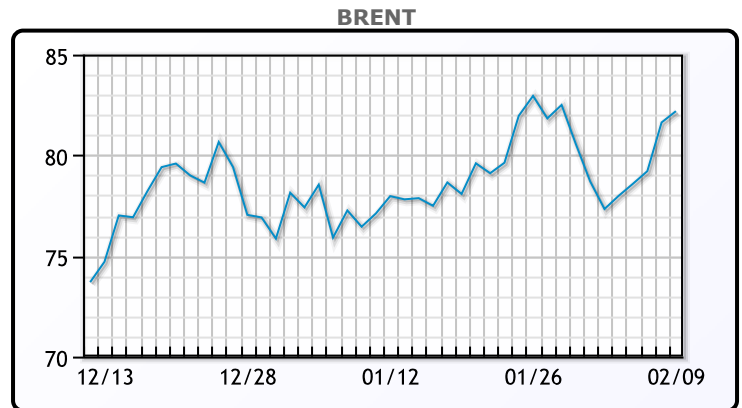
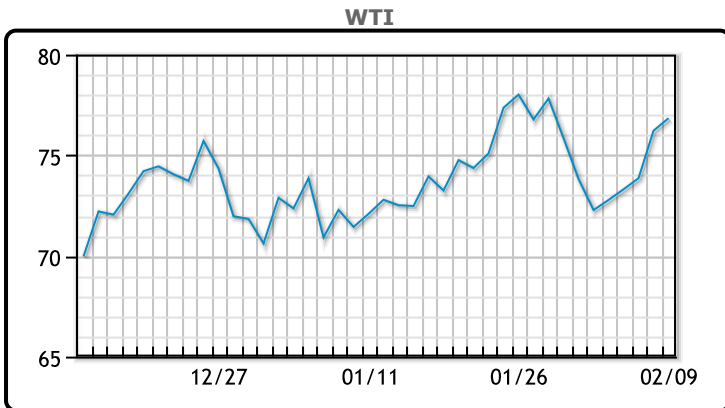
<https://www.pflpetroleum.com>  
 1865 Veterans Park Dr. Suite 303  
 Naples, Florida 34109  
 Phone: 239-390-2885  
 Fax: 239-949-0611  
 Feb 9, 2024 6:12 PM

Major Energy Futures		
	Settle	Change
Brent	82.19	0.56
Gas Oil	918.25	25.25
Natural Gas	1.847	-0.05
RBOB	233.95	7.9
ULSD	296.42	7.56
WTI	76.84	0.62

## Market Commentary

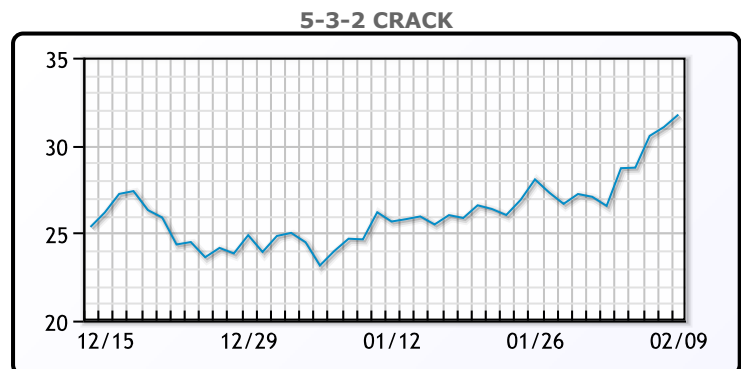
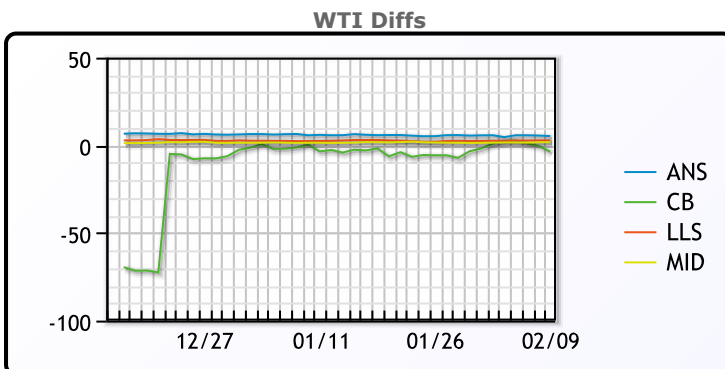
Oil prices were higher today notching a weekly gain as supply concerns from the Middle east mounted. Prices were up 6% week over week following last weeks 7% loss. "We believe that this type of week-to-week wide price swings will further characterize the crude markets through the rest of this month short of major bullish headlines out of the Mideast that could force adjustment in global oil balances," said Jim Ritterbusch, president of Ritterbusch and Associates LLC in Galena, Illinois. U.S. domestic production returned this week to a record 13.3 million barrels per day level, according to the U.S. Energy Information Administration. Last month, frigid weather caused widespread shut-ins in oil producing regions. Brent traded up \$.56 or .7% to close at \$82.19. WTI traded up \$.62 or .8% to close at \$76.84.

## Crude & Product Markets



	Last	Week Ago	Month Ago
ANS	82.1	78.03	78.2
BLS	73.2	73.14	68.65
LLS	79.63	74.88	74.69
Mid	78.61	73.78	73.69
WTI	76.84	72.28	72.24

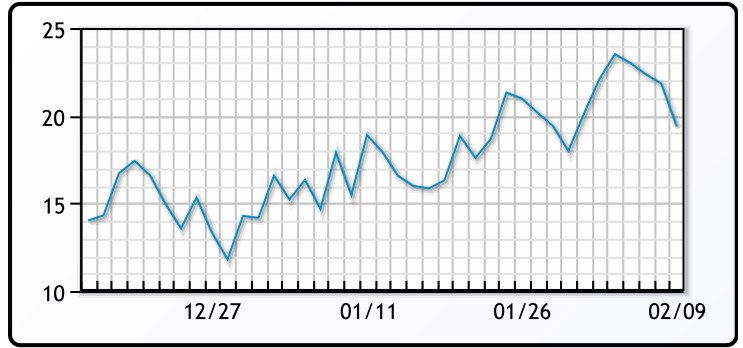
	Last	Week Ago	Month Ago
Gulf RBOB	2.292	2.095	1.9658
Gulf ULSD	2.9432	2.6035	2.5319
NYH RBOB	2.2895	2.101	2.0598
NYH ULSD	3.0042	2.659	2.6384
USGC 3%	68.78	61.57	71.22



**3-2-1 Crack**



**Gulf 3-2-1 Crack**



**NGLs**

**MB**

	Last	Week Ago	Month Ago
Butane	104.5	101.5	96
IsoButane	112	112.25	109
Natural Gasoline	156.3	145.8	144.3
Propane	91.5	92.25	73.25

**CONWAY**

	Last	Week Ago	Month Ago
Butane	103.5	104.5	105.75
IsoButane	126.5	139	127
Natural Gasoline	152	141	140
Propane	88	86	72.5

**MB NON**

	Last	Week Ago	Month Ago
Butane	107.5	104.5	99
IsoButane	112	112.25	109
Natural Gasoline	156.5	145.25	143.75
Propane	92.5	95	73.5

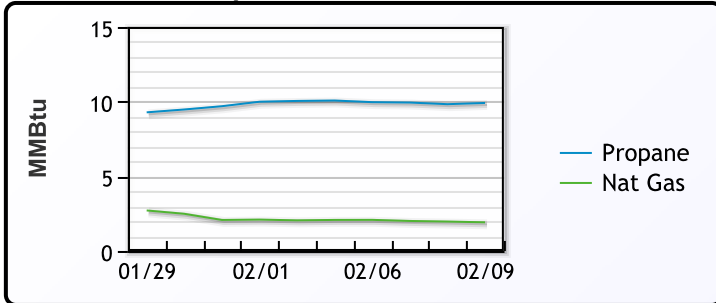
**EDMONTON**

	Last	Week Ago	Month Ago
Propane	61	61.8	50.9

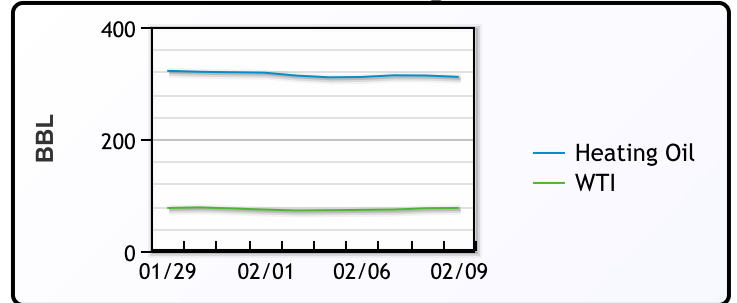
**SARNIA**

	Last	Week Ago	Month Ago
Propane	111.5	114	92

**Propane MT.B Tet vs Nat Gas**



**WTI vs Heating Oil**



**FX**

	Last	Change
CAD	1.346	0.0002
DXY	104.08	-0.085
Gold	2024.26	-10.26

**RATES**

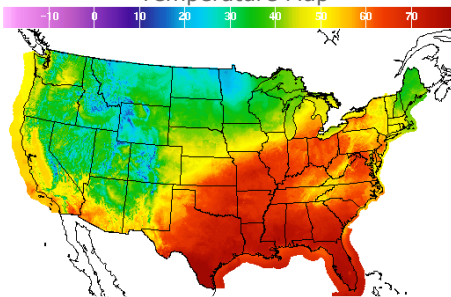
	Last	Change
US 2yr	4.4799	0.0259
US 10yr	4.1754	0.0214
CAN 10yr	3.543	-0.009

**EQUITIES**

	Last	Change
Nasdaq	15990.66	196.95
TSX	1269.746	5.622
S&P 500	5026.61	28.7

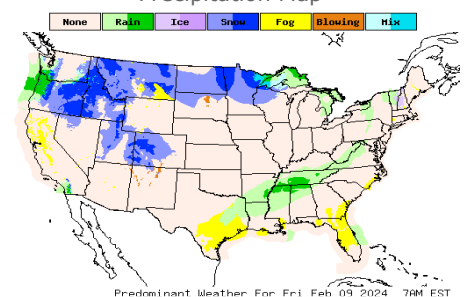
**Weather Data**

**Temperature Map**



City	HIGH °F	LOW °F
Calgary	25	13
Conway	24	16
Cushing	62	46
Denver	42	31
Houston	74	62
Mont Belvieu	73	61
Sarnia	58	45
Williston	26	19

**Precipitation Map**



This report has been prepared by PFL Petroleum Limited personnel for your information only and the views expressed are intended to provide market commentary and are not recommendations. This report is not an offer to sell or a solicitation of any offer to buy any security. The information contained herein has been compiled by PFL from sources believed to be reliable, but no representation or warranty, express or implied, is made by PFL Petroleum Limited, its affiliates or any other person as to its accuracy, completeness or correctness. Copyright 2017 PFL Petroleum Limited. All Rights Reserved