



# MARKET DAILY

<https://www.pflpetroleum.com>  
 1865 Veterans Park Dr. Suite 303  
 Naples, Florida 34109  
 Phone: 239-390-2885  
 Fax: 239-949-0611  
 Feb 8, 2024 6:24 PM

Major Energy Futures		
	Settle	Change
Brent	81.63	2.42
Gas Oil	886.75	20.25
Natural Gas	1.917	-0.05
RBOB	234.2	7.9
ULSD	289.08	7.56
WTI	76.22	2.36

## Market Commentary

Oil prices were higher today on concerns of a broadening mid-east conflict after the proposed ceasefire between Israel and Hamas was rejected. "The market is holding its breath on what the next potential fallout could be," said John Kilduff, partner with Again Capital LLC. Attacks on shipping by Iranian-backed Houthi rebels continued to disrupt global oil trading, he added. In the U.S., a stronger than expected drawdown in gasoline and middle-distillate stocks also buoyed the oil market. Demand growth remains healthy in large oil-consuming nations, including India and the U.S., said Giovanni Staunovo, analyst at UBS. WTI traded up \$2.36 or 3.2% to close at \$76.22. Brent traded up \$2.42 or 3% to close at \$81.36.

## Crude & Product Markets

WTI



BRENT



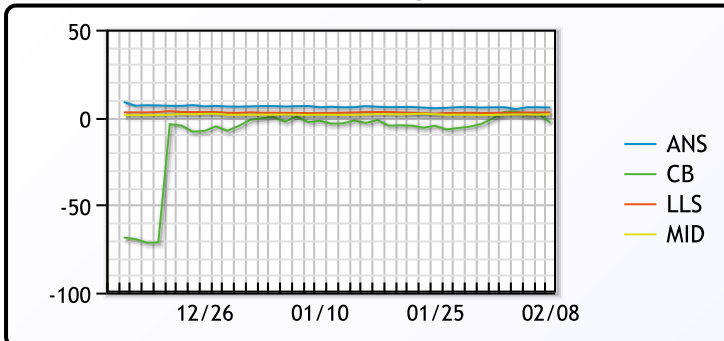
CRUDE

	Last	Week Ago	Month Ago
ANS	81.77	78.03	76.48
BLS	73.2	73.14	68.65
LLS	79	74.88	73.17
Mid	77.95	73.78	72.22
WTI	76.22	72.28	70.77

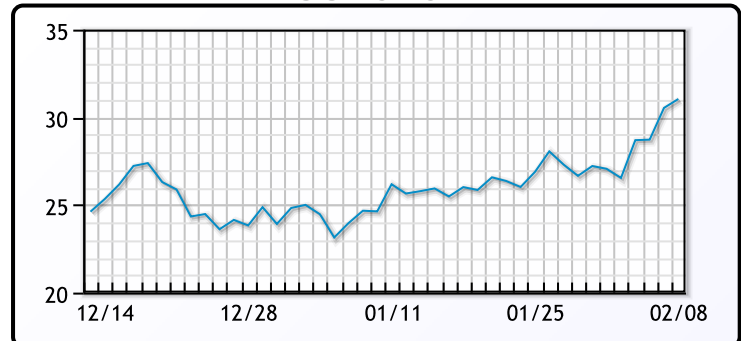
PRODUCTS

	Last	Week Ago	Month Ago
Gulf RBOB	2.282	2.095	1.9218
Gulf ULSD	2.8533	2.6035	2.4584
NYH RBOB	2.292	2.101	2.0108
NYH ULSD	2.8833	2.659	2.5649
USGC 3%	68.62	61.57	70.03

WTI Diffs



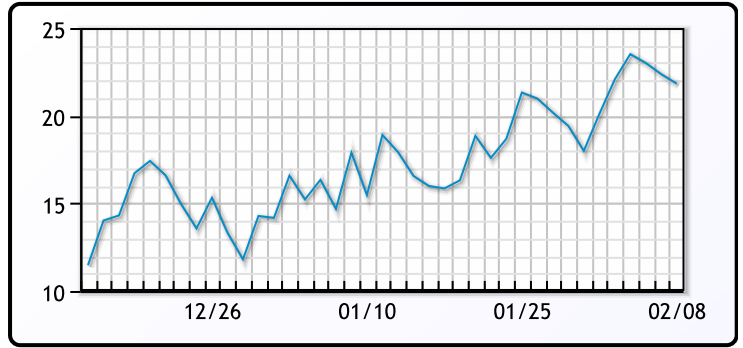
5-3-2 CRACK



**3-2-1 Crack**



**Gulf 3-2-1 Crack**



**NGLs**

**MB**

	Last	Week Ago	Month Ago
Butane	103.25	102	94
IsoButane	111	114	110
Natural Gasoline	155.1	147.8	140.5
Propane	90.75	92	69

**CONWAY**

	Last	Week Ago	Month Ago
Butane	102.5	105.5	106
IsoButane	127	138	126
Natural Gasoline	150	143	137
Propane	87.25	87	68.25

**MB NON**

	Last	Week Ago	Month Ago
Butane	106.25	105	97
IsoButane	111	114	110
Natural Gasoline	154.5	146.75	140.5
Propane	90.4	94.5	69.4

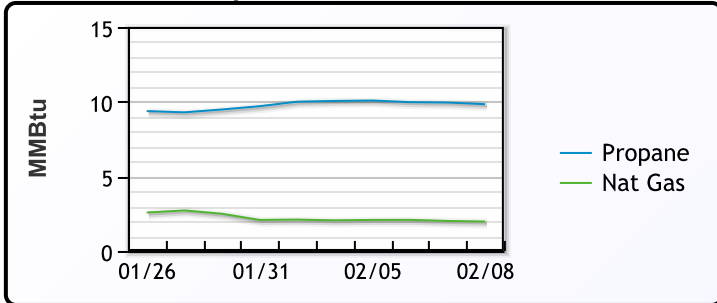
**EDMONTON**

	Last	Week Ago	Month Ago
Propane	60.8	63.8	48.9

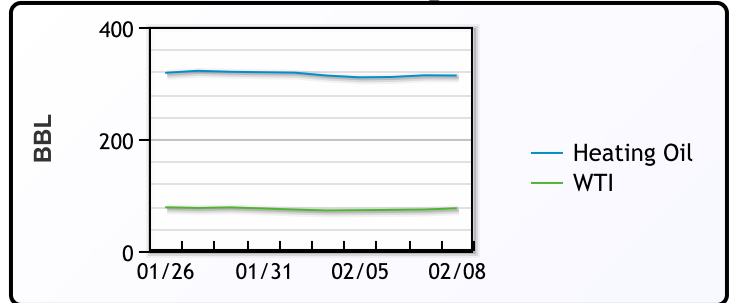
**SARNIA**

	Last	Week Ago	Month Ago
Propane	111.5	111.5	89.5

**Propane MT.B Tet vs Nat Gas**



**WTI vs Heating Oil**



**FX**

	Last	Change
CAD	1.3461	0.0003
DXY	104.165	0.108
Gold	2034.21	-0.31

**RATES**

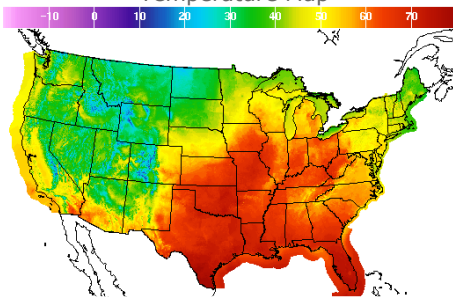
	Last	Change
US 2yr	4.454	0.0253
US 10yr	4.154	0.0329
CAN 10yr	3.552	0.073

**EQUITIES**

	Last	Change
Nasdaq	15793.71	37.07
TSX	1264.124	-0.468
S&P 500	4997.91	2.85

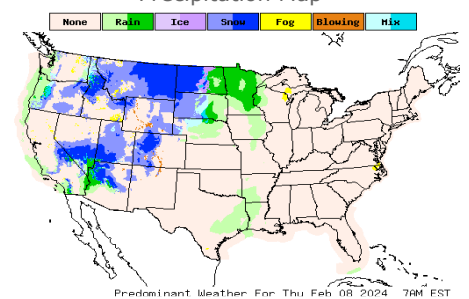
**Weather Data**

**Temperature Map**



City	HIGH °F	LOW °F
Calgary	25	13
Conway	35	22
Cushing	67	52
Denver	47	34
Houston	72	63
Mont Belvieu	71	61
Sarnia	51	35
Williston	30	23

**Precipitation Map**



This report has been prepared by PFL Petroleum Limited personnel for your information only and the views expressed are intended to provide market commentary and are not recommendations. This report is not an offer to sell or a solicitation of any offer to buy any security. The information contained herein has been compiled by PFL from sources believed to be reliable, but no representation or warranty, express or implied, is made by PFL Petroleum Limited, its affiliates or any other person as to its accuracy, completeness or correctness. Copyright 2017 PFL Petroleum Limited. All Rights Reserved