



MARKET DAILY

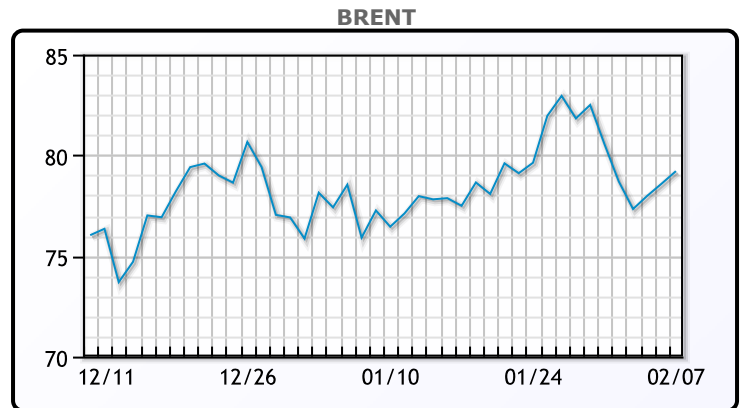
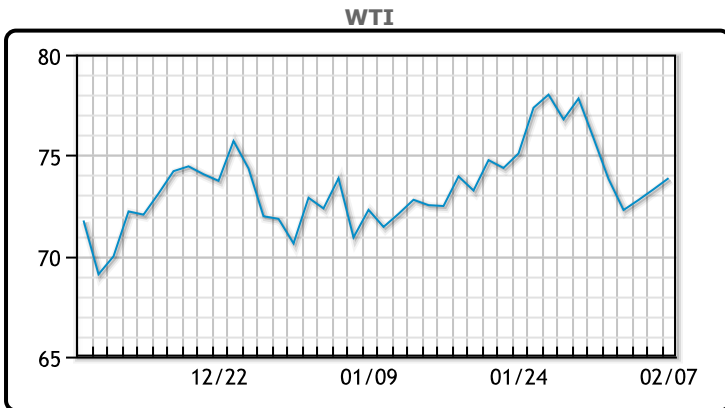
<https://www.pflpetroleum.com>
 1865 Veterans Park Dr. Suite 303
 Naples, Florida 34109
 Phone: 239-390-2885
 Fax: 239-949-0611
 Feb 7, 2024 6:28 PM

| Major Energy Futures | | |
|----------------------|--------|--------|
| | Settle | Change |
| Brent | 79.21 | 0.62 |
| Gas Oil | 861.5 | 23.25 |
| Natural Gas | 1.967 | -0.042 |
| RBOB | 226.3 | 4.57 |
| ULSD | 281.52 | 7.25 |
| WTI | 73.86 | 0.55 |

Market Commentary

Oil prices rose for a third consecutive day today boosted by a larger-than-expected fall in U.S. fuel stocks and continued tensions in the Middle East. According to the U.S. Energy Information Administration - gasoline stocks fell by 3.15 million barrels and distillate stocks fell 3.2 million barrels. Crude stocks, however, posted a larger-than-expected build of 5.5 million barrels. U.S. West Texas Intermediate crude climbed 55 cents per gallon to close at \$73.86 barrel. Brent crude futures settled 62 cents higher at US\$79.21 per barrel. In Canada One Exchange WCS for March delivery settled today at US\$19.05 below the WTI-CMA. The implied value was US\$54.85.

Crude & Product Markets

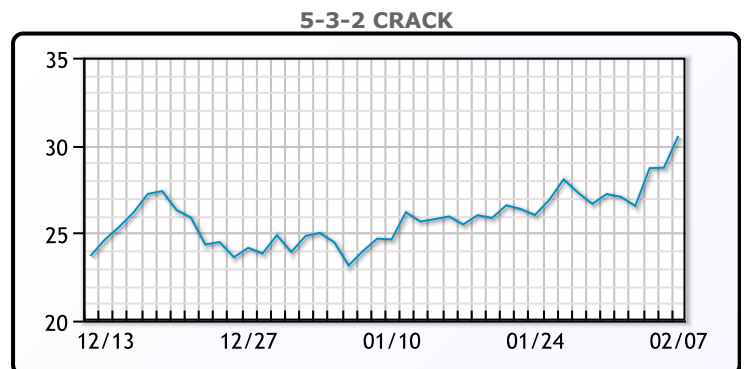
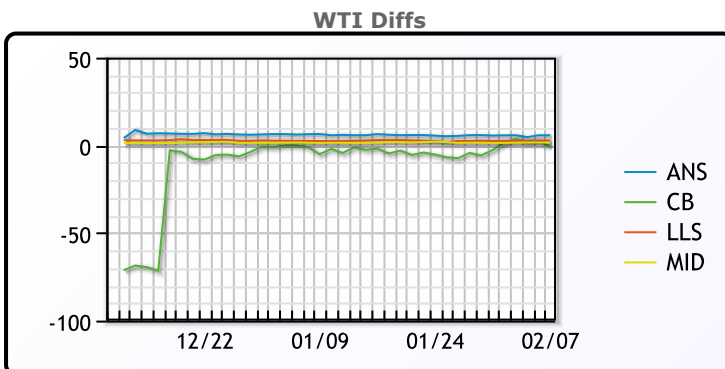


CRUDE

| | Last | Week Ago | Month Ago |
|-----|-------|----------|-----------|
| ANS | 79.58 | 78.03 | 80.25 |
| BLS | 73.2 | 73.14 | 68.65 |
| LLS | 76.56 | 74.88 | 76.21 |
| Mid | 75.41 | 73.78 | 75.17 |
| WTI | 73.86 | 72.28 | 73.81 |

PRODUCTS

| | Last | Week Ago | Month Ago |
|-----------|--------|----------|-----------|
| Gulf RBOB | 2.198 | 2.095 | 1.9945 |
| Gulf ULSD | 2.7585 | 2.6035 | 2.4875 |
| NYH RBOB | 2.2135 | 2.101 | 2.088 |
| NYH ULSD | 2.8077 | 2.659 | 2.60175 |
| USGC 3% | 66.22 | 61.57 | 72.63 |



3-2-1 Crack



Gulf 3-2-1 Crack



NGLs

MB

| | Last | Week Ago | Month Ago |
|------------------|-------|----------|-----------|
| Butane | 102 | 101.5 | 97.25 |
| IsoButane | 109.5 | 114 | 111.25 |
| Natural Gasoline | 149.5 | 150.8 | 145.3 |
| Propane | 90 | 91.5 | 70 |

CONWAY

| | Last | Week Ago | Month Ago |
|------------------|--------|----------|-----------|
| Butane | 100.25 | 108.5 | 107 |
| IsoButane | 126 | 161 | 126 |
| Natural Gasoline | 143 | 144 | 142.5 |
| Propane | 87.25 | 88 | 69.5 |

MB NON

| | Last | Week Ago | Month Ago |
|------------------|-------|----------|-----------|
| Butane | 105 | 105.5 | 100.25 |
| IsoButane | 109.5 | 114 | 111.25 |
| Natural Gasoline | 148.5 | 150.5 | 144.75 |
| Propane | 91.8 | 91.8 | 70.4 |

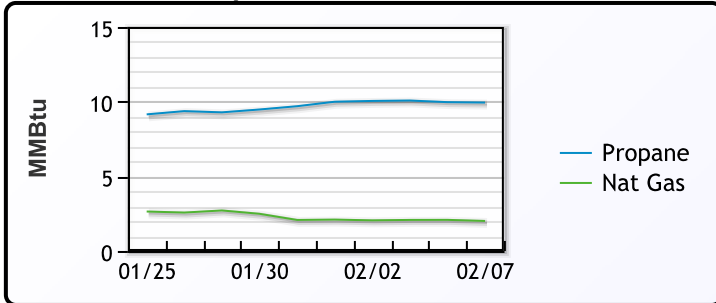
EDMONTON

| | Last | Week Ago | Month Ago |
|---------|------|----------|-----------|
| Propane | 62 | 61.6 | 50 |

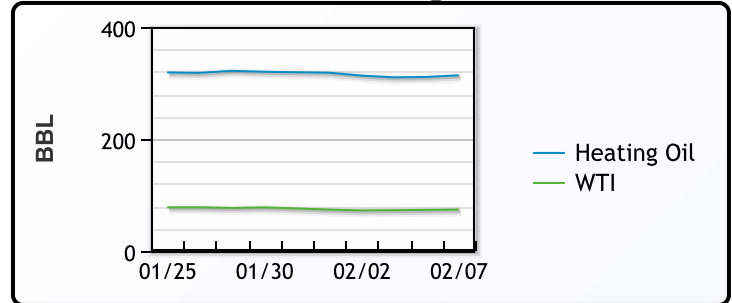
SARNIA

| | Last | Week Ago | Month Ago |
|---------|------|----------|-----------|
| Propane | 114 | 111 | 89.5 |

Propane MT.B Tet vs Nat Gas



WTI vs Heating Oil



FX

| | Last | Change |
|------|---------|---------|
| CAD | 1.346 | -0.0003 |
| DXY | 104.057 | -0.156 |
| Gold | 2036.23 | 0.87 |

RATES

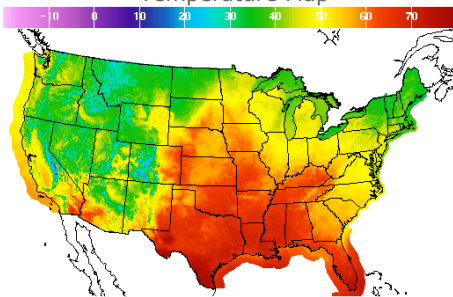
| | Last | Change |
|----------|--------|--------|
| US 2yr | 4.4287 | 0.0252 |
| US 10yr | 4.1211 | 0.0211 |
| CAN 10yr | 3.479 | 0.052 |

EQUITIES

| | Last | Change |
|---------|----------|--------|
| Nasdaq | 15756.64 | 147.64 |
| TSX | 1264.592 | 0.766 |
| S&P 500 | 4995.06 | 40.83 |

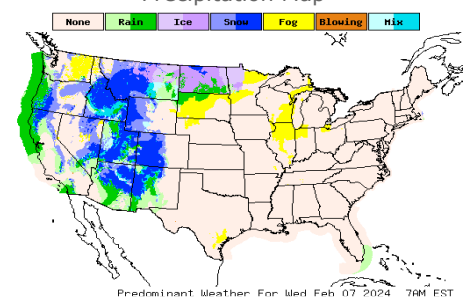
Weather Data

Temperature Map



| City | HIGH °F | LOW °F |
|--------------|---------|--------|
| Calgary | 24 | 18 |
| Conway | 36 | 28 |
| Cushing | 62 | 48 |
| Denver | 48 | 36 |
| Houston | 68 | 53 |
| Mont Belvieu | 65 | 51 |
| Sarnia | 41 | 31 |
| Williston | 35 | 31 |

Precipitation Map



This report has been prepared by PFL Petroleum Limited personnel for your information only and the views expressed are intended to provide market commentary and are not recommendations. This report is not an offer to sell or a solicitation of any offer to buy any security. The information contained herein has been compiled by PFL from sources believed to be reliable, but no representation or warranty, express or implied, is made by PFL Petroleum Limited, its affiliates or any other person as to its accuracy, completeness or correctness. Copyright 2017 PFL Petroleum Limited. All Rights Reserved