



# MARKET DAILY

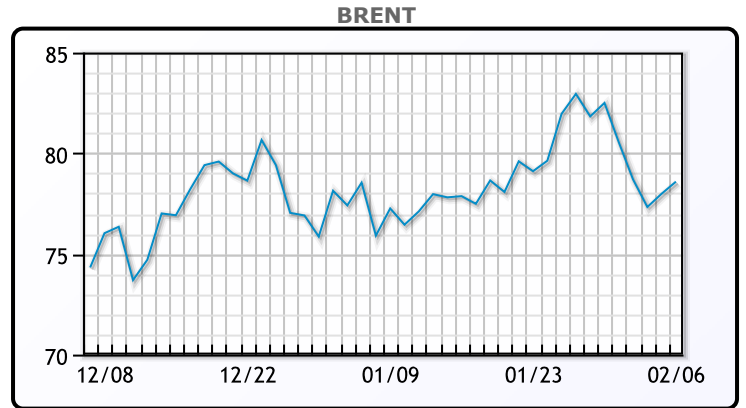
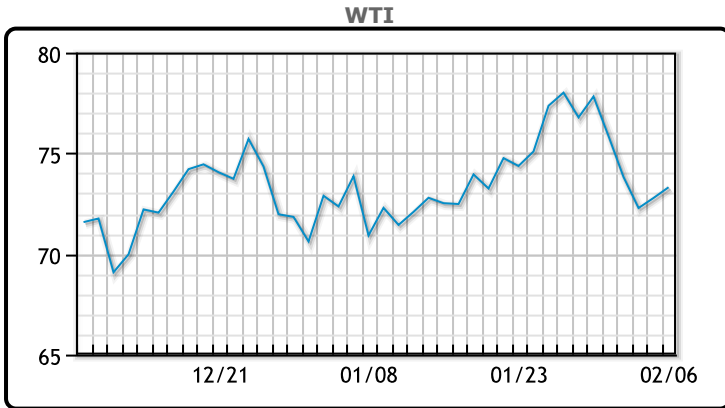
<https://www.pflpetroleum.com>  
 1865 Veterans Park Dr. Suite 303  
 Naples, Florida 34109  
 Phone: 239-390-2885  
 Fax: 239-949-0611  
 Feb 6, 2024 8:42 PM

Major Energy Futures		
	Settle	Change
Brent	78.59	0.60
Gas Oil	841.25	23.25
Natural Gas	2.009	-0.073
RBOB	221.73	0.81
ULSD	274.27	1.79
WTI	73.31	0.53

**Market Commentary**

Oil rises nearly 1% today as traders assessed a worsening geopolitical situation. U.S. Secretary of State Antony Blinken, on a Middle East trip to seek an end to the Gaza War, said a Hamas reply to a proposal for a cease-fire was being reviewed on today. Brent and U.S. crude futures initially climbed over \$1 per barrel today after the U.S. Energy Department said crude oil production would grow less than forecasted but then gave up some of the gains on talk of a possible lengthy cease-fire in the Gaza War. WTI rose 53 cents per barrel, to settle at \$73.31 per barrel. Brent settled at \$78.59 per barrel, up 60 cents per barrel. In Canada One Exchange WCS for March delivery settled today at US\$19.45 below the WTI-CMA. The implied value was US\$53.91.

## Crude & Product Markets

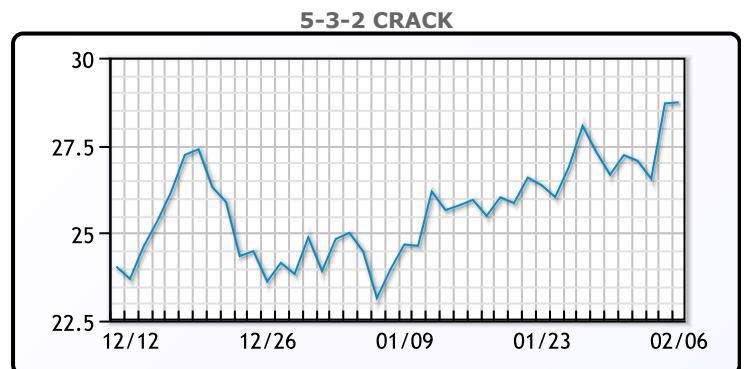
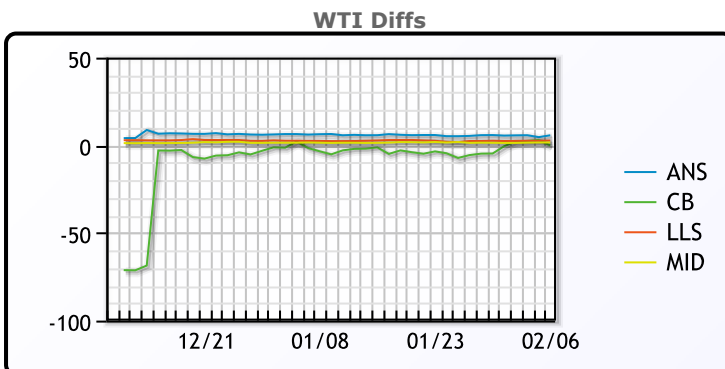


**CRUDE**

	Last	Week Ago	Month Ago
ANS	79.03	79.49	80.25
BLS	73.2	73.14	68.65
LLS	76.02	76.32	76.21
Mid	74.91	75.19	75.17
WTI	73.31	73.82	73.81

**PRODUCTS**

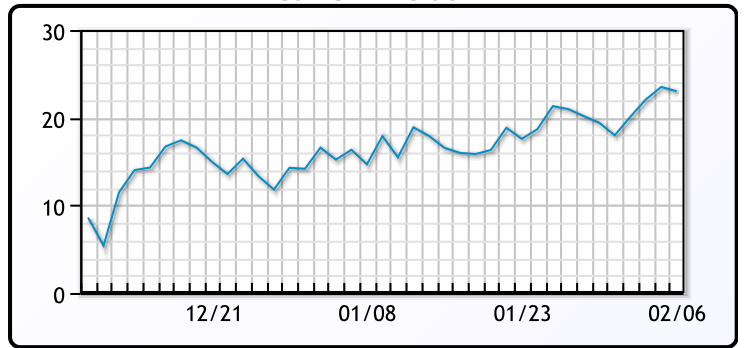
	Last	Week Ago	Month Ago
Gulf RBOB	2.1558	2.1348	1.9945
Gulf ULSD	2.6827	2.6554	2.4875
NYH RBOB	2.1708	2.1483	2.088
NYH ULSD	2.7352	2.7154	2.60175
USGC 3%	63.74	62.95	72.63



3-2-1 Crack



Gulf 3-2-1 Crack



NGLs

MB

	Last	Week Ago	Month Ago
Butane	97.1	97.8	93.3
IsoButane	111.6	115.4	111.3
Natural Gasoline	146	154.5	145.3
Propane	90.8	89	70

CONWAY

	Last	Week Ago	Month Ago
Butane	100	116	105.7
IsoButane	125	164	125
Natural Gasoline	141.3	146	142.8
Propane	86.5	84.5	69

MB NON

	Last	Week Ago	Month Ago
Butane	104.6	105.3	100.8
IsoButane	111.6	115.4	111.3
Natural Gasoline	146	154.5	145.3
Propane	92.5	89.7	70.4

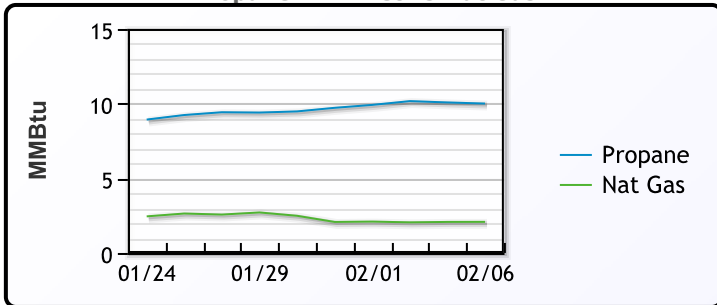
EDMONTON

	Last	Week Ago	Month Ago
Propane	61.5	59.5	50

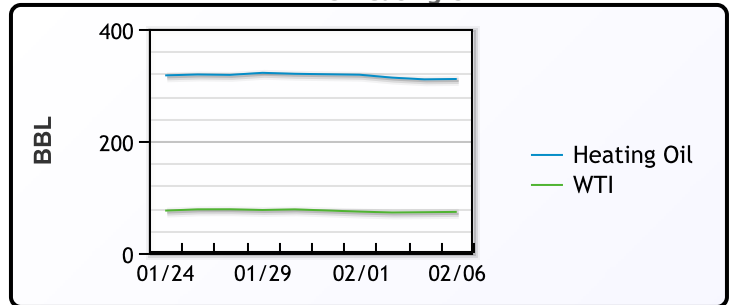
SARNIA

	Last	Week Ago	Month Ago
Propane	114	110.3	89.5

Propane MT.B Tet vs Nat Gas



WTI vs Heating Oil



FX

	Last	Change
CAD	1.3483	-0.0009
DXY	104.107	-0.106
Gold	2034.44	-1.7

RATES

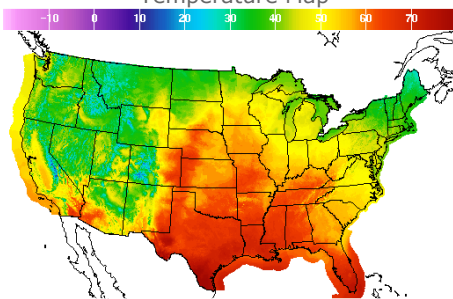
	Last	Change
US 2yr	4.3889	-0.0146
US 10yr	4.0808	-0.0192
CAN 10yr	3.427	-0.081

EQUITIES

	Last	Change
Nasdaq	15609	11.32
TSX	1263.826	4.781
S&P 500	4954.23	11.42

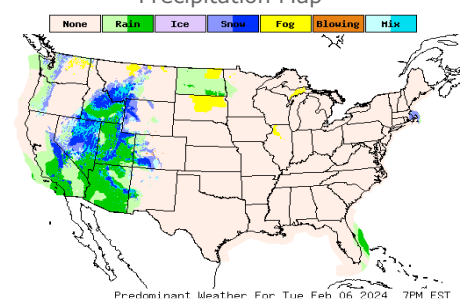
Weather Data

Temperature Map



City	HIGH °F	LOW °F
Calgary	24	14
Conway	40	32
Cushing	59	39
Denver	54	37
Houston	70	52
Mont Belvieu	65	47
Sarnia	39	29
Williston	41	33

Precipitation Map



This report has been prepared by PFL Petroleum Limited personnel for your information only and the views expressed are intended to provide market commentary and are not recommendations. This report is not an offer to sell or a solicitation of any offer to buy any security. The information contained herein has been compiled by PFL from sources believed to be reliable, but no representation or warranty, express or implied, is made by PFL Petroleum Limited, its affiliates or any other person as to its accuracy, completeness or correctness. Copyright 2017 PFL Petroleum Limited. All Rights Reserved