



MARKET DAILY

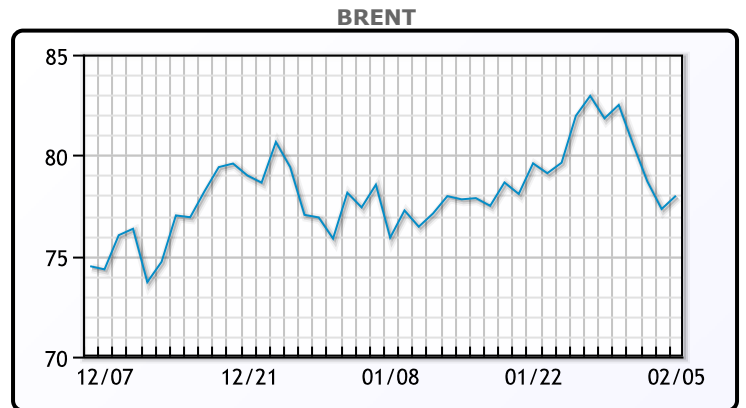
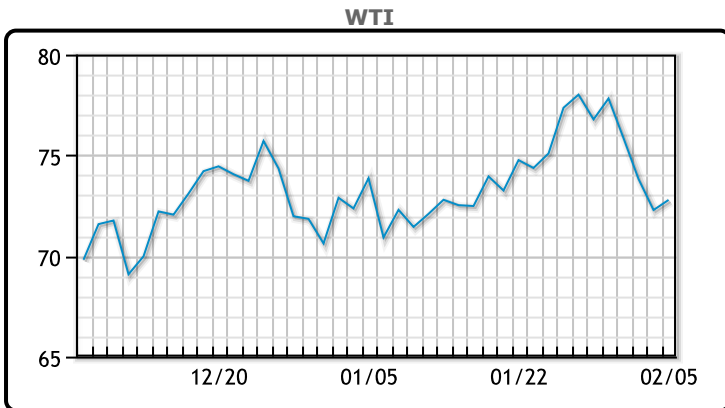
<https://www.pflpetroleum.com>
 1865 Veterans Park Dr. Suite 303
 Naples, Florida 34109
 Phone: 239-390-2885
 Fax: 239-949-0611
 Feb 5, 2024 7:55 PM

Major Energy Futures		
	Settle	Change
Brent	77.99	0.66
Gas Oil	818	-41
Natural Gas	2.082	0.003
RBOB	220.92	6.17
ULSD	272.48	6.48
WTI	72.78	0.50

Market Commentary

Oil prices rose nearly 1% as traders assessed a worsening geopolitical situation. Traders have been closely following the situation in the Middle East, where progress on ceasefire negotiations between Israel and Hamas appeared elusive (go figure), indicating tensions in the oil-producing region are set to linger. The United States also continued its campaign against Houthis in Yemen, whose attacks on shipping vessels have disrupted global oil trading routes. WTI settled at \$72.78 per barrel, up 50 cents per barrel from Friday's close. Brent settled higher 66 cents a barrel at US\$77.99. Both contracts gained for the first time in four sessions. In Canada One Exchange WCS for March delivery settled today at US\$18.90 below the WTI-CMA. The implied value was US\$53.96 per barrel.

Crude & Product Markets

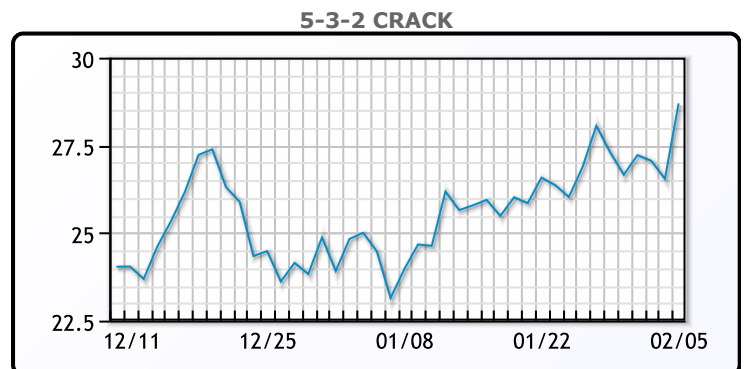
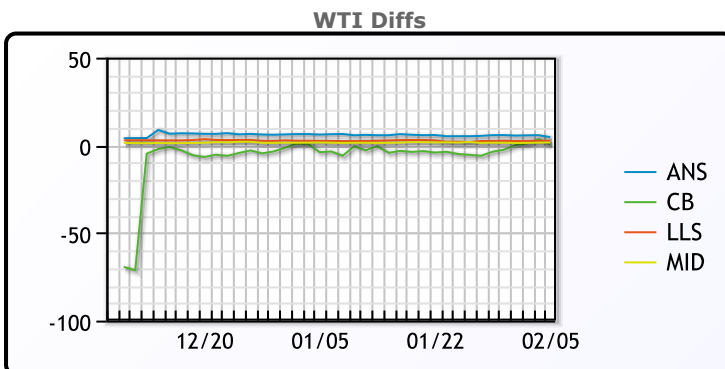


CRUDE

	Last	Week Ago	Month Ago
ANS	77.45	81.38	80.25
BLS	73.2	73.14	68.65
LLS	75.38	78.3	76.21
Mid	74.37	77.2	75.17
WTI	72.78	75.85	73.81

PRODUCTS

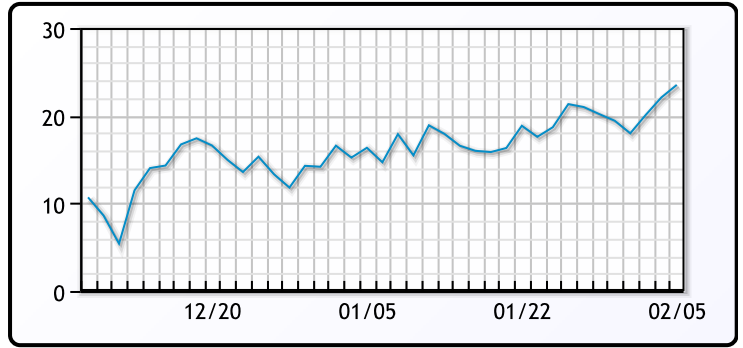
	Last	Week Ago	Month Ago
Gulf RBOB	2.2767	2.1437	1.9945
Gulf ULSD	2.6593	2.7077	2.4875
NYH RBOB	2.1617	2.2616	2.088
NYH ULSD	2.7238	2.7977	2.60175
USGC 3%	63.11	65.74	72.63



3-2-1 Crack



Gulf 3-2-1 Crack



NGLs

MB

	Last	Week Ago	Month Ago
Butane	96.8	96.3	93.3
IsoButane	113	114.9	111.3
Natural Gasoline	146	153.6	145.3
Propane	91.6	86.8	70

CONWAY

	Last	Week Ago	Month Ago
Butane	101.5	115.5	105.7
IsoButane	143.5	150	125
Natural Gasoline	141.4	144.5	142.8
Propane	86	82.8	69

MB NON

	Last	Week Ago	Month Ago
Butane	104.3	103.8	100.8
IsoButane	113	114.9	111.3
Natural Gasoline	146	153.6	145.3
Propane	94.6	88.3	70.4

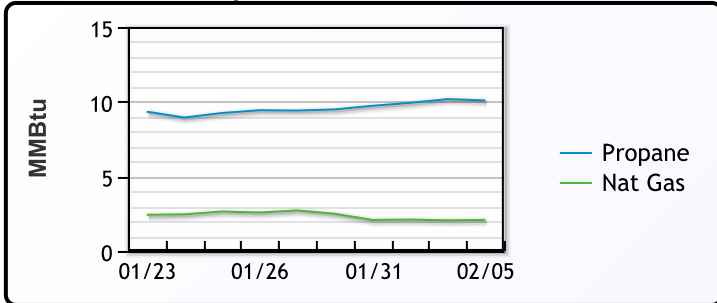
EDMONTON

	Last	Week Ago	Month Ago
Propane	61	59.5	50

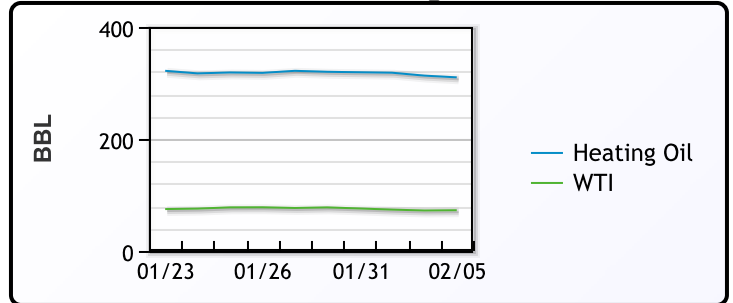
SARNIA

	Last	Week Ago	Month Ago
Propane	114	110.3	89.5

Propane MT.B Tet vs Nat Gas



WTI vs Heating Oil



FX

	Last	Change
CAD	1.3537	-0.0003
DXY	104.452	0.53
Gold	2027.19	2.08

RATES

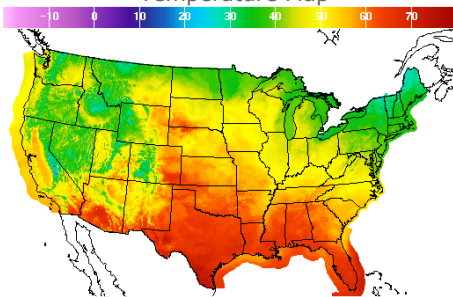
	Last	Change
US 2yr	4.4492	-0.023
US 10yr	4.1386	-0.0193
CAN 10yr	3.508	0.128

EQUITIES

	Last	Change
Nasdaq	15597.68	-31.27
TSX	1259.045	-12.518
S&P 500	4942.81	-15.8

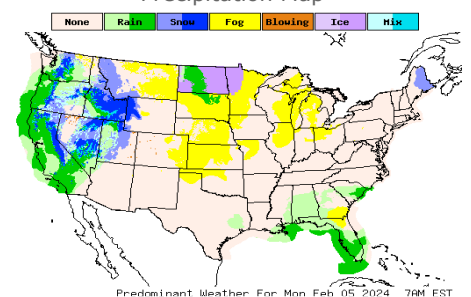
Weather Data

Temperature Map



City	HIGH °F	LOW °F
Calgary	26	15
Conway	44	30
Cushing	53	37
Denver	43	29
Houston	64	55
Mont Belvieu	62	53
Sarnia	36	31
Williston	44	35

Precipitation Map



This report has been prepared by PFL Petroleum Limited personnel for your information only and the views expressed are intended to provide market commentary and are not recommendations. This report is not an offer to sell or a solicitation of any offer to buy any security. The information contained herein has been compiled by PFL from sources believed to be reliable, but no representation or warranty, express or implied, is made by PFL Petroleum Limited, its affiliates or any other person as to its accuracy, completeness or correctness. Copyright 2017 PFL Petroleum Limited. All Rights Reserved