



MARKET DAILY

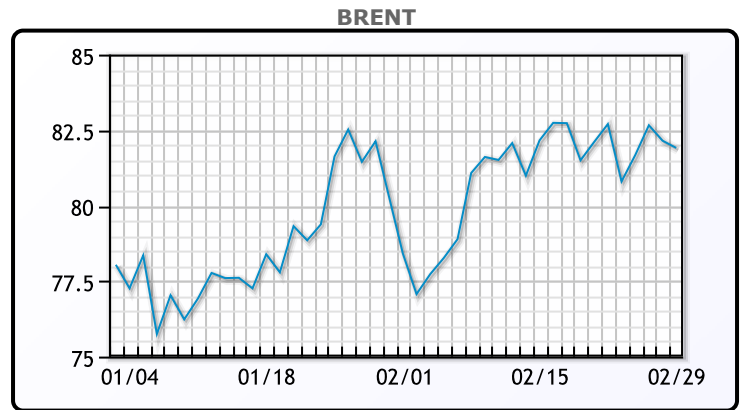
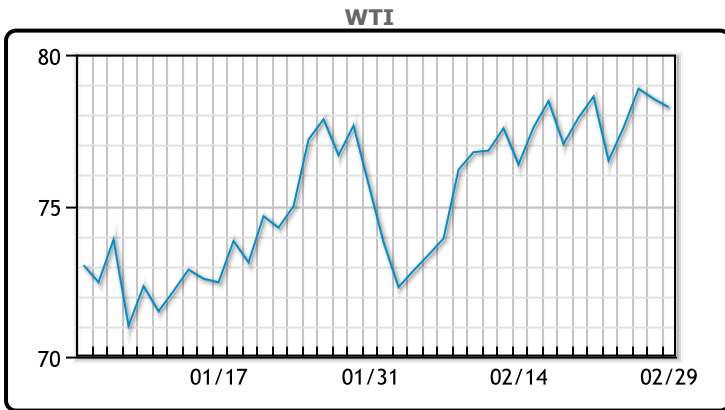
<https://www.pflpetroleum.com>
 1865 Veterans Park Dr. Suite 303
 Naples, Florida 34109
 Phone: 239-390-2885
 Fax: 239-949-0611
 Feb 29, 2024 6:41 PM

Major Energy Futures		
	Settle	Change
Brent	83.62	-0.06
Gas Oil	826.75	-27
Natural Gas	1.86	-0.025
RBOB	258.1	2.98
ULSD	264.99	2.39
WTI	78.26	-0.28

Market Commentary

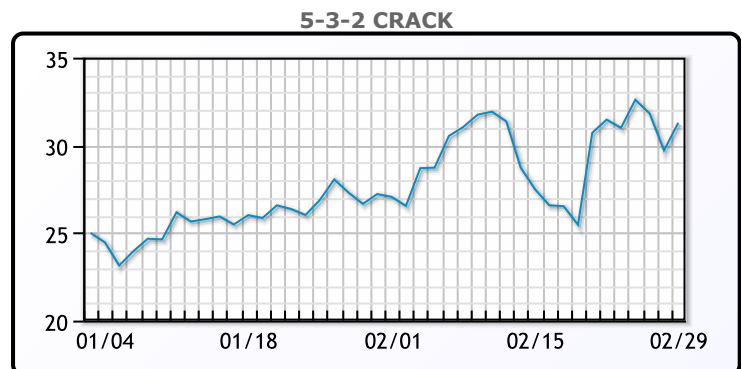
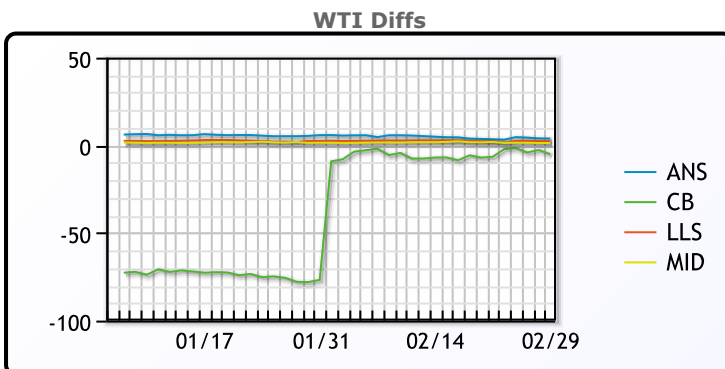
Oil prices were lower today as US inflation data implied a softening of the US economy. "The economic data, which is mixed, is helping to argue for interest rate cuts for the Fed, which is supportive of oil demand," said John Kilduff, partner with Again Capital LLC. "At the same time, those cuts are going to come because the economy is slowing and that impacts oil demand." Reports on consumer and producer prices earlier in February signaled sticky inflation and a guarded approach from Fed policymakers, which prompted investors to push back expectations of rate cuts to June from March. WTI traded down \$.28 to close at \$78.26. Brent traded down \$.06 to close at \$83.62.

Crude & Product Markets

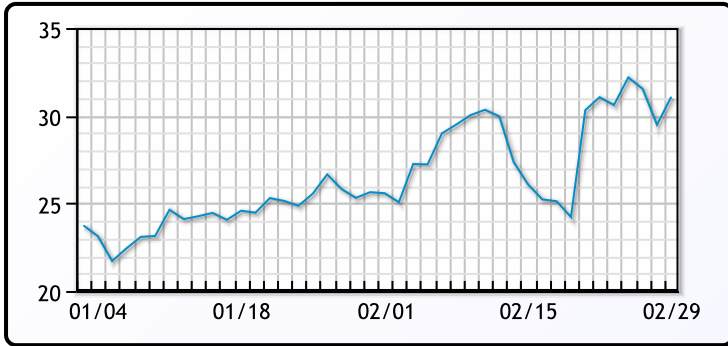


CRUDE			
	Last	Week Ago	Month Ago
ANS	82.11	80.74	82.55
BLS	73.2	73.14	68.65
LLS	80.66	79.15	79.23
Mid	79.57	78.92	78.28
WTI	78.26	77.54	76.78

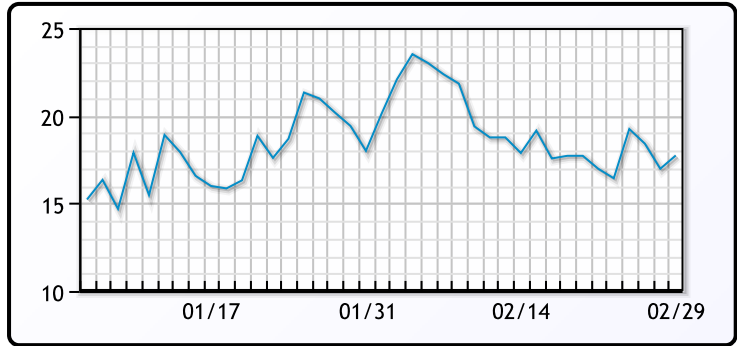
PRODUCTS			
	Last	Week Ago	Month Ago
Gulf RBOB	2.3485	2.2518	2.1946
Gulf ULSD	2.5924	2.6061	2.7091
NYH RBOB	2.251	2.2122	2.211
NYH ULSD	2.6674	2.6847	2.8302
USGC 3%	67.67	65.66	71.22



3-2-1 Crack



Gulf 3-2-1 Crack



NGLs

MB

	Last	Week Ago	Month Ago
Butane	103.75	101	100.25
IsoButane	111	107.5	114
Natural Gasoline	159.6	157	153.6
Propane	85.75	88.25	86.75

CONWAY

	Last	Week Ago	Month Ago
Butane	97	97	114
IsoButane	142	122	150
Natural Gasoline	155	150.5	146
Propane	79.5	81.25	82.75

MB NON

	Last	Week Ago	Month Ago
Butane	106.75	104	104.25
IsoButane	111	107.5	114
Natural Gasoline	159.75	156.5	154
Propane	85.8	87.1	88.3

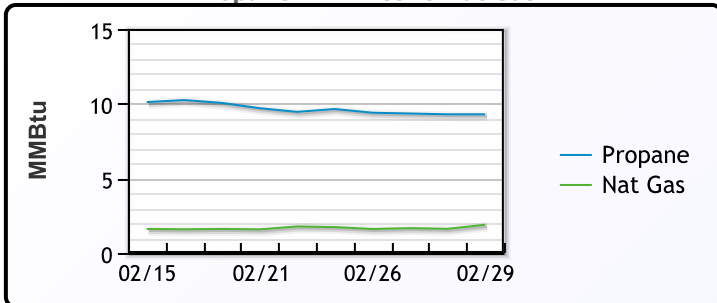
EDMONTON

	Last	Week Ago	Month Ago
Propane	50.6	54.1	59.5

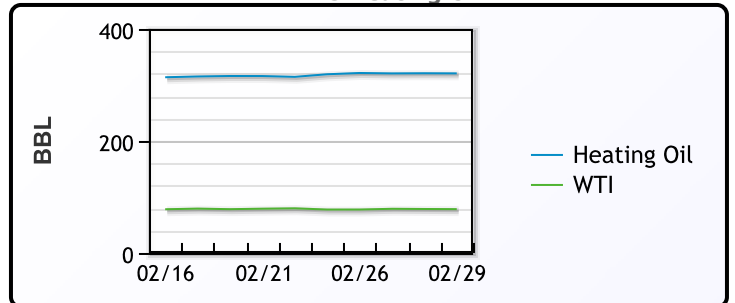
SARNIA

	Last	Week Ago	Month Ago
Propane	104.5	109	110.3

Propane MT.B Tet vs Nat Gas



WTI vs Heating Oil



FX

	Last	Change
CAD	1.3582	0.0003
DXY	104.156	0.181
Gold	2043.7	-0.6

RATES

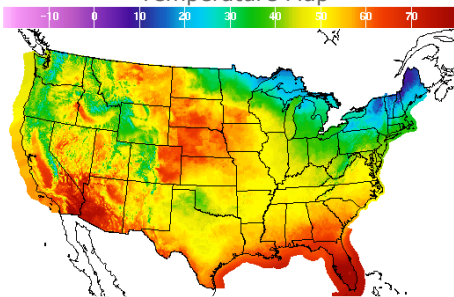
	Last	Change
US 2yr	4.6187	-0.0187
US 10yr	4.2502	-0.0137
CAN 10yr	3.49	-0.033

EQUITIES

	Last	Change
Nasdaq	16091.92	144.18
TSX	1290.352	7.975
S&P 500	5096.27	26.51

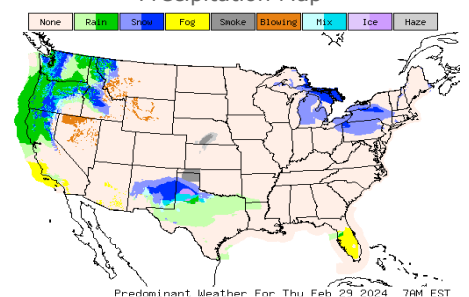
Weather Data

Temperature Map



City	HIGH °F	LOW °F
Calgary	43	16
Conway	26	3
Cushing	49	32
Denver	60	35
Houston	59	51
Mont Belvieu	58	49
Sarnia	31	20
Williston	56	25

Precipitation Map



This report has been prepared by PFL Petroleum Limited personnel for your information only and the views expressed are intended to provide market commentary and are not recommendations. This report is not an offer to sell or a solicitation of any offer to buy any security. The information contained herein has been compiled by PFL from sources believed to be reliable, but no representation or warranty, express or implied, is made by PFL Petroleum Limited, its affiliates or any other person as to its accuracy, completeness or correctness. Copyright 2017 PFL Petroleum Limited. All Rights Reserved