



MARKET DAILY

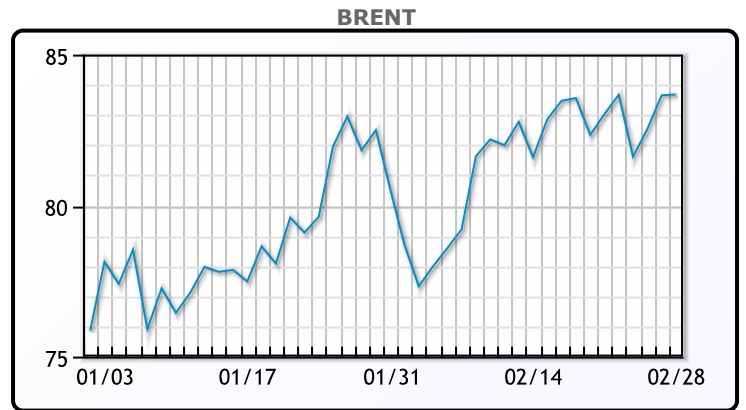
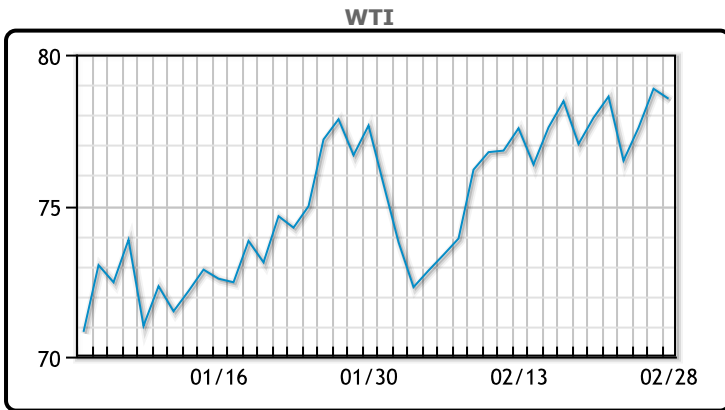
<https://www.pflpetroleum.com>
 1865 Veterans Park Dr. Suite 303
 Naples, Florida 34109
 Phone: 239-390-2885
 Fax: 239-949-0611
 Feb 28, 2024 7:24 PM

Major Energy Futures		
	Settle	Change
Brent	83.68	0.03
Gas Oil	819.25	5.5
Natural Gas	1.885	0.077
RBOB	227.1	3.88
ULSD	265.83	-1.67
WTI	78.54	-0.33

Market Commentary

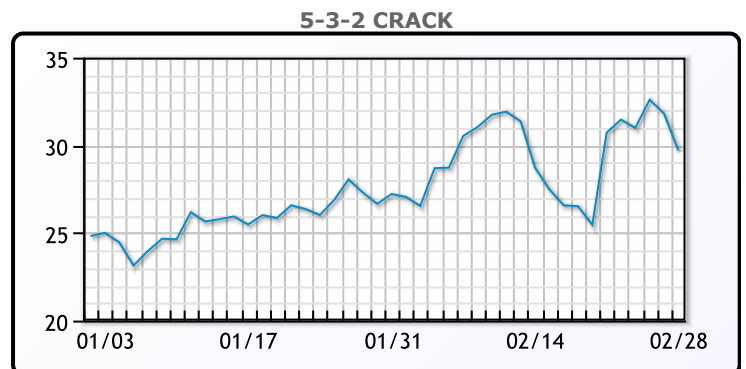
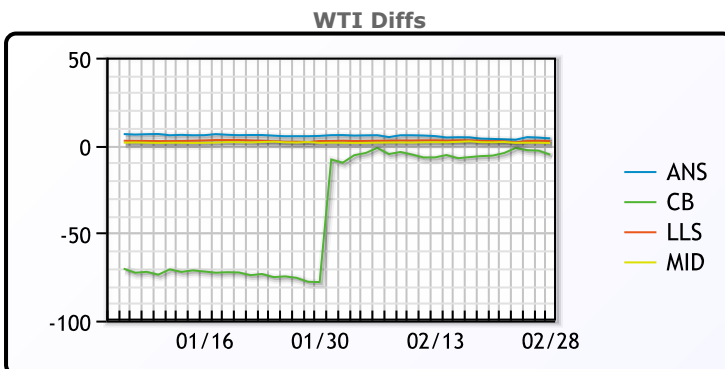
Oil prices were mostly flat today after the Fed held firm on its decision to hold off in rate cuts in the near future. U.S. crude inventories rose by 4.2 million barrels last week, surpassing analysts' expectations of 2.74 million. Stockpiles have risen for five consecutive weeks due to unplanned refinery outages following a winter storm in January, along with planned plant turnarounds. "Refiners are still sidelined to a great degree, and not making a real effort to rapidly come out of the shutdowns experienced in the aftermath of the cold snap," John Kilduff, partner at New York-based Again Capital, said. Gasoline stocks, in turn, have drawn down for a fourth straight week to a two-month low at 244.2 million barrels and about 2% below the five-year average for this time of year, the EIA said. WTI traded down \$.33 or -.42% to close at \$78.54. Brent traded up \$.03 or .04% to close at \$83.68.

Crude & Product Markets

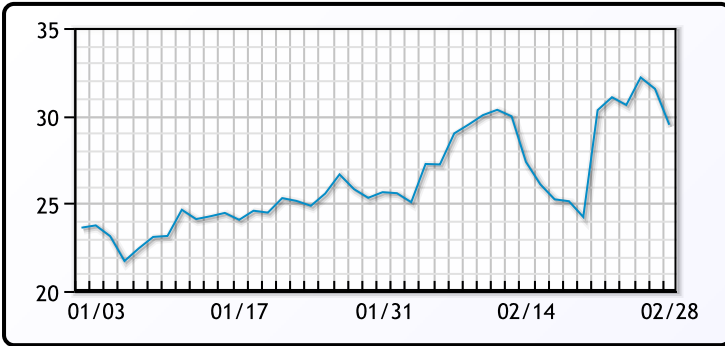


CRUDE			
	Last	Week Ago	Month Ago
ANS	82.47	80.74	83.37
BLS	73.2	73.14	68.65
LLS	80.92	79.15	80.46
Mid	79.86	78.92	79.41
WTI	78.54	77.54	78.01

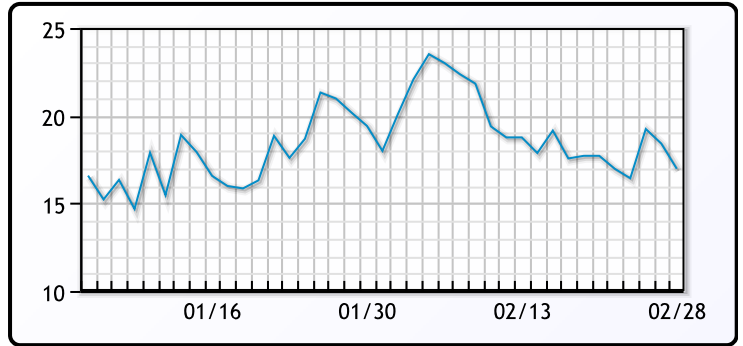
PRODUCTS			
	Last	Week Ago	Month Ago
Gulf RBOB	2.3237	2.2518	2.2408
Gulf ULSD	2.5635	2.6061	2.7247
NYH RBOB	2.2035	2.2122	2.2766
NYH ULSD	2.6678	2.6847	2.8359
USGC 3%	67.28	65.66	72.4



3-2-1 Crack



Gulf 3-2-1 Crack



NGLs

MB

	Last	Week Ago	Month Ago
Butane	89.8	90	95.3
IsoButane	108.5	108	115
Natural Gasoline	158.8	155.8	156.5
Propane	85.5	86.6	86.1

CONWAY

	Last	Week Ago	Month Ago
Butane	95.3	95.5	111.9
IsoButane	135	120	158
Natural Gasoline	153	149	148.3
Propane	79	79.9	83.6

MB NON

	Last	Week Ago	Month Ago
Butane	104.8	105	102.8
IsoButane	108.5	108	115
Natural Gasoline	158.8	155.8	156.5
Propane	85.5	87.4	87.9

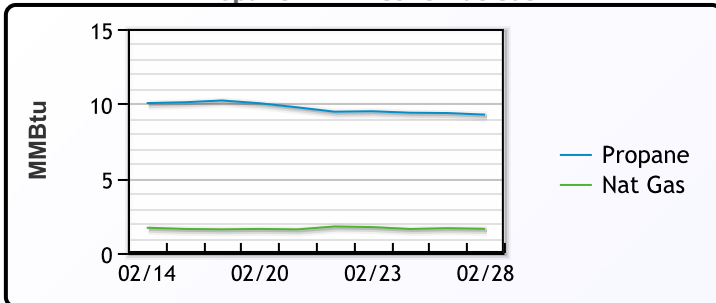
EDMONTON

	Last	Week Ago	Month Ago
Propane	49.5	51.9	60.1

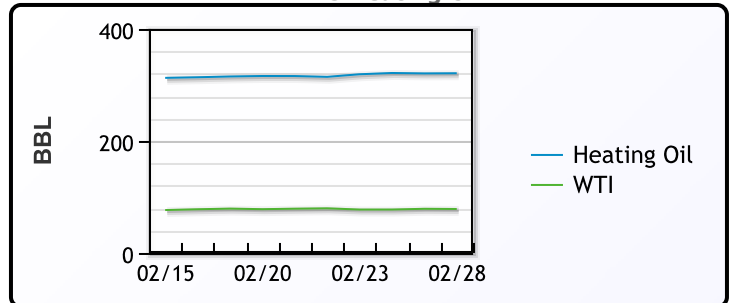
SARNIA

	Last	Week Ago	Month Ago
Propane	104.5	109	110.3

Propane MT.B Tet vs Nat Gas



WTI vs Heating Oil



FX

	Last	Change
CAD	1.358	0.0003
DXY	103.975	0.146
Gold	2035.01	0.46

RATES

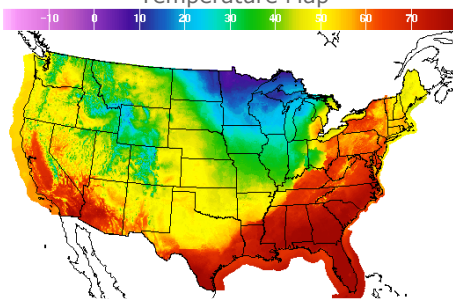
	Last	Change
US 2yr	4.6498	0.0124
US 10yr	4.2658	0.0019
CAN 10yr	3.523	-0.03

EQUITIES

	Last	Change
Nasdaq	15947.74	-87.56
TSX	1282.377	-4.299
S&P 500	5069.76	-8.42

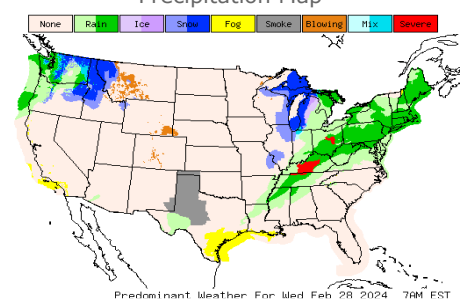
Weather Data

Temperature Map



City	HIGH °F	LOW °F
Calgary	35	-1
Conway	7	-2
Cushing	42	25
Denver	50	24
Houston	72	57
Mont Belvieu	69	55
Sarnia	56	23
Williston	28	3

Precipitation Map



This report has been prepared by PFL Petroleum Limited personnel for your information only and the views expressed are intended to provide market commentary and are not recommendations. This report is not an offer to sell or a solicitation of any offer to buy any security. The information contained herein has been compiled by PFL from sources believed to be reliable, but no representation or warranty, express or implied, is made by PFL Petroleum Limited, its affiliates or any other person as to its accuracy, completeness or correctness. Copyright 2017 PFL Petroleum Limited. All Rights Reserved