



# MARKET DAILY

<https://www.pflpetroleum.com>  
 1865 Veterans Park Dr. Suite 303  
 Naples, Florida 34109  
 Phone: 239-390-2885  
 Fax: 239-949-0611  
 Feb 27, 2024 7:36 PM

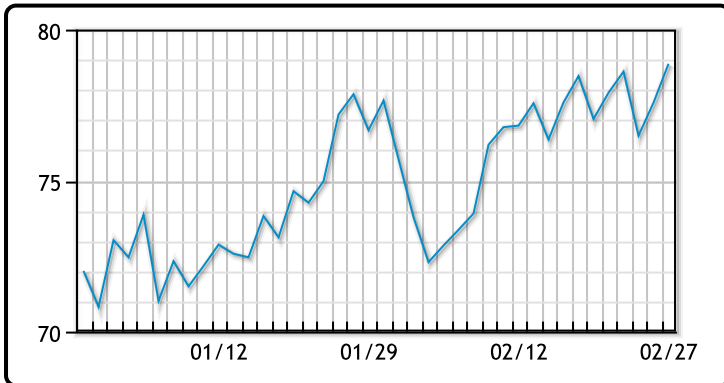
Major Energy Futures		
	Settle	Change
Brent	83.65	1.12
Gas Oil	846.25	7.5
Natural Gas	1.808	0.064
RBOB	234.44	3.88
ULSD	274.6	-1.67
WTI	78.87	1.29

## Market Commentary

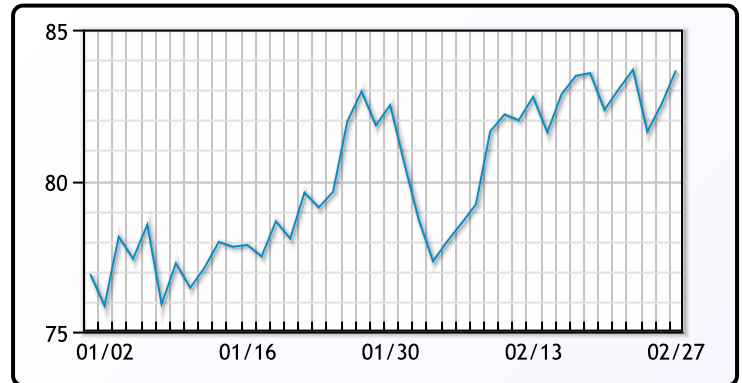
Oil prices were higher today, rising about \$1/bbl as OPEC+ is contemplating extending voluntary output cuts. Sources are telling Reuters OPEC+ could keep the additional cuts in place until the end of the year. "We are going to see some tight supplies down the road," said Dennis Kissler, senior vice president of trading at BOK Financial. "OPEC is looking for mid-\$80s, may be around \$85 a barrel on Brent. If we stay below that, they will curtail production all the way to the year end," Kissler added. Markets expect to see some improvement in Chinese oil demand as improving travel demand over the Lunar New Year holiday outweighed worries of slowing macro-economic indicators. Russian authorities announced a six-month ban on gasoline exports from March 1 to compensate for rising demand and to allow for refinery maintenance. WTI traded up \$1.29 or 1.7% to close at \$78.87. Brent traded up \$1.12 or 1.4% to close at \$83.65.

## Crude & Product Markets

WTI



BRENT



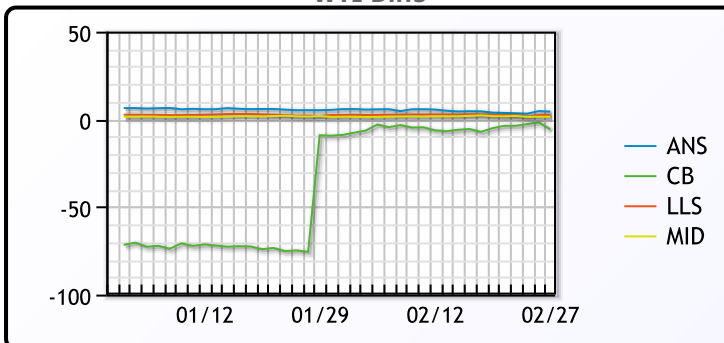
CRUDE

	Last	Week Ago	Month Ago
ANS	83.26	83.13	83.37
BLS	73.2	73.14	68.65
LLS	81.42	81.96	80.46
Mid	80.31	81.58	79.41
WTI	78.87	79.71	78.01

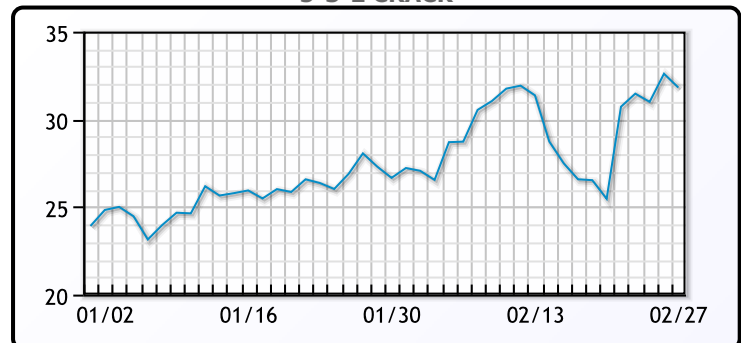
PRODUCTS

	Last	Week Ago	Month Ago
Gulf RBOB	2.2944	2.3175	2.2408
Gulf ULSD	2.6512	2.6683	2.7247
NYH RBOB	2.2819	2.2702	2.2766
NYH ULSD	2.7435	2.7655	2.8359
USGC 3%	67.32	69.48	72.4

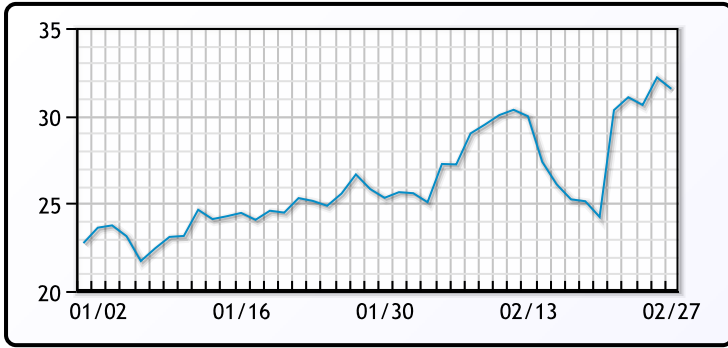
WTI Diffs



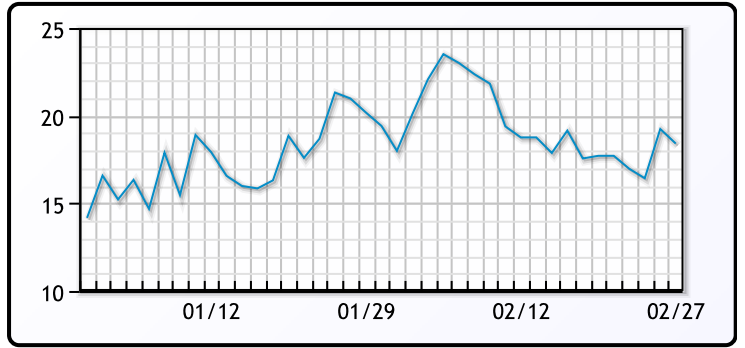
5-3-2 CRACK



**3-2-1 Crack**



**Gulf 3-2-1 Crack**



**NGLs**

**MB**

	Last	Week Ago	Month Ago
Butane	87.9	92	95.3
IsoButane	105.4	110	115
Natural Gasoline	158.1	154.3	156.5
Propane	84.8	89.3	86.1

**CONWAY**

	Last	Week Ago	Month Ago
Butane	94.5	98.5	111.9
IsoButane	128	124	158
Natural Gasoline	151.5	150.5	148.3
Propane	78.5	81.8	83.6

**MB NON**

	Last	Week Ago	Month Ago
Butane	102.9	107	102.8
IsoButane	105.4	110	115
Natural Gasoline	158.1	154.3	156.5
Propane	85	89.5	87.9

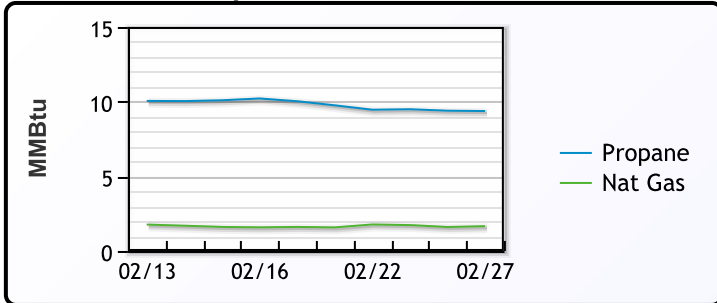
**EDMONTON**

	Last	Week Ago	Month Ago
Propane	51.5	53.8	60.1

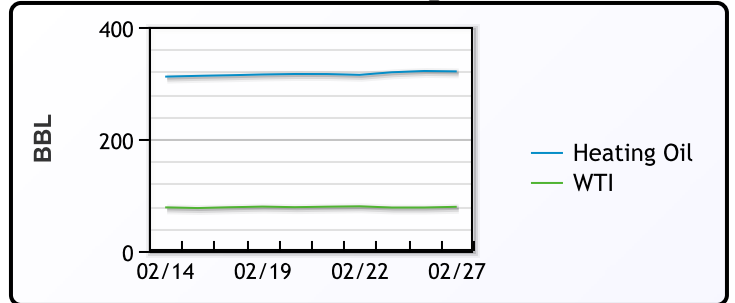
**SARNIA**

	Last	Week Ago	Month Ago
Propane	104.5	113.5	110.3

**Propane MT.B Tet vs Nat Gas**



**WTI vs Heating Oil**



**FX**

	Last	Change
CAD	1.3531	0.0003
DXY	103.829	0.002
Gold	2030.06	-0.42

**RATES**

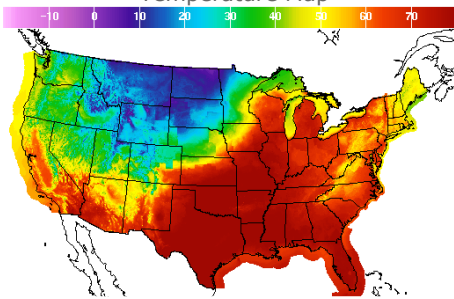
	Last	Change
US 2yr	4.6953	0.002
US 10yr	4.3012	-0.002
CAN 10yr	3.553	0.06

**EQUITIES**

	Last	Change
Nasdaq	16035.3	59.05
TSX	1286.676	-2.249
S&P 500	5078.18	8.65

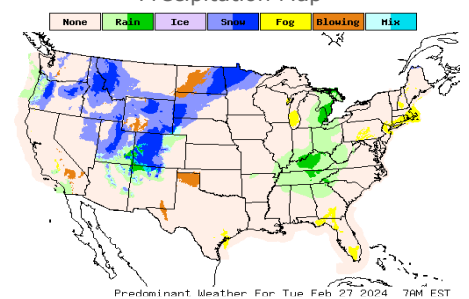
**Weather Data**

**Temperature Map**



City	HIGH °F	LOW °F
Calgary	3	-2
Conway	15	-2
Cushing	83	46
Denver	47	28
Houston	84	67
Mont Belvieu	77	64
Sarnia	65	44
Williston	11	1

**Precipitation Map**



This report has been prepared by PFL Petroleum Limited personnel for your information only and the views expressed are intended to provide market commentary and are not recommendations. This report is not an offer to sell or a solicitation of any offer to buy any security. The information contained herein has been compiled by PFL from sources believed to be reliable, but no representation or warranty, express or implied, is made by PFL Petroleum Limited, its affiliates or any other person as to its accuracy, completeness or correctness. Copyright 2017 PFL Petroleum Limited. All Rights Reserved