



MARKET DAILY

<https://www.pflpetroleum.com>
 1865 Veterans Park Dr. Suite 303
 Naples, Florida 34109
 Phone: 239-390-2885
 Fax: 239-949-0611
 Feb 26, 2024 7:14 PM

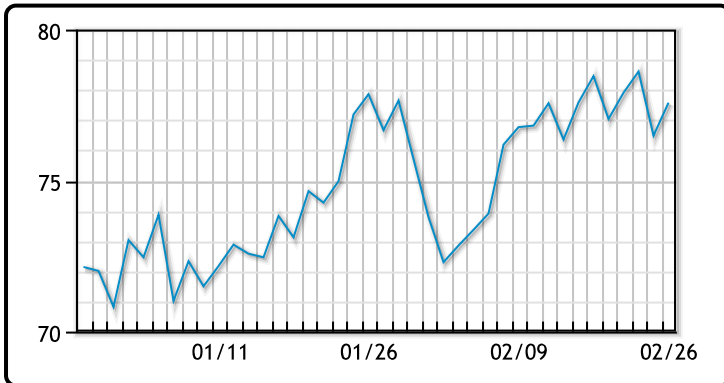
Major Energy Futures		
	Settle	Change
Brent	82.53	0.91
Gas Oil	840.75	-3.25
Natural Gas	1.659	0.056
RBOB	230.56	2.89
ULSD	276.27	7.3
WTI	77.58	1.09

Market Commentary

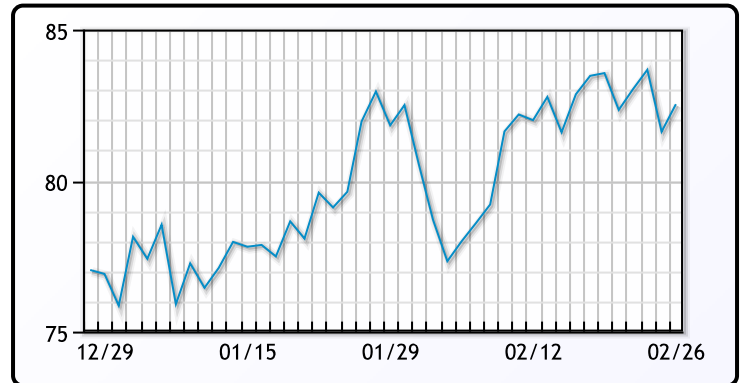
Oil prices were higher today but underlying concerns remain, especially in the diesel market. A slump in U.S. refining activity and disruptions to global trade have tightened diesel supplies in recent weeks, dampening historically high U.S. diesel exports to Europe this month. U.S. diesel cracks briefly surged to a four-month high of more than \$48 a barrel this month, crimping arbitrage opportunities to ship the fuel to Europe. While early trade on Monday was driven by fears about persistent inflation limiting demand, the focus moved to a more basic issue, said Phil Flynn, analyst and Price Futures Group. "We seem to be slipping back to the supply side issue," Flynn said. "Demand is very strong and at the end of the day, it's about supply and demand." WTI traded up \$1.09 or 1.43% to close at \$77.58. Brent traded up \$.91 or 1.11% to close at \$82.53.

Crude & Product Markets

WTI



BRENT



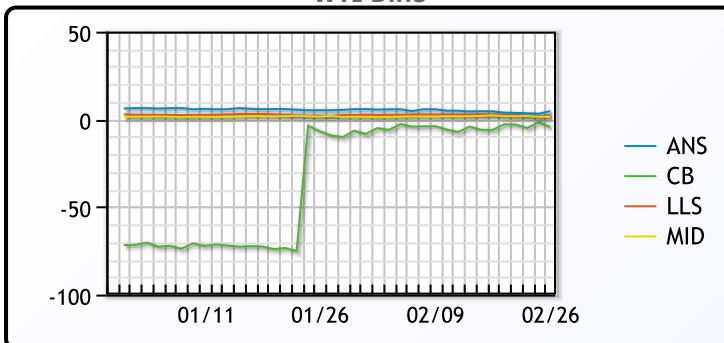
CRUDE

	Last	Week Ago	Month Ago
ANS	82.24	82.68	83.37
BLS	73.2	73.14	68.65
LLS	79.98	81.42	80.46
Mid	79.07	80.75	79.41
WTI	77.58	79.04	78.01

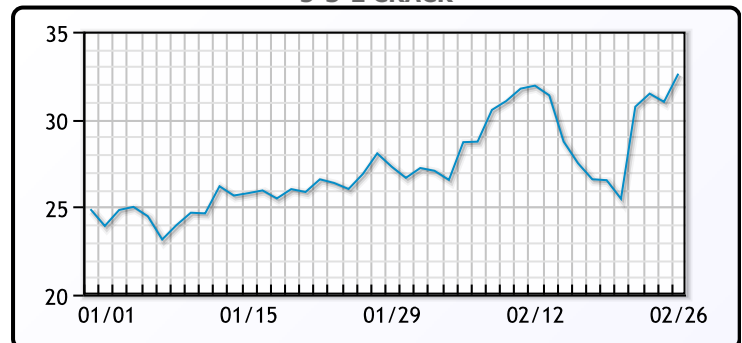
PRODUCTS

	Last	Week Ago	Month Ago
Gulf RBOB	2.2932	2.2508	2.2408
Gulf ULSD	2.6588	2.6227	2.7247
NYH RBOB	2.2421	2.2275	2.2766
NYH ULSD	2.7602	2.7222	2.8359
USGC 3%	66.61	69.25	72.4

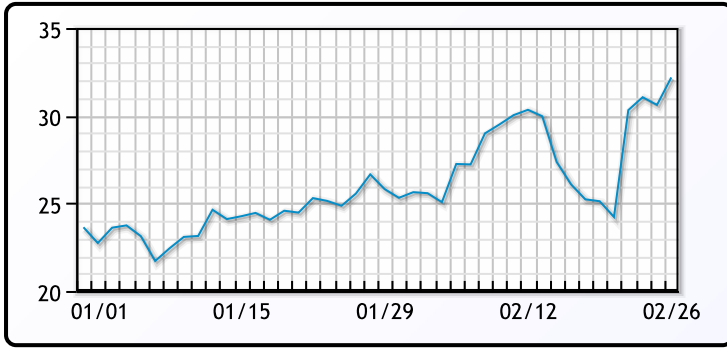
WTI Diffs



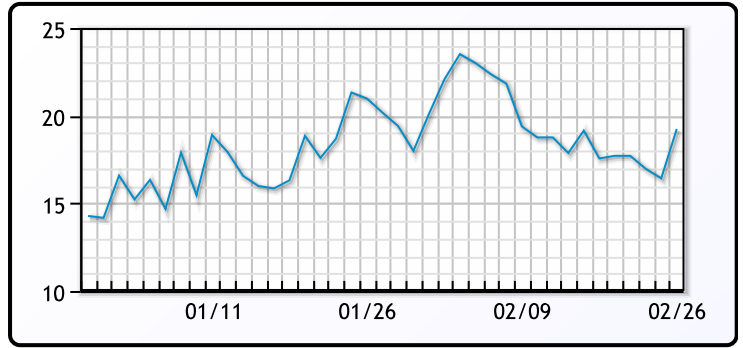
5-3-2 CRACK



3-2-1 Crack



Gulf 3-2-1 Crack



NGLs

MB

	Last	Week Ago	Month Ago
Butane	87	95.3	95.3
IsoButane	104.4	110.3	115
Natural Gasoline	155.5	159.3	156.5
Propane	85.8	91.8	86.1

CONWAY

	Last	Week Ago	Month Ago
Butane	94	102.3	111.9
IsoButane	119	129	158
Natural Gasoline	148	153	148.3
Propane	79.5	85.8	83.6

MB NON

	Last	Week Ago	Month Ago
Butane	102	110.3	102.8
IsoButane	104.4	113.3	115
Natural Gasoline	155.5	159.3	156.5
Propane	86.3	92.3	87.9

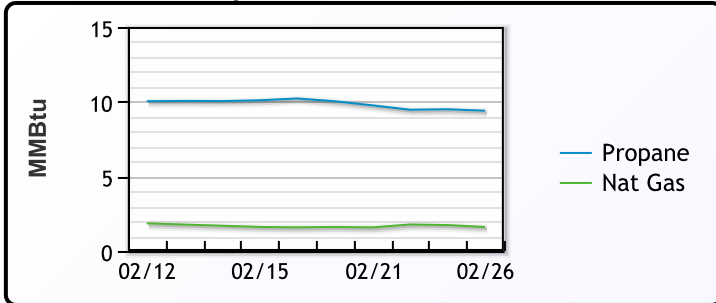
EDMONTON

	Last	Week Ago	Month Ago
Propane	52.5	57.8	60.1

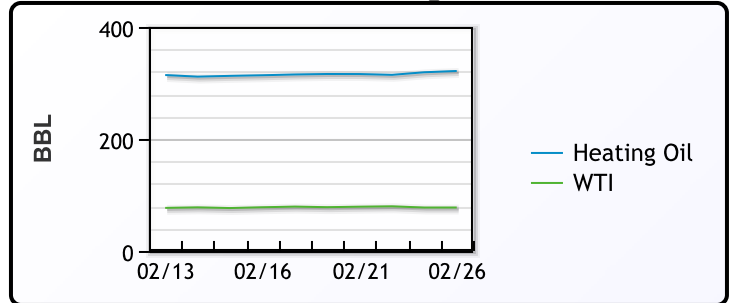
SARNIA

	Last	Week Ago	Month Ago
Propane	104.5	113.5	110.3

Propane MT.B Tet vs Nat Gas



WTI vs Heating Oil



FX

	Last	Change
CAD	1.3507	0.0002
DXY	103.827	-0.109
Gold	2031.99	0.75

RATES

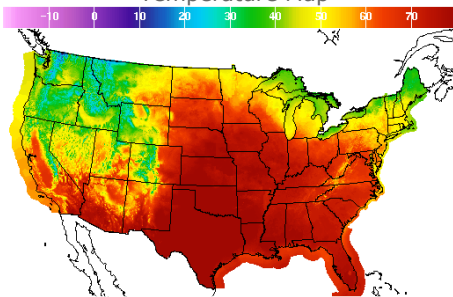
	Last	Change
US 2yr	4.6953	-0.0229
US 10yr	4.2795	0
CAN 10yr	3.493	0.032

EQUITIES

	Last	Change
Nasdaq	15976.25	-20.57
TSX	1288.925	-5.698
S&P 500	5069.53	-19.27

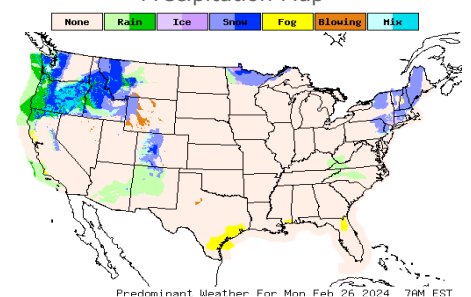
Weather Data

Temperature Map



City	HIGH °F	LOW °F
Calgary	31	2
Conway	44	14
Cushing	80	54
Denver	60	43
Houston	80	63
Mont Belvieu	76	62
Sarnia	48	33
Williston	49	11

Precipitation Map



This report has been prepared by PFL Petroleum Limited personnel for your information only and the views expressed are intended to provide market commentary and are not recommendations. This report is not an offer to sell or a solicitation of any offer to buy any security. The information contained herein has been compiled by PFL from sources believed to be reliable, but no representation or warranty, express or implied, is made by PFL Petroleum Limited, its affiliates or any other person as to its accuracy, completeness or correctness. Copyright 2017 PFL Petroleum Limited. All Rights Reserved