



MARKET DAILY

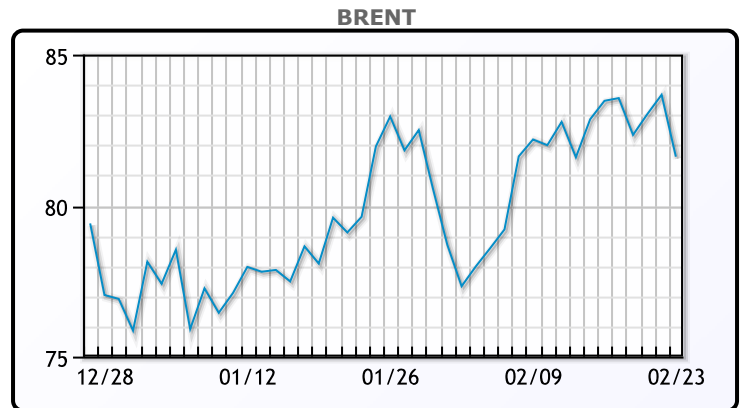
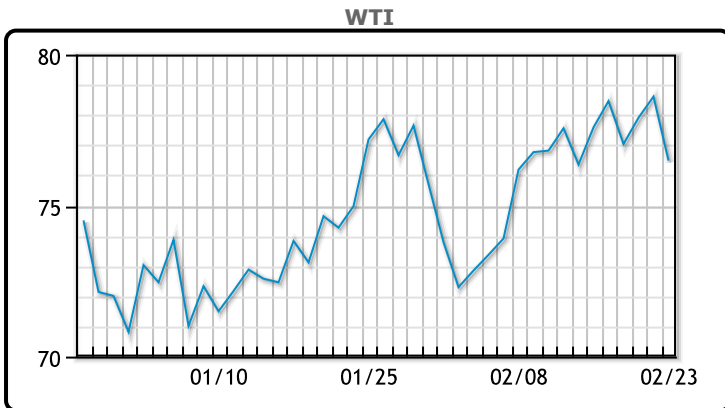
<https://www.pflpetroleum.com>
 1865 Veterans Park Dr. Suite 303
 Naples, Florida 34109
 Phone: 239-390-2885
 Fax: 239-949-0611
 Feb 23, 2024 6:49 PM

Major Energy Futures		
	Settle	Change
Brent	81.62	-2.05
Gas Oil	833.25	0
Natural Gas	1.603	-0.041
RBOB	227.67	4.87
ULSD	268.97	4.68
WTI	76.49	-2.12

Market Commentary

Oil prices were lower today closing out the week down despite indications of healthy fuel demand and supply concerns stemming from the Middle East tensions. Federal Reserve policymakers should delay U.S. interest rate cuts by at least another couple of months, Fed Governor Christopher Waller said on Thursday, which could slow economic growth and curb oil demand. The Fed has held its policy rate steady in a 5.25% to 5.5% range since last July. Minutes of its meeting last month show most central bankers were worried about moving too quickly to ease policy. "The entire energy complex is reacting, because if inflation begins to come back it will slow demand for energy products," said Tim Snyder, economist at Matador Economics. "That is not something the market wants to digest right now, especially as it is trying to figure out a direction," he added. WTI traded down \$2.12 or -2.7% to close at \$76.49. Brent traded down \$2.05 or -2.5% to close at \$81.62.

Crude & Product Markets

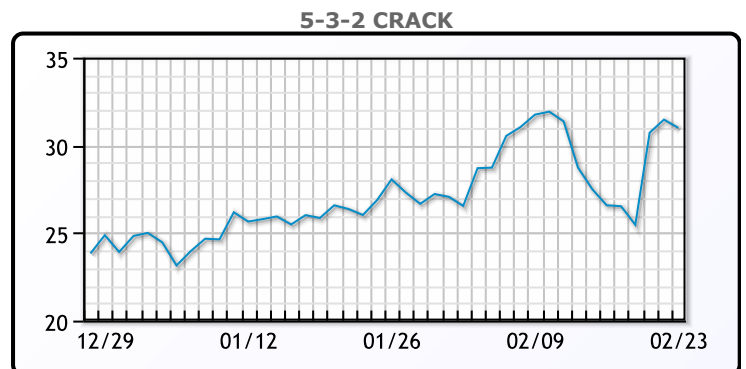
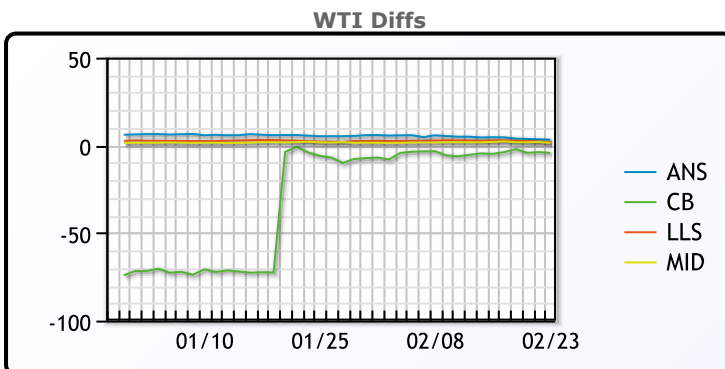


CRUDE

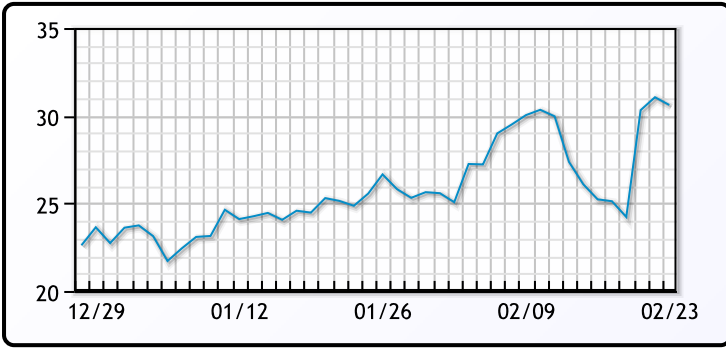
	Last	Week Ago	Month Ago
ANS	80.74	83.72	79.95
BLS	73.2	73.14	68.65
LLS	79.15	81.99	76.79
Mid	78.92	81.45	76.5
WTI	77.54	79.19	74.79

PRODUCTS

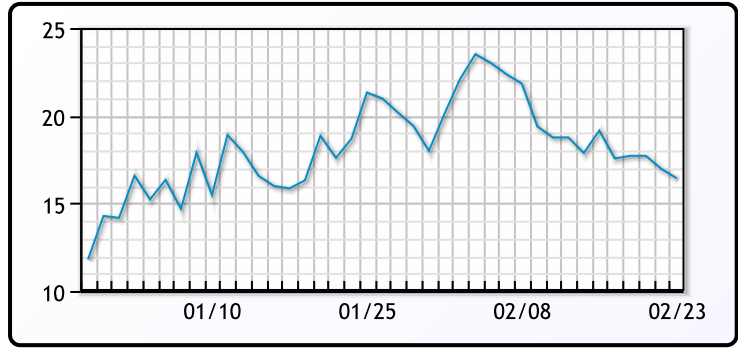
	Last	Week Ago	Month Ago
Gulf RBOB	2.2518	2.2735	2.1258
Gulf ULSD	2.6061	2.7206	2.5794
NYH RBOB	2.2122	2.2845	2.1876
NYH ULSD	2.6847	2.7941	2.6813
USGC 3%	65.66	69.64	71.77



3-2-1 Crack



Gulf 3-2-1 Crack



NGLs

MB

	Last	Week Ago	Month Ago
Butane	99.75	107.875	103.5
IsoButane	105	112	117
Natural Gasoline	154.3	159.3	147.6
Propane	86	92	82

CONWAY

	Last	Week Ago	Month Ago
Butane	95.5	102.5	113
IsoButane	121	129.5	138
Natural Gasoline	149	153.25	143.5
Propane	80.5	85.5	78.5

MB NON

	Last	Week Ago	Month Ago
Butane	102.75	110.875	106.5
IsoButane	105	112	117
Natural Gasoline	153.75	159	147.5
Propane	86.3	92.3	83.5

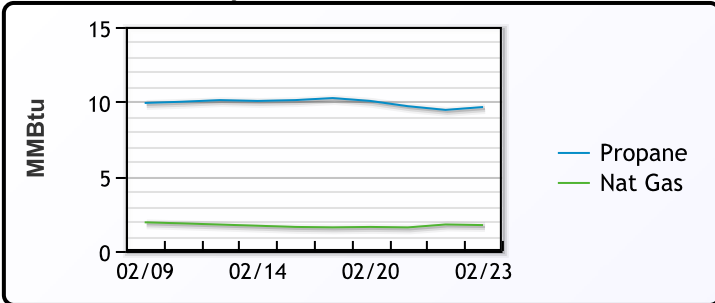
EDMONTON

	Last	Week Ago	Month Ago
Propane	53.1	57.8	52.5

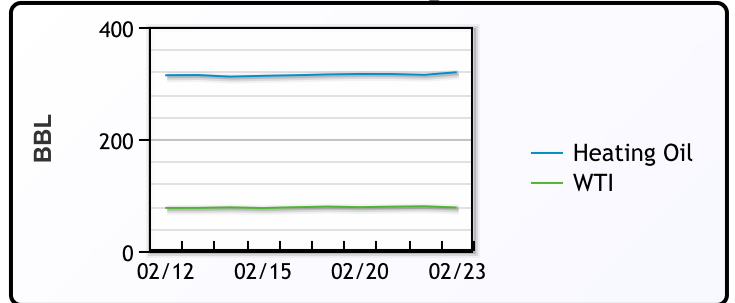
SARNIA

	Last	Week Ago	Month Ago
Propane	109	113.5	112

Propane MT.B Tet vs Nat Gas



WTI vs Heating Oil



FX

	Last	Change
CAD	1.3505	0.0023
DXY	103.936	-0.021
Gold	2035.4	11.01

RATES

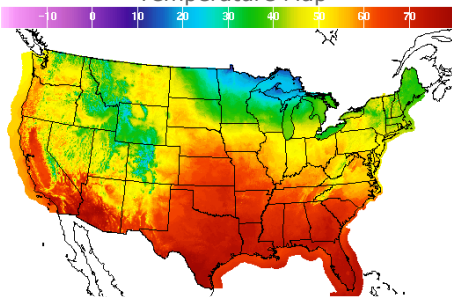
	Last	Change
US 2yr	4.6896	-0.022
US 10yr	4.248	-0.0727
CAN 10yr	3.461	-0.078

EQUITIES

	Last	Change
Nasdaq	15996.82	-44.8
TSX	1294.623	6.232
S&P 500	5088.8	1.77

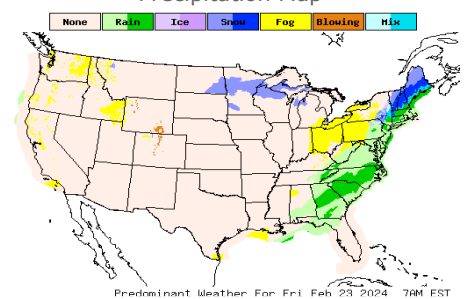
Weather Data

Temperature Map



City	HIGH °F	LOW °F
Calgary	50	24
Conway	23	14
Cushing	66	45
Denver	50	35
Houston	75	61
Mont Belvieu	73	57
Sarnia	38	26
Williston	47	30

Precipitation Map



This report has been prepared by PFL Petroleum Limited personnel for your information only and the views expressed are intended to provide market commentary and are not recommendations. This report is not an offer to sell or a solicitation of any offer to buy any security. The information contained herein has been compiled by PFL from sources believed to be reliable, but no representation or warranty, express or implied, is made by PFL Petroleum Limited, its affiliates or any other person as to its accuracy, completeness or correctness. Copyright 2017 PFL Petroleum Limited. All Rights Reserved