



# MARKET DAILY

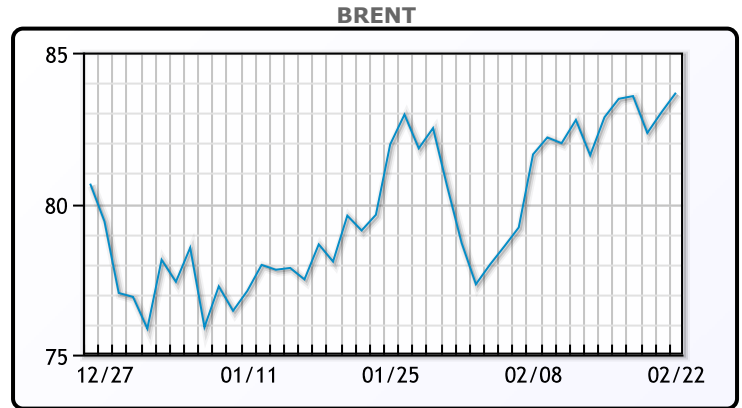
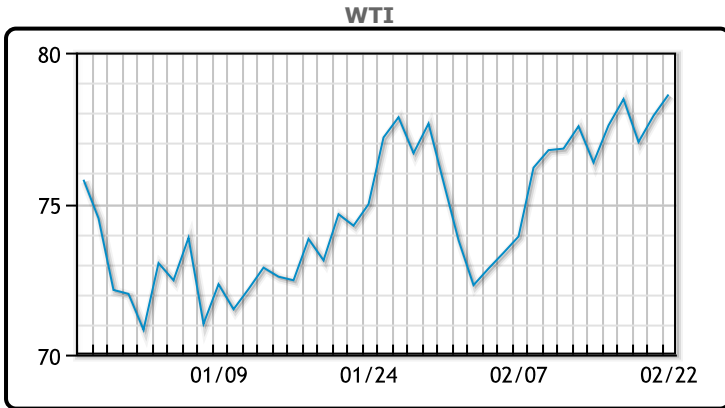
<https://www.pflpetroleum.com>  
 1865 Veterans Park Dr. Suite 303  
 Naples, Florida 34109  
 Phone: 239-390-2885  
 Fax: 239-949-0611  
 Feb 22, 2024 7:15 PM

Major Energy Futures		
	Settle	Change
Brent	83.67	0.64
Gas Oil	836.5	-1.25
Natural Gas	1.732	-0.041
RBOB	233.47	4.87
ULSD	275.2	4.68
WTI	78.61	0.70

**Market Commentary**

Oil prices were higher today buoyed by hostilities in the Red Sea. Yemen's Iran-aligned Houthis will escalate their attacks on ships in the Red Sea and other waters and have introduced "submarine weapons," the group's leader said on Thursday, as it keeps up attacks on shipping. On Thursday, the premium for front-month WTI crude futures to the second month was up to 75 cents per barrel. That spread has widened in recent sessions, and on Tuesday touched \$1.95 per barrel ahead of the March contract's expiry. Market players are likely pricing in a potential disruption to supply in the near future, with the front-month contract's premium over the second widening, which "indicates a tightening market," UBS analyst, Giovanni Staunovo said in a note. Crude gains were capped on Thursday by a build in U.S. oil inventories due to refinery maintenance and outages. WTI traded up \$.70 or .9% to close at \$78.61. Brent traded up \$.64 or .77% to close at \$83.67.

## Crude & Product Markets

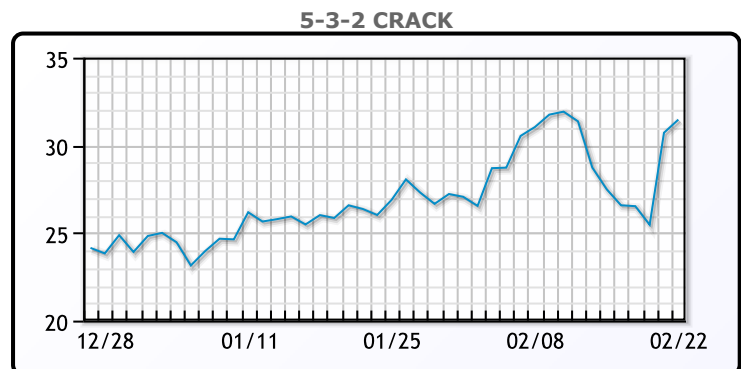
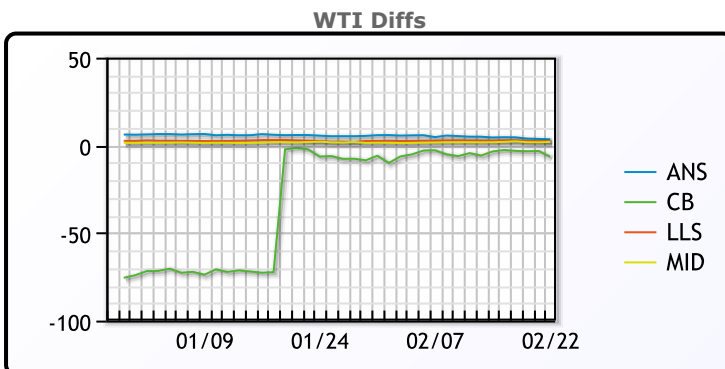


**CRUDE**

	Last	Week Ago	Month Ago
ANS	83.13	83.72	80.67
BLS	73.2	73.14	68.65
LLS	81.96	81.99	77.54
Mid	81.58	81.45	77.24
WTI	79.71	79.19	75.19

**PRODUCTS**

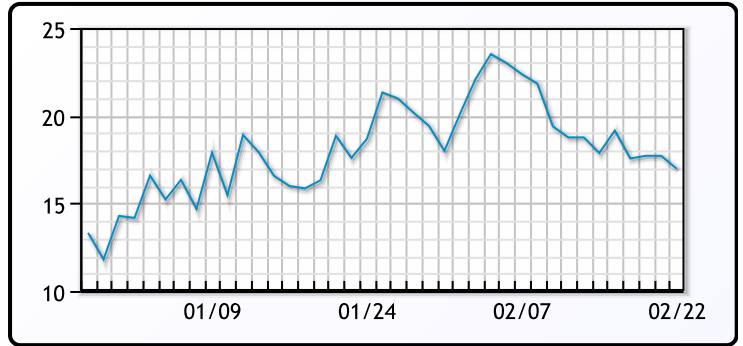
	Last	Week Ago	Month Ago
Gulf RBOB	2.3175	2.2735	2.1683
Gulf ULSD	2.6683	2.7206	2.5847
NYH RBOB	2.2702	2.2845	2.2168
NYH ULSD	2.7655	2.7941	2.6685
USGC 3%	69.48	69.64	71.89



3-2-1 Crack



Gulf 3-2-1 Crack



NGLs

MB

	Last	Week Ago	Month Ago
Butane	89	95.9	103.9
IsoButane	106.5	113.1	123.4
Natural Gasoline	157	158.8	148.3
Propane	86.9	93.5	85.4

CONWAY

	Last	Week Ago	Month Ago
Butane	95	102.8	116
IsoButane	120	132.6	140
Natural Gasoline	150.3	153.5	144.5
Propane	81.1	87.3	79.5

MB NON

	Last	Week Ago	Month Ago
Butane	104	110.9	103.5
IsoButane	106.5	113.1	123.4
Natural Gasoline	157	158.8	148.3
Propane	87.1	94.4	87.3

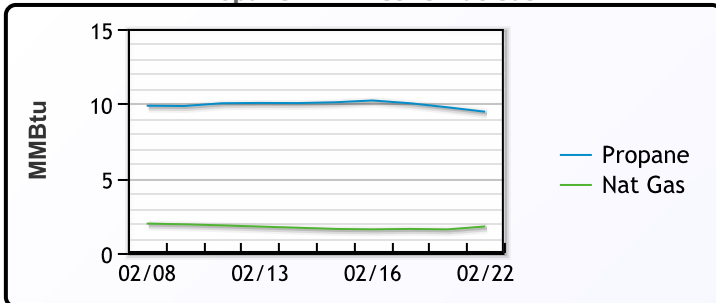
EDMONTON

	Last	Week Ago	Month Ago
Propane	54.1	59.3	55.5

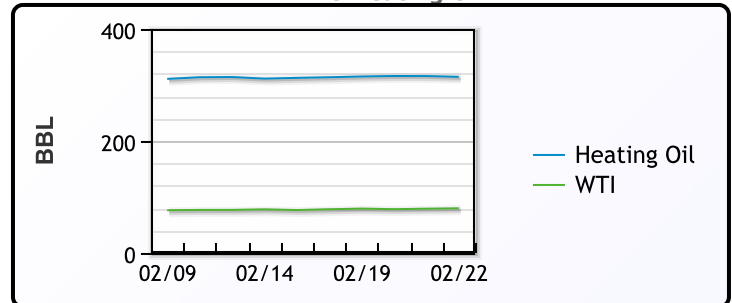
SARNIA

	Last	Week Ago	Month Ago
Propane	109	113.5	112

Propane MT.B Tet vs Nat Gas



WTI vs Heating Oil



FX

	Last	Change
CAD	1.3481	-0.0001
DXY	103.957	-0.049
Gold	2025.37	0.98

RATES

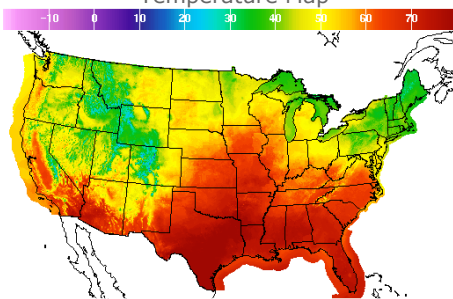
	Last	Change
US 2yr	4.7116	0.0456
US 10yr	4.3207	0.002
CAN 10yr	3.539	-0.009

EQUITIES

	Last	Change
Nasdaq	16041.62	460.75
TSX	1288.391	9.714
S&P 500	5087.03	105.23

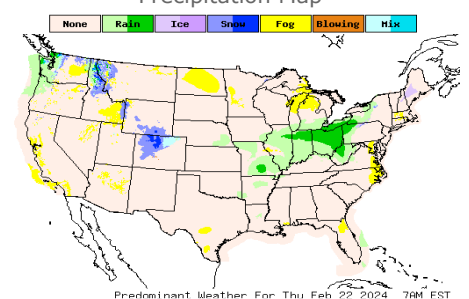
Weather Data

Temperature Map



City	HIGH °F	LOW °F
Calgary	48	24
Conway	42	24
Cushing	68	53
Denver	46	38
Houston	74	62
Mont Belvieu	72	61
Sarnia	46	36
Williston	46	27

Precipitation Map



This report has been prepared by PFL Petroleum Limited personnel for your information only and the views expressed are intended to provide market commentary and are not recommendations. This report is not an offer to sell or a solicitation of any offer to buy any security. The information contained herein has been compiled by PFL from sources believed to be reliable, but no representation or warranty, express or implied, is made by PFL Petroleum Limited, its affiliates or any other person as to its accuracy, completeness or correctness. Copyright 2017 PFL Petroleum Limited. All Rights Reserved