



MARKET DAILY

<https://www.pflpetroleum.com>
 1865 Veterans Park Dr. Suite 303
 Naples, Florida 34109
 Phone: 239-390-2885
 Fax: 239-949-0611
 Feb 2, 2024 6:44 PM

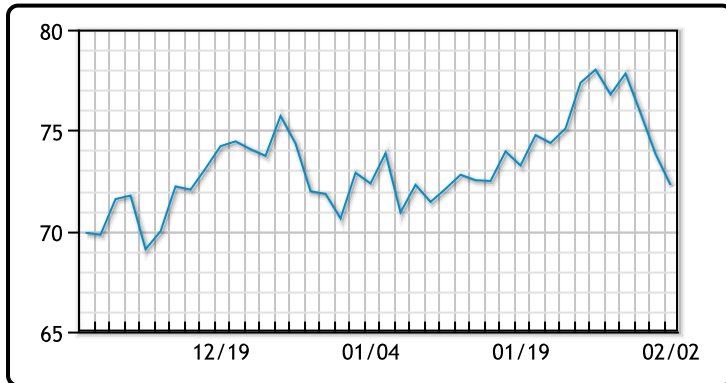
Major Energy Futures		
	Settle	Change
Brent	77.33	-1.37
Gas Oil	813.5	-0.5
Natural Gas	2.079	-0.05
RBOB	214.75	-3.64
ULSD	266	-7.23
WTI	72.28	-1.54

Market Commentary

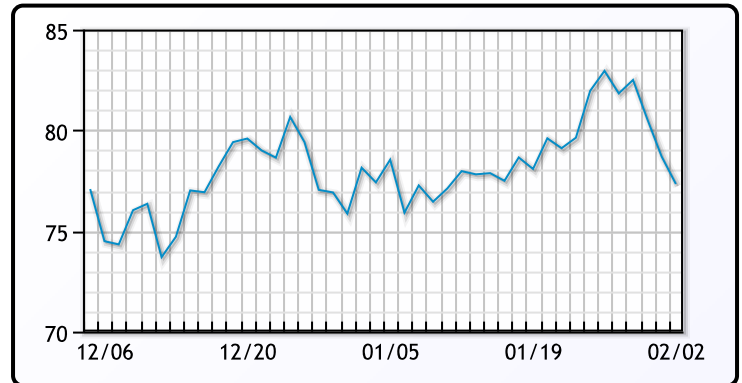
Oil prices fell today and posted a weekly loss as US jobs data shrank the odds of imminent interest rate cuts. Both benchmarks were down 7% on the week. "Prices were chugging along little changed prior to the report, but a huge beat on jobs created is kicking the can down the road for interest rate cuts," said Matt Smith, analyst at Kpler. Also keeping oil prices lower was an outage at BP's 435,000 bpd oil refinery in Whiting, Indiana, following a power loss that disrupted operations on Thursday, said Bob Yawger of Mizuho. Power at the refinery had been restored by midday on Friday, but sources said BP had not yet set a date for restarting the plant. WTI traded down \$1.54 or -2% to close at \$72.28. Brent traded down \$1.37 or -1.7% to close at \$77.33.

Crude & Product Markets

WTI



BRENT



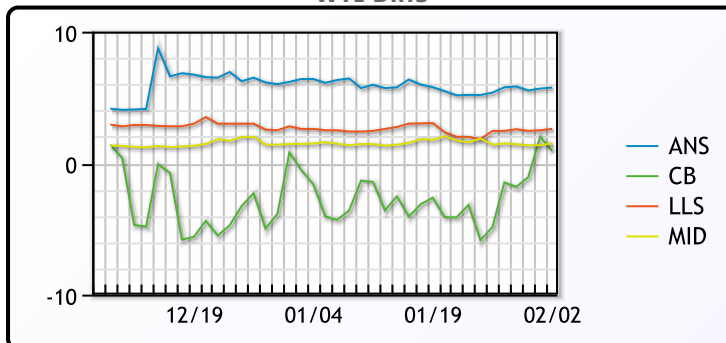
CRUDE

	Last	Week Ago	Month Ago
ANS	78.03	83.37	76.78
BLS	73.2	73.14	68.65
LLS	74.88	80.46	72.98
Mid	73.78	79.41	71.87
WTI	72.28	78.01	70.38

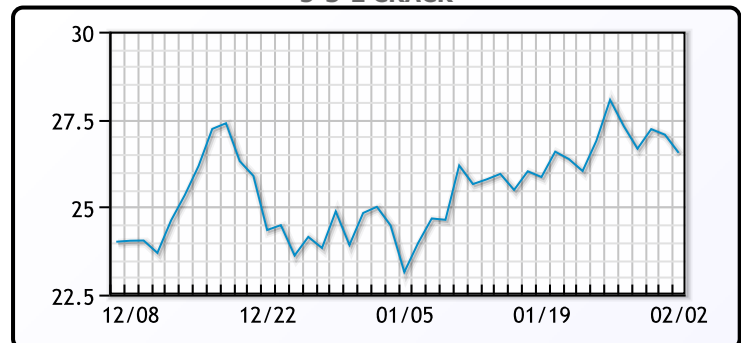
PRODUCTS

	Last	Week Ago	Month Ago
Gulf RBOB	2.095	2.2408	1.9489
Gulf ULSD	2.6035	2.7247	2.3658
NYH RBOB	2.101	2.2766	2.0824
NYH ULSD	2.659	2.8359	2.5188
USGC 3%	61.57	72.4	69.88

WTI Diffs



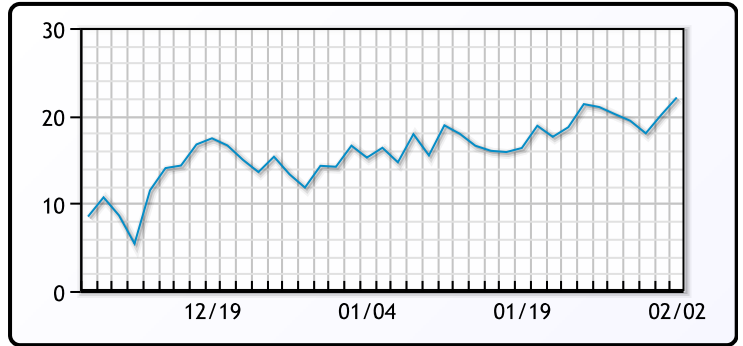
5-3-2 CRACK



3-2-1 Crack



Gulf 3-2-1 Crack



NGLs

MB

	Last	Week Ago	Month Ago
Butane	101.5	99	96.625
IsoButane	112.25	114	112.625
Natural Gasoline	145.8	156.5	139.8
Propane	92.25	85	68.375

CONWAY

	Last	Week Ago	Month Ago
Butane	104.5	114	108
IsoButane	139	158	140
Natural Gasoline	141	150.5	137
Propane	86	82.5	66.875

MB NON

	Last	Week Ago	Month Ago
Butane	104.5	103	99.625
IsoButane	112.25	114	112.625
Natural Gasoline	145.25	156.5	140
Propane	95	87.9	69

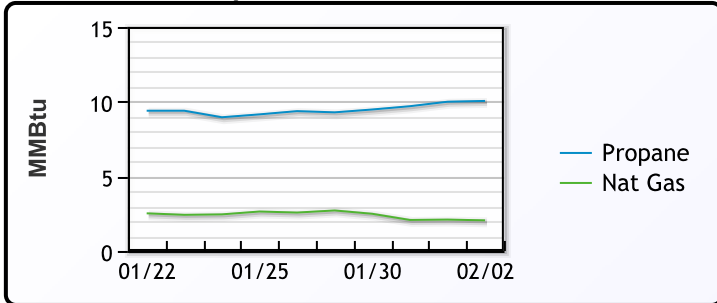
EDMONTON

	Last	Week Ago	Month Ago
Propane	61.8	60.1	48

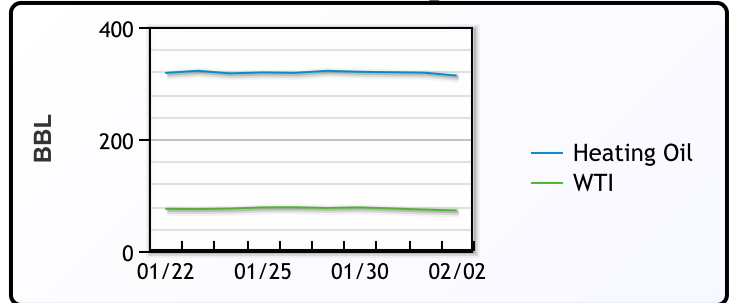
SARNIA

	Last	Week Ago	Month Ago
Propane	114	110.3	91.3

Propane MT.B Tet vs Nat Gas



WTI vs Heating Oil



FX

	Last	Change
CAD	1.3463	0.0077
DXY	103.922	0.874
Gold	2039.76	-15.23

RATES

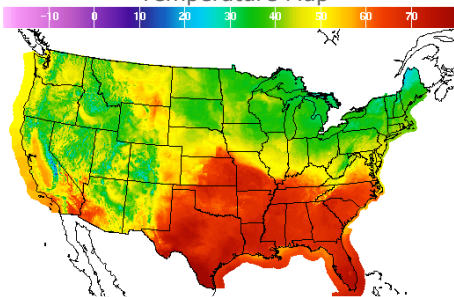
	Last	Change
US 2yr	4.3638	0.1614
US 10yr	4.0199	0.1397
CAN 10yr	3.38	0.11

EQUITIES

	Last	Change
Nasdaq	15628.95	267.31
TSX	1271.563	-1.058
S&P 500	4958.61	52.42

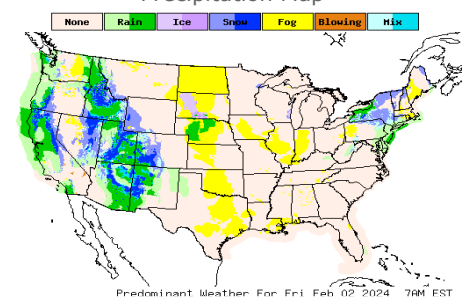
Weather Data

Temperature Map



City	HIGH °F	LOW °F
Calgary	50	31
Conway	36	26
Cushing	65	52
Denver	50	39
Houston	70	58
Mont Belvieu	67	56
Sarnia	35	30
Williston	48	34

Precipitation Map



This report has been prepared by PFL Petroleum Limited personnel for your information only and the views expressed are intended to provide market commentary and are not recommendations. This report is not an offer to sell or a solicitation of any offer to buy any security. The information contained herein has been compiled by PFL from sources believed to be reliable, but no representation or warranty, express or implied, is made by PFL Petroleum Limited, its affiliates or any other person as to its accuracy, completeness or correctness. Copyright 2017 PFL Petroleum Limited. All Rights Reserved