



MARKET DAILY

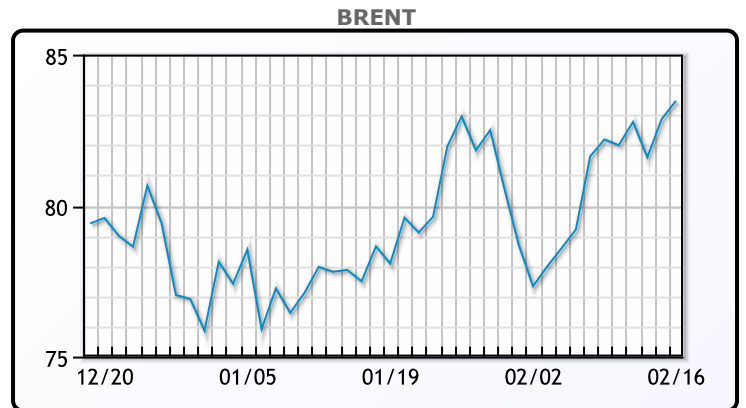
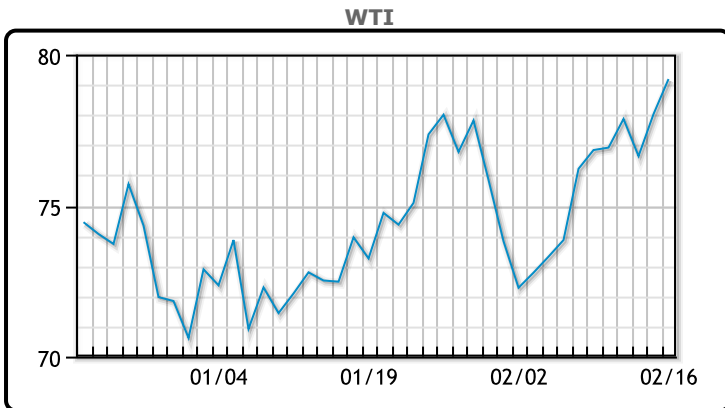
<https://www.pflpetroleum.com>
 1865 Veterans Park Dr. Suite 303
 Naples, Florida 34109
 Phone: 239-390-2885
 Fax: 239-949-0611
 Feb 16, 2024 9:37 PM

Major Energy Futures		
	Settle	Change
Brent	83.47	0.61
Gas Oil	847.75	6.25
Natural Gas	1.609	-0.028
RBOB	233.6	0.14
ULSD	280.66	1.36
WTI	79.19	1.16

Market Commentary

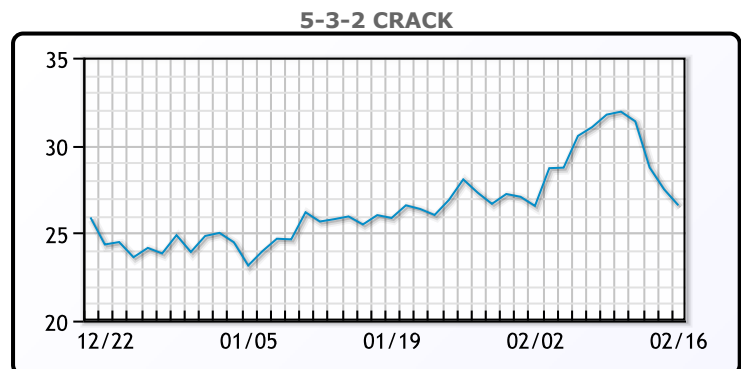
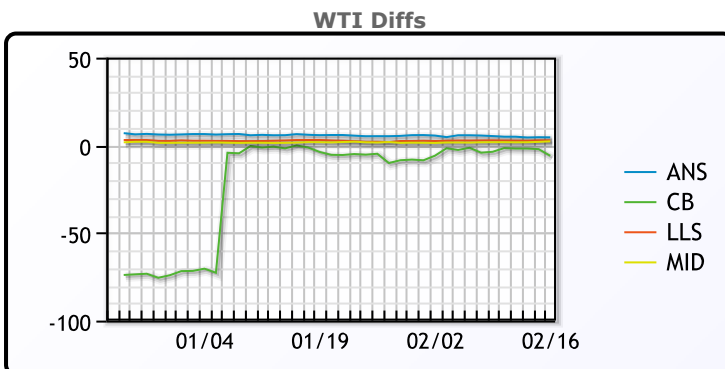
Oil prices were higher today as Geopolitical tensions in the Middle East offset forecasts of slowing demand. Tensions continue to flare on the other side of the world and are showing no signs of slowing. Domestically, U.S. producer prices increased more than expected in January amid strong gains in the costs of services, which could amplify inflation worries. Still, a slump in retail sales prompted hopes the Fed will soon start cutting rates, which could support oil demand. "Hopes for U.S. rate cuts provided support on Thursday, but investors are now adjusting their positions ahead of a long (holiday) weekend in the U.S.," said Hiroyuki Kikukawa, president of NS Trading, a unit of Nissan Securities. WTI traded up \$1.16 or 1.49% to close at \$79.19. Brent traded down up \$.61 or .74% to close at \$83.47.

Crude & Product Markets

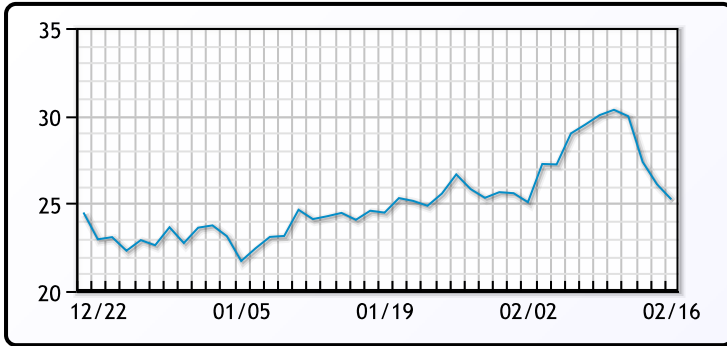


CRUDE			
	Last	Week Ago	Month Ago
ANS	83.72	82.1	78.38
BLS	73.2	73.14	68.65
LLS	81.99	79.68	75.42
Mid	81.45	78.61	74.23
WTI	79.19	76.84	72.4

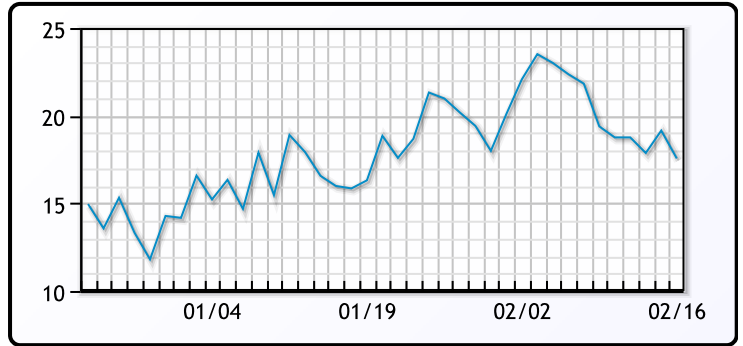
PRODUCTS			
	Last	Week Ago	Month Ago
Gulf RBOB	2.2735	2.292	2.0559
Gulf ULSD	2.7206	2.9432	2.5331
NYH RBOB	2.2845	2.2895	2.1044
NYH ULSD	2.7941	3.0042	2.6436
USGC 3%	69.64	68.78	71.69



3-2-1 Crack



Gulf 3-2-1 Crack



NGLs

MB

	Last	Week Ago	Month Ago
Butane	95.3	99.5	97.1
IsoButane	110.3	112	115.8
Natural Gasoline	159.3	156.3	145.8
Propane	91.8	91.8	83.4

CONWAY

	Last	Week Ago	Month Ago
Butane	102.3	103.5	109
IsoButane	129	126	135.5
Natural Gasoline	153	153	143.5
Propane	85.8	87.5	79.5

MB NON

	Last	Week Ago	Month Ago
Butane	110.3	107.5	104.6
IsoButane	113.3	112	115.8
Natural Gasoline	159.3	156.3	145.8
Propane	92.3	92.5	84

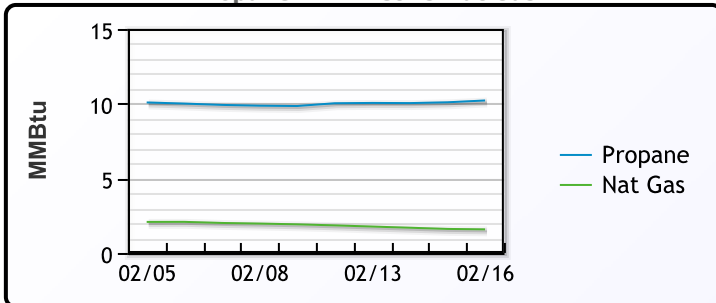
EDMONTON

	Last	Week Ago	Month Ago
Propane	57.8	61	56.5

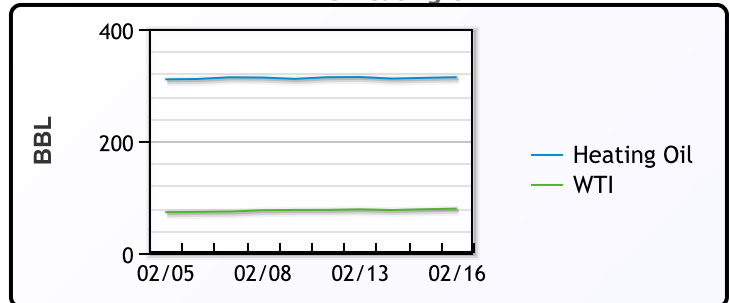
SARNIA

	Last	Week Ago	Month Ago
Propane	113.5	111.5	105

Propane MT.B Tet vs Nat Gas



WTI vs Heating Oil



FX

	Last	Change
CAD	1.3485	0.002
DXY	104.275	-0.021
Gold	2013.59	9.19

RATES

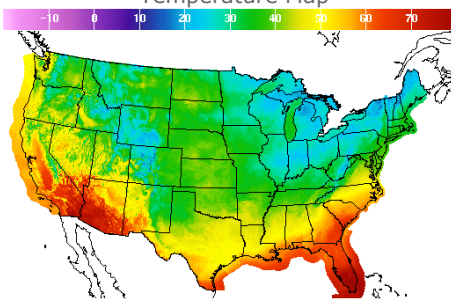
	Last	Change
US 2yr	4.6416	0.0676
US 10yr	4.2792	0.0492
CAN 10yr	3.585	0.043

EQUITIES

	Last	Change
Nasdaq	15775.65	-130.52
TSX	1283.194	2.163
S&P 500	5005.57	-24.16

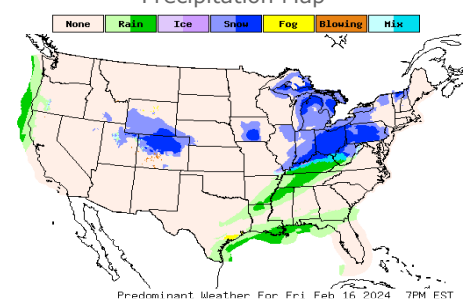
Weather Data

Temperature Map



City	HIGH °F	LOW °F
Calgary	29	2
Conway	19	-1
Cushing	45	32
Denver	36	22
Houston	63	61
Mont Belvieu	62	60
Sarnia	28	24
Williston	17	-4

Precipitation Map



This report has been prepared by PFL Petroleum Limited personnel for your information only and the views expressed are intended to provide market commentary and are not recommendations. This report is not an offer to sell or a solicitation of any offer to buy any security. The information contained herein has been compiled by PFL from sources believed to be reliable, but no representation or warranty, express or implied, is made by PFL Petroleum Limited, its affiliates or any other person as to its accuracy, completeness or correctness. Copyright 2017 PFL Petroleum Limited. All Rights Reserved