



# MARKET DAILY

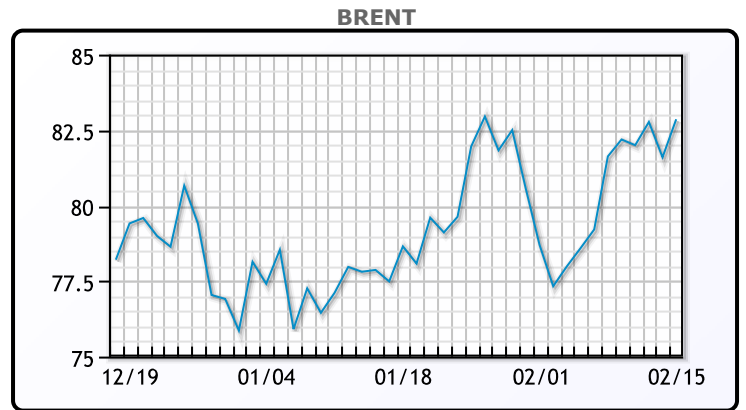
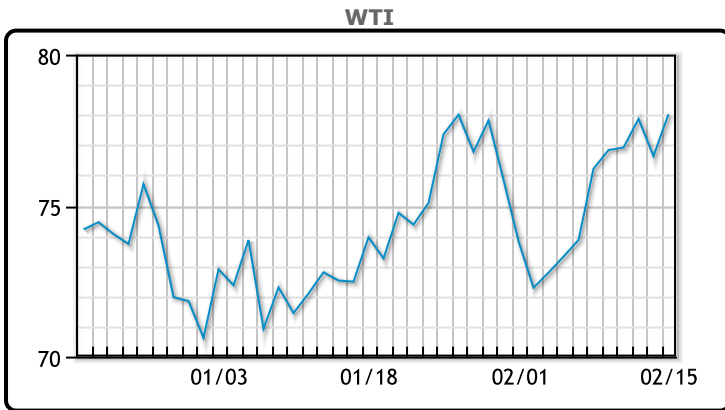
<https://www.pflpetroleum.com>  
 1865 Veterans Park Dr. Suite 303  
 Naples, Florida 34109  
 Phone: 239-390-2885  
 Fax: 239-949-0611  
 Feb 15, 2024 7:17 PM

Major Energy Futures		
	Settle	Change
Brent	82.86	1.26
Gas Oil	863.25	-17.75
Natural Gas	1.581	-0.028
RBOB	231.83	0.14
ULSD	282.37	1.36
WTI	78.03	1.39

**Market Commentary**

Oil prices were higher today as the dollar slid today after US retail sales fell more than expected. Retail sales dropped 0.8% last month, the Commerce Department's Census Bureau said on Thursday. Data for December was revised lower to show sales rising 0.4% instead of 0.6%, as previously reported. The data prompted optimism around interest rate cuts from the Federal Reserve going forward, which could be positive for oil demand. "Rate cuts are back on the table and that's giving us a bit of a boost," said Phil Flynn, an analyst at Price Futures Group. Further oil price gains were limited, though, by an IEA report on Thursday which said that global oil demand is losing momentum, prompting the agency to trim its 2024 growth forecast to 1.22 million bpd from 1.24 million bpd. WTI traded up \$1.39 or 1.8% to close at \$78.02. Brent traded up \$1.26 or 1.5% to close at \$82.86.

## Crude & Product Markets

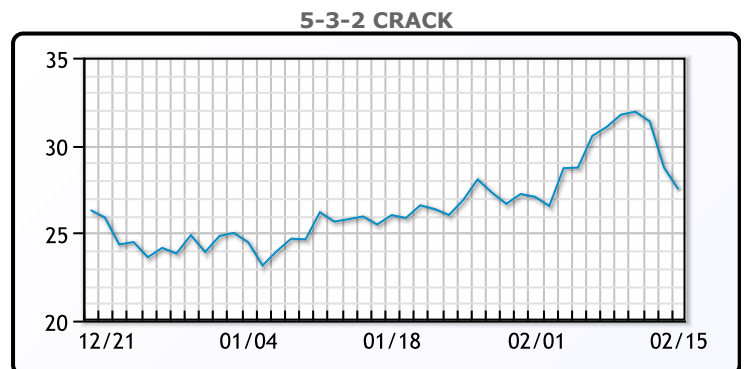
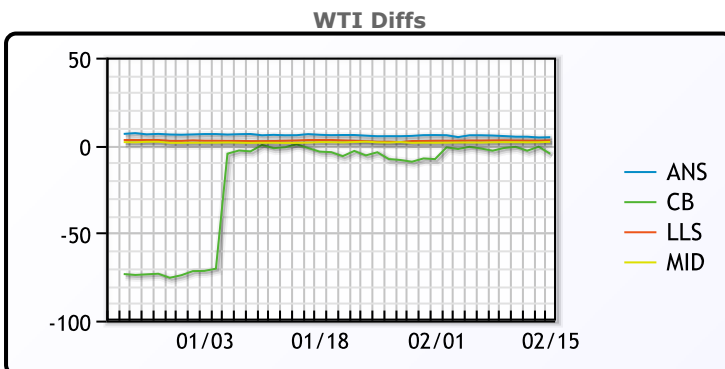


**CRUDE**

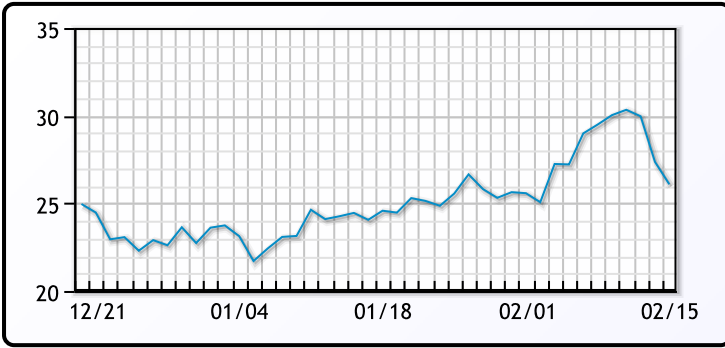
	Last	Week Ago	Month Ago
ANS	82.63	82.1	79.04
BLS	73.2	73.14	68.65
LLS	80.83	79.68	75.68
Mid	79.97	78.61	74.22
WTI	78.03	76.84	72.68

**PRODUCTS**

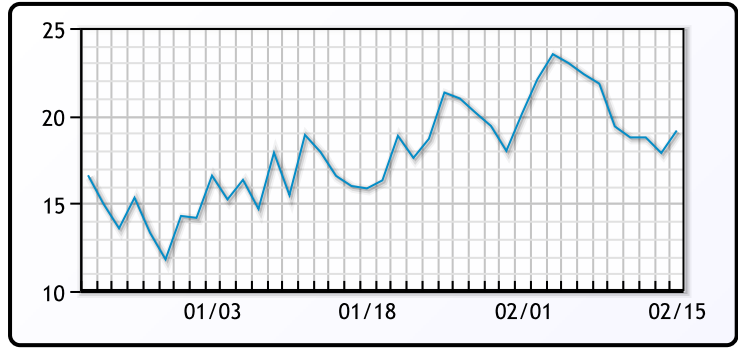
	Last	Week Ago	Month Ago
Gulf RBOB	2.2558	2.292	2.0518
Gulf ULSD	2.7597	2.9432	2.5583
NYH RBOB	2.2668	2.2895	2.0988
NYH ULSD	2.8262	3.0042	2.6668
USGC 3%	68.85	68.78	72.36



**3-2-1 Crack**



**Gulf 3-2-1 Crack**



**NGLs**

**MB**

	Last	Week Ago	Month Ago
Butane	95.9	98.5	95.6
IsoButane	113.1	111.1	112.8
Natural Gasoline	158.8	155.1	145.1
Propane	93.5	90.1	82.4

**CONWAY**

	Last	Week Ago	Month Ago
Butane	102.8	101.8	106.6
IsoButane	132.6	126	124.5
Natural Gasoline	153.5	148.5	142.8
Propane	87.3	87.1	81.5

**MB NON**

	Last	Week Ago	Month Ago
Butane	110.9	106	103.1
IsoButane	113.1	111.1	112.8
Natural Gasoline	158.8	155.1	145.1
Propane	94.4	90.4	83

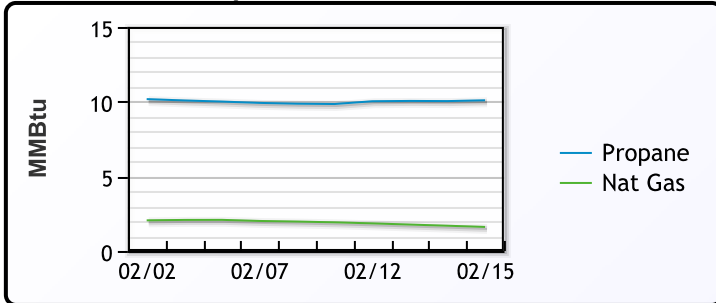
**EDMONTON**

	Last	Week Ago	Month Ago
Propane	59.3	60.8	58

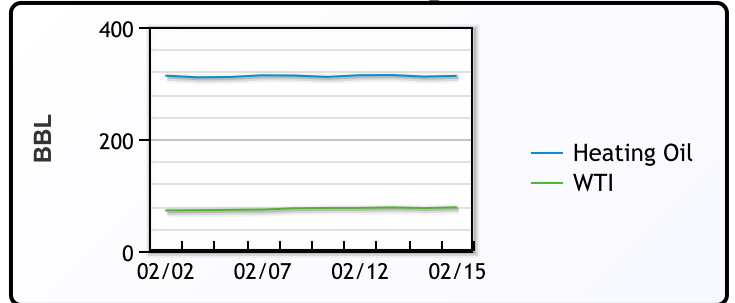
**SARNIA**

	Last	Week Ago	Month Ago
Propane	113.5	111.5	98.5

**Propane MT.B Tet vs Nat Gas**



**WTI vs Heating Oil**



**FX**

	Last	Change
CAD	1.347	0.0005
DXY	104.296	-0.427
Gold	2003.05	-1.35

**RATES**

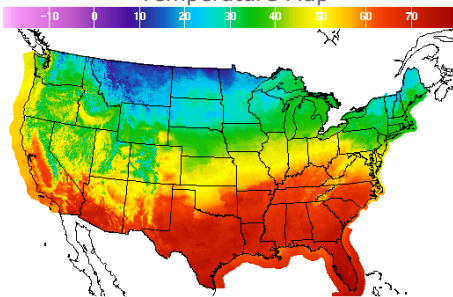
	Last	Change
US 2yr	4.5824	0.0084
US 10yr	4.2359	0.0059
CAN 10yr	3.542	-0.015

**EQUITIES**

	Last	Change
Nasdaq	15906.17	47.02
TSX	1281.031	19.983
S&P 500	5029.73	29.11

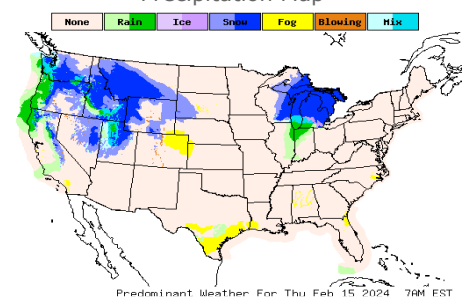
**Weather Data**

**Temperature Map**



City	HIGH °F	LOW °F
Calgary	17	2
Conway	12	3
Cushing	55	42
Denver	48	29
Houston	70	57
Mont Belvieu	67	55
Sarnia	34	28
Williston	12	-1

**Precipitation Map**



This report has been prepared by PFL Petroleum Limited personnel for your information only and the views expressed are intended to provide market commentary and are not recommendations. This report is not an offer to sell or a solicitation of any offer to buy any security. The information contained herein has been compiled by PFL from sources believed to be reliable, but no representation or warranty, express or implied, is made by PFL Petroleum Limited, its affiliates or any other person as to its accuracy, completeness or correctness. Copyright 2017 PFL Petroleum Limited. All Rights Reserved