



MARKET DAILY

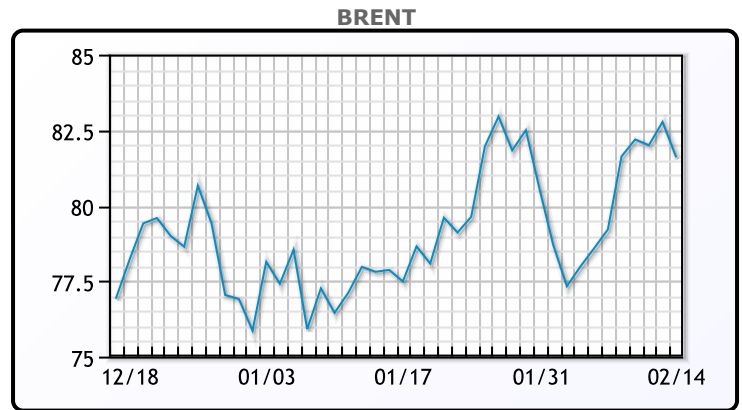
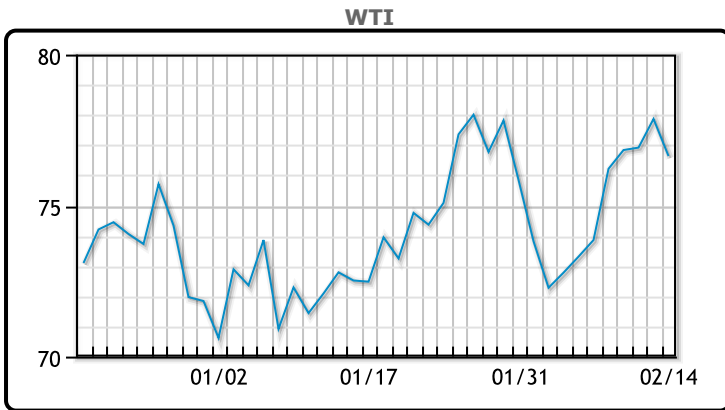
<https://www.pflpetroleum.com>
 1865 Veterans Park Dr. Suite 303
 Naples, Florida 34109
 Phone: 239-390-2885
 Fax: 239-949-0611
 Feb 14, 2024 7:34 PM

Major Energy Futures		
	Settle	Change
Brent	81.6	-1.17
Gas Oil	857	3.25
Natural Gas	1.609	-0.08
RBOB	231.69	-7.77
ULSD	281.01	-8.58
WTI	76.64	-1.23

Market Commentary

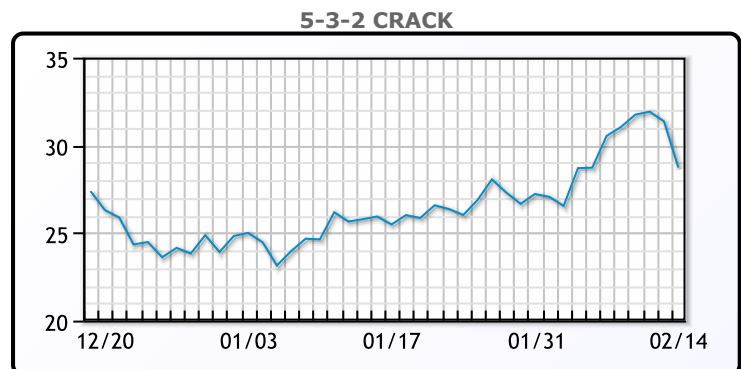
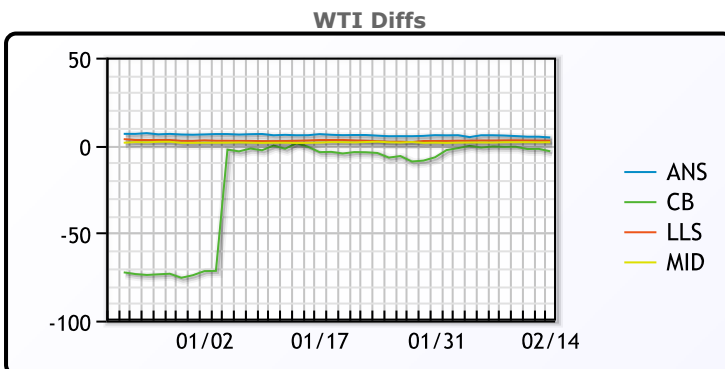
Prices fell by over \$1.00 today on surging US crude inventories and an otherwise bearish EIA report. "The refinery utilization rate is a pseudo disaster, down four to five weeks in a row at the end of winter" said Bob Yawger, director of energy futures at Mizuho, adding that refiners have kept activity slow even after emerging from a deep freeze that hampered operations last month. Refinery crude runs last week fell by 298,000 barrels per day to 14.5 million bpd and refinery utilization rates decreased by 1.8 percentage points to 80.6% of total capacity, both the lowest levels since Winter Storm Elliott similarly knocked scores of refineries offline in December 2022. Meanwhile, the U.S. Congress intelligence chair warned of a 'serious national security threat', without providing further details, scaring some oil investors. WTI traded down \$1.23 or 1.6% to close at \$76.64. Brent traded down \$1.17 or -1.4% to close at \$81.60.

Crude & Product Markets

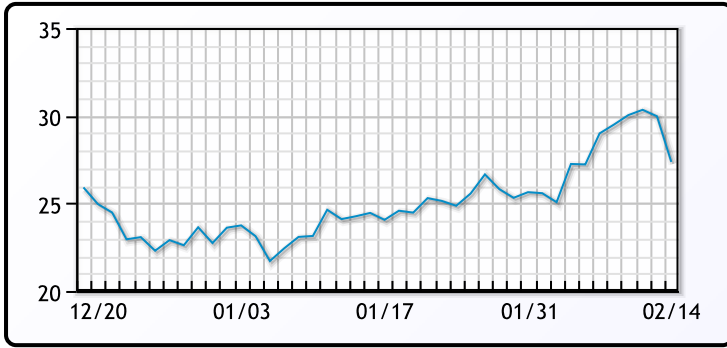


	Last	Week Ago	Month Ago
ANS	81.09	82.1	79.04
BLS	73.2	73.14	68.65
LLS	79.24	79.68	75.68
Mid	78.38	78.61	74.22
WTI	76.64	76.84	72.68

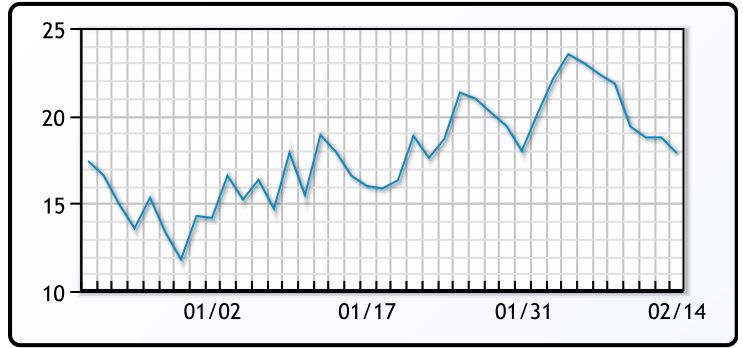
	Last	Week Ago	Month Ago
Gulf RBOB	2.2619	2.292	2.0518
Gulf ULSD	2.7466	2.9432	2.5583
NYH RBOB	2.2654	2.2895	2.0988
NYH ULSD	2.8246	3.0042	2.6668
USGC 3%	67.59	68.78	72.12



3-2-1 Crack



Gulf 3-2-1 Crack



NGLs

MB

	Last	Week Ago	Month Ago
Butane	94.5	97.6	95.6
IsoButane	113	109.5	112.8
Natural Gasoline	155.9	149.5	145.1
Propane	92.4	90.3	82.4

CONWAY

	Last	Week Ago	Month Ago
Butane	105.5	100	106.6
IsoButane	128	126	124.5
Natural Gasoline	154	141.9	142.8
Propane	87.8	86.6	81.5

MB NON

	Last	Week Ago	Month Ago
Butane	109.5	105.1	103.1
IsoButane	113	109.5	112.8
Natural Gasoline	155.9	149.5	145.1
Propane	92.8	91.8	83

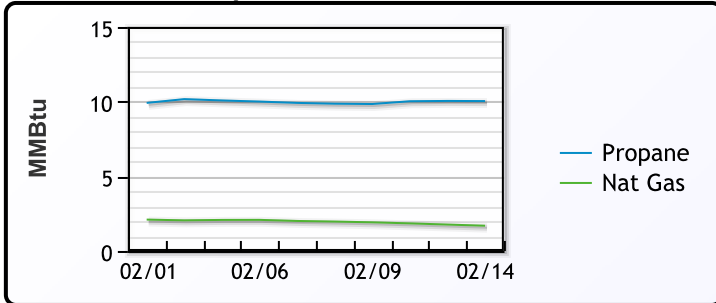
EDMONTON

	Last	Week Ago	Month Ago
Propane	61.3	62	58

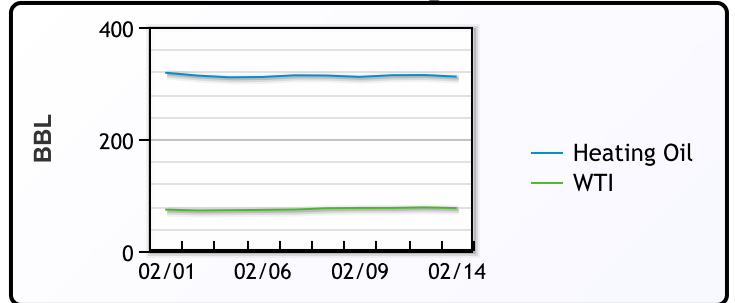
SARNIA

	Last	Week Ago	Month Ago
Propane	112.5	114	98.5

Propane MT.B Tet vs Nat Gas



WTI vs Heating Oil



FX

	Last	Change
CAD	1.3542	-0.0002
DXY	104.723	-0.237
Gold	1993.34	1.01

RATES

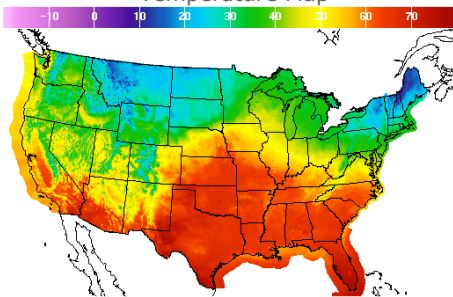
	Last	Change
US 2yr	4.5672	-0.0106
US 10yr	4.2456	-0.0098
CAN 10yr	3.557	-0.094

EQUITIES

	Last	Change
Nasdaq	15859.15	203.55
TSX	1261.048	18.945
S&P 500	5000.62	47.45

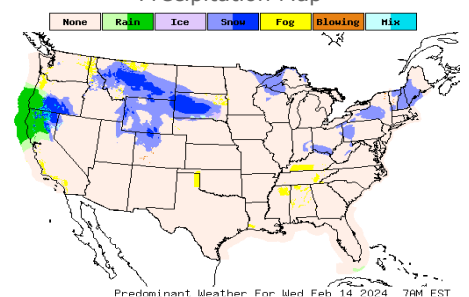
Weather Data

Temperature Map



City	HIGH °F	LOW °F
Calgary	21	7
Conway	26	14
Cushing	64	41
Denver	49	33
Houston	65	51
Mont Belvieu	61	48
Sarnia	33	26
Williston	23	9

Precipitation Map



This report has been prepared by PFL Petroleum Limited personnel for your information only and the views expressed are intended to provide market commentary and are not recommendations. This report is not an offer to sell or a solicitation of any offer to buy any security. The information contained herein has been compiled by PFL from sources believed to be reliable, but no representation or warranty, express or implied, is made by PFL Petroleum Limited, its affiliates or any other person as to its accuracy, completeness or correctness. Copyright 2017 PFL Petroleum Limited. All Rights Reserved