



MARKET DAILY

<https://www.pflpetroleum.com>
 1865 Veterans Park Dr. Suite 303
 Naples, Florida 34109
 Phone: 239-390-2885
 Fax: 239-949-0611
 Feb 13, 2024 8:13 PM

Major Energy Futures		
	Settle	Change
Brent	82.77	0.77
Gas Oil	874.75	3.25
Natural Gas	1.689	-0.079
RBOB	239.46	2.73
ULSD	289.59	-2.37
WTI	77.87	0.95

Market Commentary

Oil prices were higher today as geopolitical tensions in the Middle East Continued. Talks involving the U.S., Egypt, Israel and Qatar on a Gaza truce ended without a breakthrough as calls grew for Israel to hold back on a planned assault on the southern end of the enclave, crammed with over a million displaced people. Yemen's Iran-aligned Houthis have kept up attacks in the Red Sea, claiming solidarity with Palestinians and striking vessels with commercial ties to the U.S., Britain and Israel. Indicating tighter supply, the premium of the WTI front-month over the seventh month and 13th month held at a three-month high. The premium of the Brent front-month over the seventh month was at its highest in more than two months. U.S. crude oil inventories rose last week, while fuel stockpiles fell, according to market sources citing American Petroleum Institute figures released late on Tuesday. WTI traded up \$.95 or 1.24% to close at \$77.87. Brent traded up \$.77 or .94% to close at \$82.77

Crude & Product Markets

WTI



BRENT



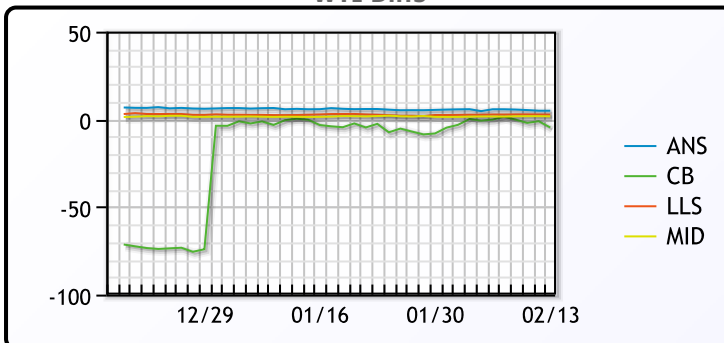
CRUDE

	Last	Week Ago	Month Ago
ANS	82.76	81.77	79.04
BLS	73.2	73.14	68.65
LLS	80.52	79	75.68
Mid	79.56	77.95	74.22
WTI	77.87	76.22	72.68

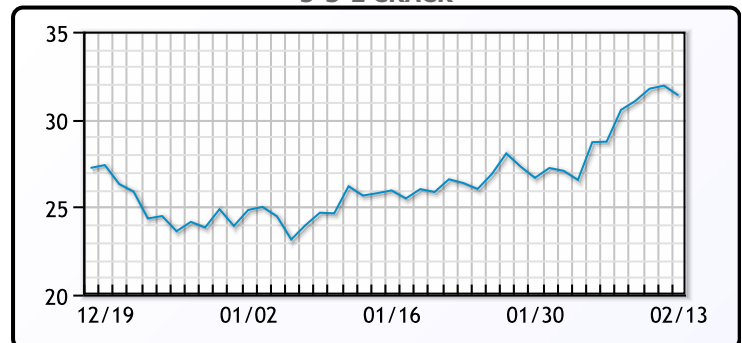
PRODUCTS

	Last	Week Ago	Month Ago
Gulf RBOB	2.3671	2.282	2.0518
Gulf ULSD	2.8244	2.8533	2.5583
NYH RBOB	2.3431	2.292	2.0988
NYH ULSD	2.8899	2.8833	2.6668
USGC 3%	69.76	68.62	72.12

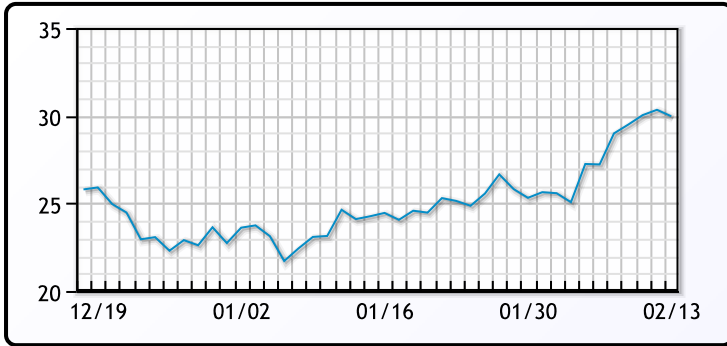
WTI Diffs



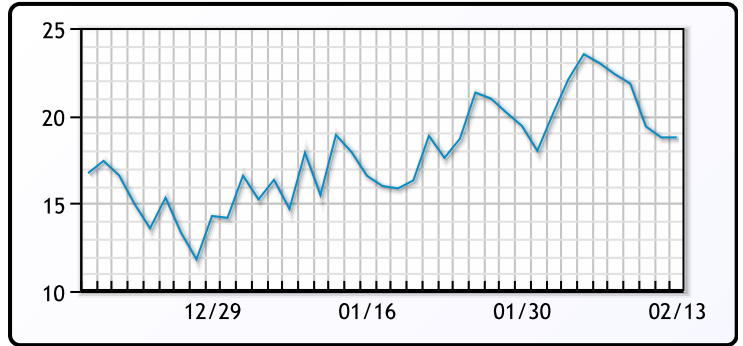
5-3-2 CRACK



3-2-1 Crack



Gulf 3-2-1 Crack



NGLs

MB

	Last	Week Ago	Month Ago
Butane	94.3	97.1	95.6
IsoButane	111.8	111.6	112.8
Natural Gasoline	159.5	146	145.1
Propane	91.9	90.8	82.4

CONWAY

	Last	Week Ago	Month Ago
Butane	103.3	100	106.6
IsoButane	125	125	124.5
Natural Gasoline	152.5	141.3	142.8
Propane	88.1	86.5	81.5

MB NON

	Last	Week Ago	Month Ago
Butane	109.3	104.6	103.1
IsoButane	111.8	111.6	112.8
Natural Gasoline	159.5	146	145.1
Propane	92.3	92.5	83

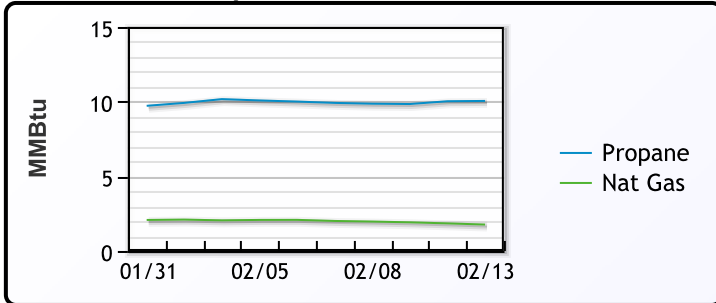
EDMONTON

	Last	Week Ago	Month Ago
Propane	61.6	61.5	58

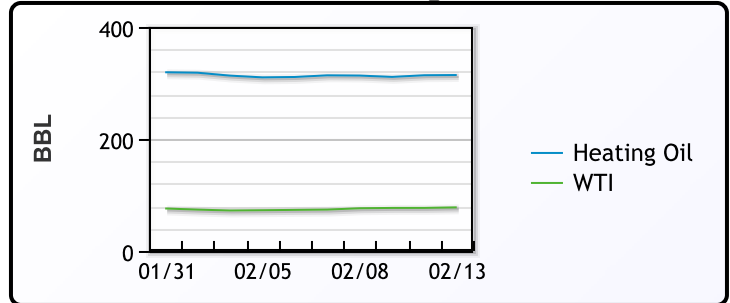
SARNIA

	Last	Week Ago	Month Ago
Propane	112.5	114	98.5

Propane MT.B Tet vs Nat Gas



WTI vs Heating Oil



FX

	Last	Change
CAD	1.357	0.0006
DXY	104.894	-0.066
Gold	1990.92	-2.23

RATES

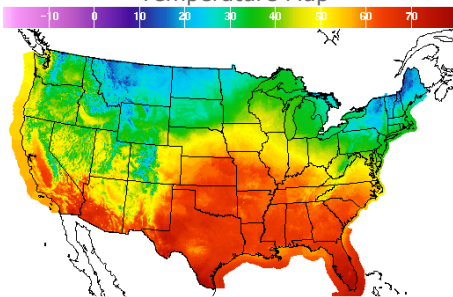
	Last	Change
US 2yr	4.6536	-0.0042
US 10yr	4.3242	0.0099
CAN 10yr	3.651	0.07

EQUITIES

	Last	Change
Nasdaq	15655.6	-286.95
TSX	1242.103	-29.543
S&P 500	4953.17	-68.67

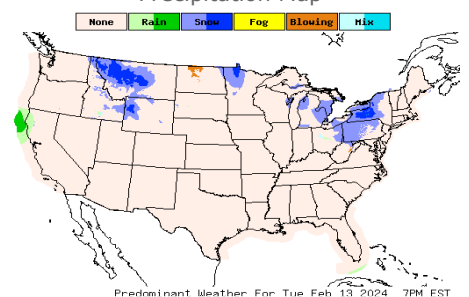
Weather Data

Temperature Map



City	HIGH °F	LOW °F
Calgary	25	10
Conway	32	16
Cushing	56	37
Denver	48	31
Houston	65	49
Mont Belvieu	61	44
Sarnia	35	27
Williston	30	17

Precipitation Map



This report has been prepared by PFL Petroleum Limited personnel for your information only and the views expressed are intended to provide market commentary and are not recommendations. This report is not an offer to sell or a solicitation of any offer to buy any security. The information contained herein has been compiled by PFL from sources believed to be reliable, but no representation or warranty, express or implied, is made by PFL Petroleum Limited, its affiliates or any other person as to its accuracy, completeness or correctness. Copyright 2017 PFL Petroleum Limited. All Rights Reserved