



MARKET DAILY

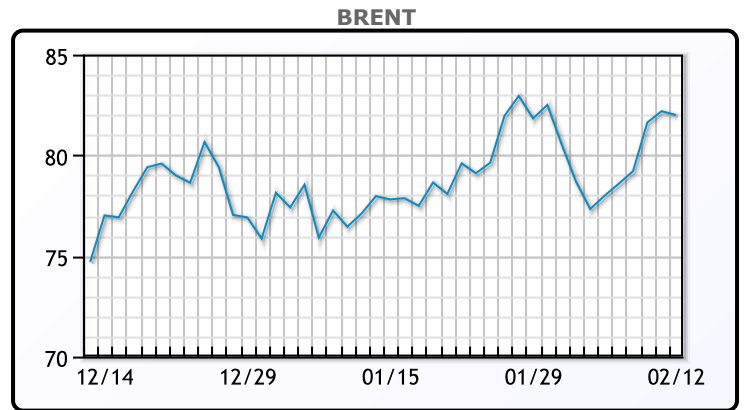
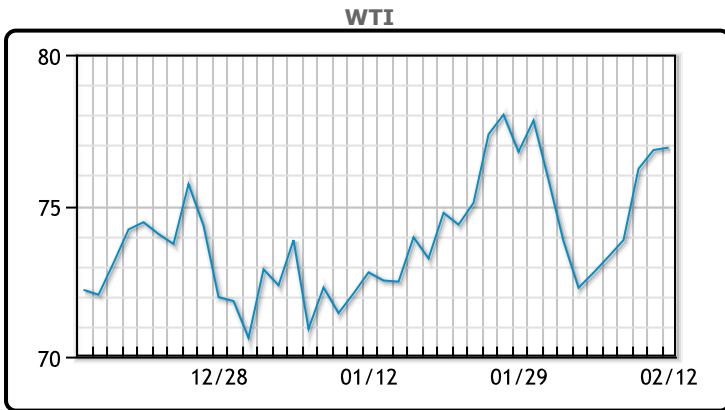
<https://www.pflpetroleum.com>
 1865 Veterans Park Dr. Suite 303
 Naples, Florida 34109
 Phone: 239-390-2885
 Fax: 239-949-0611
 Feb 12, 2024 7:30 PM

Major Energy Futures		
	Settle	Change
Brent	82	1.8
Gas Oil	871.5	21.25
Natural Gas	1.768	-0.079
RBOB	236.73	2.78
ULSD	291.96	-4.46
WTI	76.92	0.08

Market Commentary

Oil prices were little changed today as concerns about interest rates and global demand caused the market to take a break after a strong week last week. "We will again note that global crude supply has yet to be significantly disrupted by the Mideast hostilities and that rerouted oil cargoes around the Red Sea have not significantly reduced global crude supply," analysts at energy advisory Ritterbusch and Associates said. The New York Fed said its January Survey of Consumer Expectations showed the outlook for inflation a year and five years from now were unchanged, with both remaining above the Fed's 2% target rate. If inflation worries delay Fed interest rate cuts, that could reduce oil demand by slowing economic growth. WTI traded up \$.08 or .1% to close at \$76.92. Brent traded down \$1.9 or -.2% to close at \$82.00.

Crude & Product Markets

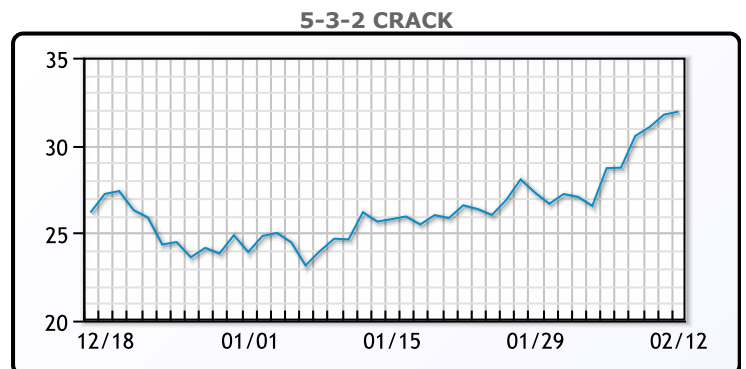
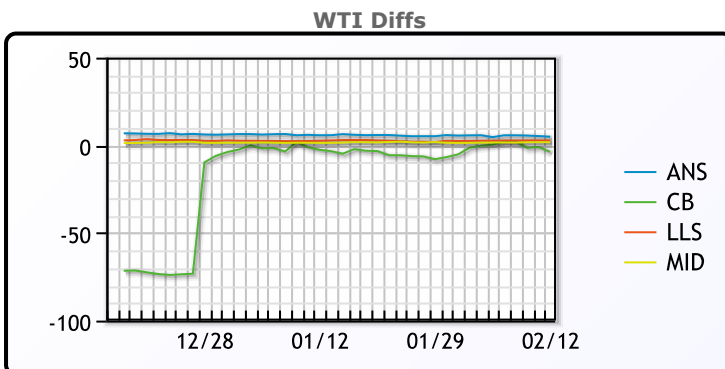


CRUDE

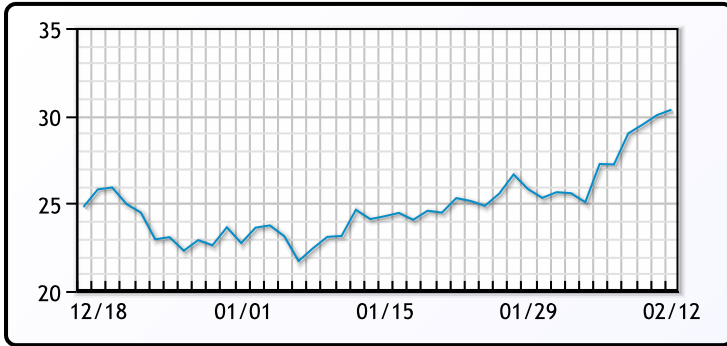
	Last	Week Ago	Month Ago
ANS	81.81	79.58	79.04
BLS	73.2	73.14	68.65
LLS	79.63	76.56	75.68
Mid	78.7	75.41	74.22
WTI	76.92	73.86	72.68

PRODUCTS

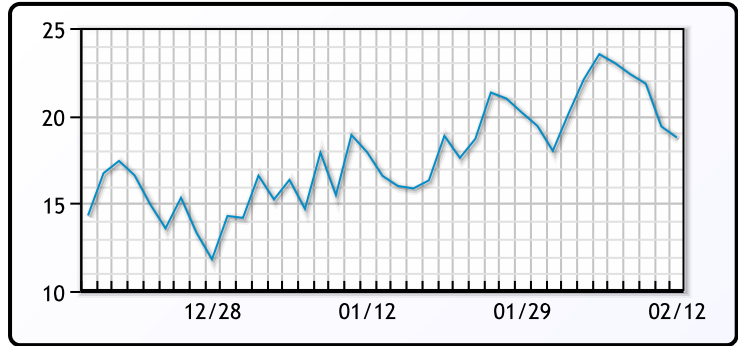
	Last	Week Ago	Month Ago
Gulf RBOB	2.3498	2.198	2.0518
Gulf ULSD	2.9011	2.7585	2.5583
NYH RBOB	2.3173	2.2135	2.0988
NYH ULSD	2.9571	2.8077	2.6668
USGC 3%	69.33	66.22	72.12



3-2-1 Crack



Gulf 3-2-1 Crack



NGLs

MB

	Last	Week Ago	Month Ago
Butane	94.3	96.8	95.6
IsoButane	113.3	113	112.8
Natural Gasoline	157.5	146	145.1
Propane	92	91.6	82.4

CONWAY

	Last	Week Ago	Month Ago
Butane	104.5	101.5	106.6
IsoButane	125	143.5	124.5
Natural Gasoline	153.3	141.4	142.8
Propane	88.5	86	81.5

MB NON

	Last	Week Ago	Month Ago
Butane	109.3	104.3	103.1
IsoButane	113.3	113	112.8
Natural Gasoline	157.5	146	145.1
Propane	92.4	94.6	83

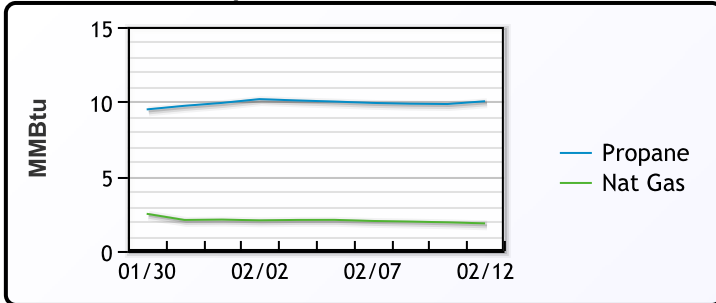
EDMONTON

	Last	Week Ago	Month Ago
Propane	62.3	61	58

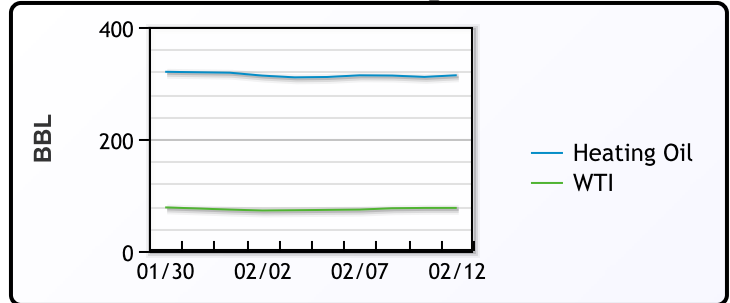
SARNIA

	Last	Week Ago	Month Ago
Propane	111.5	114	98.5

Propane MT.B Tet vs Nat Gas



WTI vs Heating Oil



FX

	Last	Change
CAD	1.3454	0.0003
DXY	104.17	0.059
Gold	2019.01	-1.04

RATES

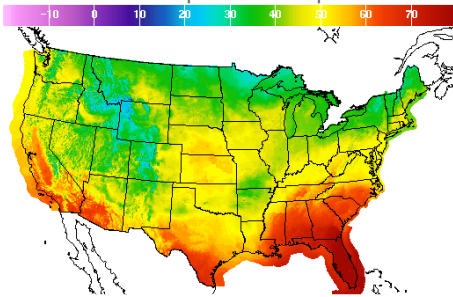
	Last	Change
US 2yr	4.4738	0
US 10yr	4.1773	-0.002
CAN 10yr	3.581	0.038

EQUITIES

	Last	Change
Nasdaq	15942.55	-48.11
TSX	1271.646	1.9
S&P 500	5021.84	-4.77

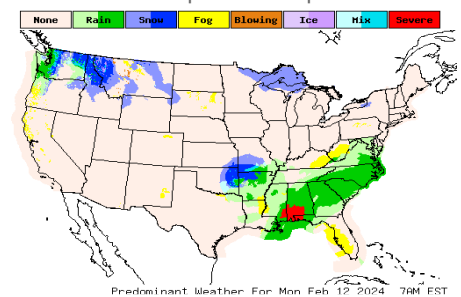
Weather Data

Temperature Map



City	HIGH °F	LOW °F
Calgary	33	24
Conway	28	19
Cushing	47	32
Denver	45	28
Houston	58	44
Mont Belvieu	57	44
Sarnia	37	28
Williston	32	15

Precipitation Map



This report has been prepared by PFL Petroleum Limited personnel for your information only and the views expressed are intended to provide market commentary and are not recommendations. This report is not an offer to sell or a solicitation of any offer to buy any security. The information contained herein has been compiled by PFL from sources believed to be reliable, but no representation or warranty, express or implied, is made by PFL Petroleum Limited, its affiliates or any other person as to its accuracy, completeness or correctness. Copyright 2017 PFL Petroleum Limited. All Rights Reserved