



MARKET DAILY

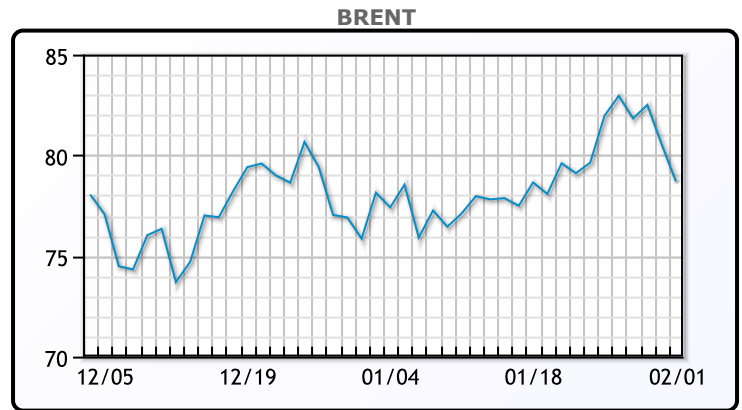
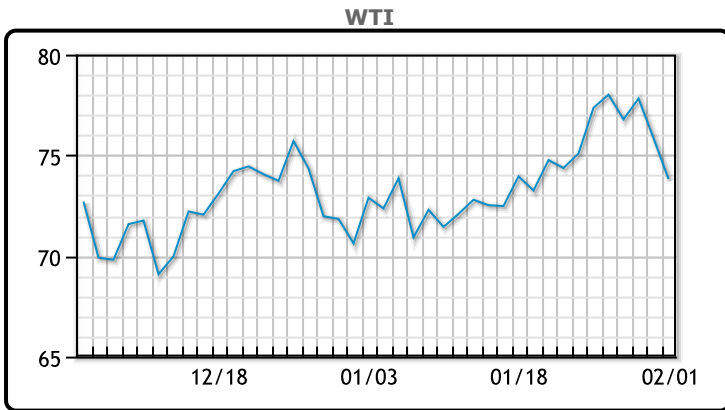
<https://www.pflpetroleum.com>
 1865 Veterans Park Dr. Suite 303
 Naples, Florida 34109
 Phone: 239-390-2885
 Fax: 239-949-0611
 Feb 1, 2024 6:12 PM

Major Energy Futures		
	Settle	Change
Brent	78.70	-1.85
Gas Oil	854.5	7.5
Natural Gas	2.05	-0.05
RBOB	219.48	-3.64
ULSD	271.29	-7.23
WTI	73.82	-2.03

Market Commentary

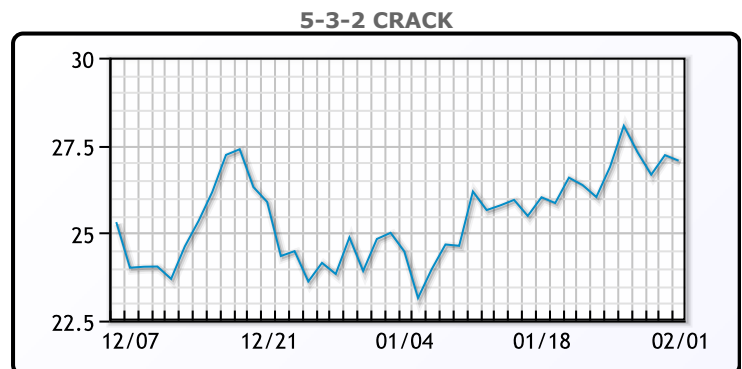
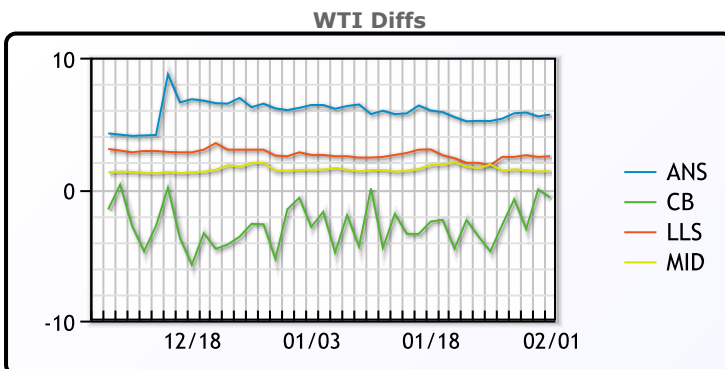
Oil prices traded down after a large US refinery shut down. BP on Thursday said it was in the process of shutting down its 435,000 barrel-per-day (bpd) Whiting, Indiana, refinery after a power outage. However tensions in the Middle East have continued to provide support for oil prices. Attacks by Yemen-based Houthi forces on vessels in the Red Sea have persisted, driving up costs and disrupting global oil trading. The Houthi group also said it would keep up attacks on U.S. and British warships in what it called acts of self-defense. Earlier, two OPEC+ sources said the group would decide in March whether or not to extend voluntary oil production cuts in place for the first quarter, after a ministerial panel meeting made no changes to the group's output policy. WTI traded down \$2.03 or -2.7% to close at \$73.82. Brent traded down \$1.85 or -2.5% to close at \$78.70.

Crude & Product Markets



CRUDE			
	Last	Week Ago	Month Ago
ANS	79.49	83.37	78.05
BLS	73.2	73.14	68.65
LLS	76.32	80.46	74.25
Mid	75.19	79.41	73.11
WTI	73.82	78.01	71.65

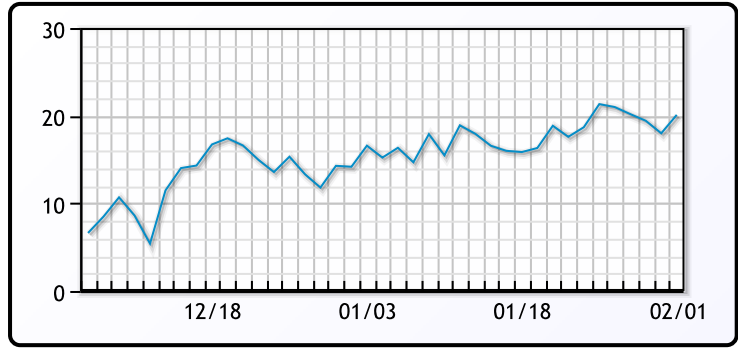
PRODUCTS			
	Last	Week Ago	Month Ago
Gulf RBOB	2.1348	2.2408	1.9578
Gulf ULSD	2.6554	2.7247	2.3814
NYH RBOB	2.1483	2.2766	2.097
NYH ULSD	2.7154	2.8359	2.5422
USGC 3%	62.95	72.4	70.86



3-2-1 Crack



Gulf 3-2-1 Crack



NGLs

MB

	Last	Week Ago	Month Ago
Butane	102	101.5	104
IsoButane	114	118	113.5
Natural Gasoline	147.8	153.4	139.5
Propane	92	85.75	69.25

CONWAY

	Last	Week Ago	Month Ago
Butane	105.5	116	113
IsoButane	138	150	136
Natural Gasoline	143	150	140.5
Propane	87	83.25	69

MB NON

	Last	Week Ago	Month Ago
Butane	105	105.5	107
IsoButane	114	118	113.5
Natural Gasoline	146.75	153.25	139.5
Propane	94.5	88.3	73

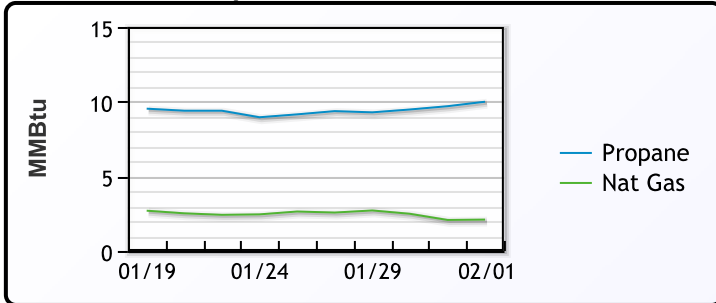
EDMONTON

	Last	Week Ago	Month Ago
Propane	63.8	60.3	51.5

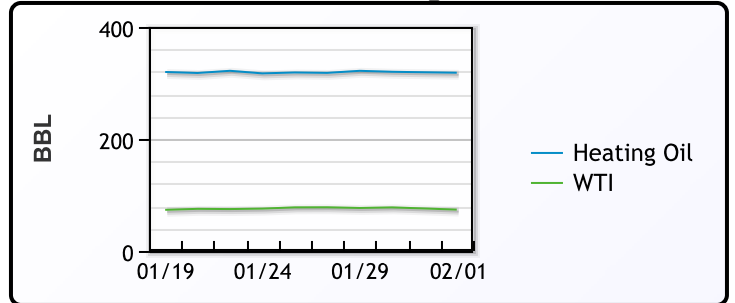
SARNIA

	Last	Week Ago	Month Ago
Propane	111.5	107	90.3

Propane MT.B Tet vs Nat Gas



WTI vs Heating Oil



FX

	Last	Change
CAD	1.3383	-0.0003
DXY	103.049	-0.225
Gold	2055.52	0.53

RATES

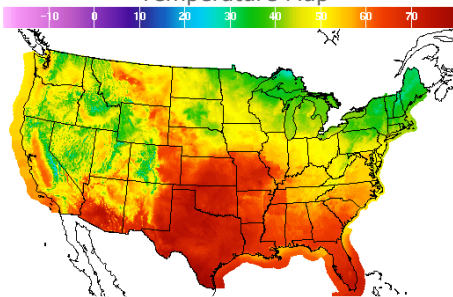
	Last	Change
US 2yr	4.2024	-0.0043
US 10yr	3.8802	-0.0322
CAN 10yr	3.27	-0.052

EQUITIES

	Last	Change
Nasdaq	15361.64	197.63
TSX	1272.621	4.463
S&P 500	4906.19	60.54

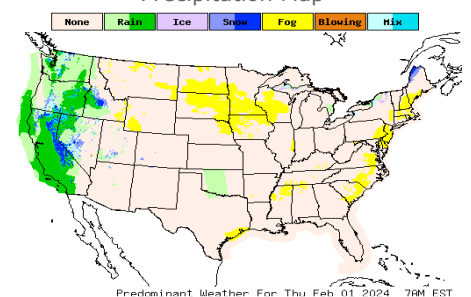
Weather Data

Temperature Map



City	HIGH °F	LOW °F
Calgary	50	33
Conway	32	25
Cushing	71	50
Denver	60	42
Houston	69	56
Mont Belvieu	66	54
Sarnia	41	32
Williston	50	36

Precipitation Map



This report has been prepared by PFL Petroleum Limited personnel for your information only and the views expressed are intended to provide market commentary and are not recommendations. This report is not an offer to sell or a solicitation of any offer to buy any security. The information contained herein has been compiled by PFL from sources believed to be reliable, but no representation or warranty, express or implied, is made by PFL Petroleum Limited, its affiliates or any other person as to its accuracy, completeness or correctness. Copyright 2017 PFL Petroleum Limited. All Rights Reserved