



# MARKET DAILY

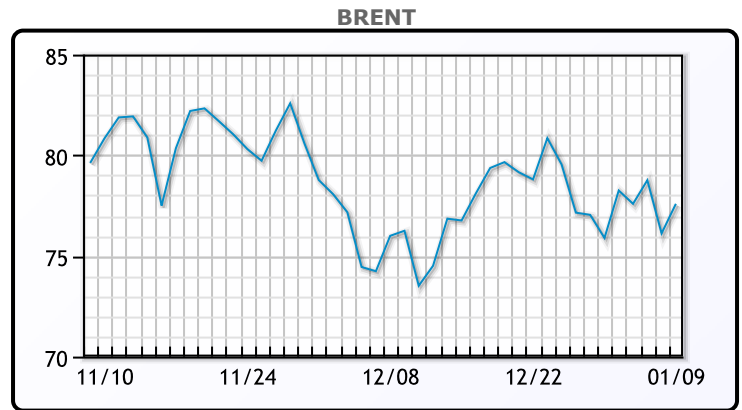
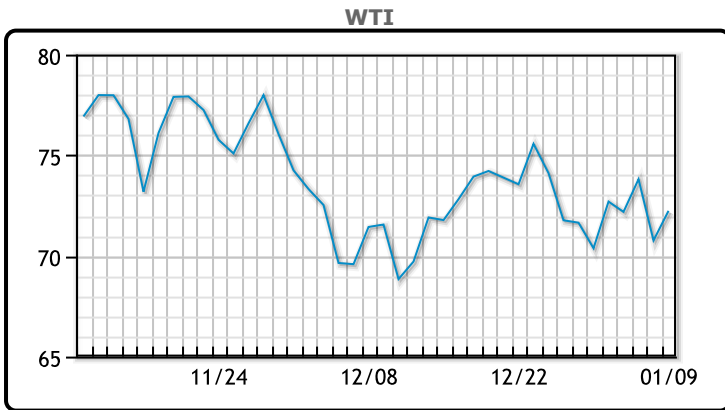
<https://www.pflpetroleum.com>  
 1865 Veterans Park Dr. Suite 303  
 Naples, Florida 34109  
 Phone: 239-390-2885  
 Fax: 239-949-0611  
 Jan 9, 2024 9:40 PM

Major Energy Futures		
	Settle	Change
Brent	77.59	1.47
Gas Oil	772.75	22
Natural Gas	3.19	0.21
RBOB	207.68	4.9
ULSD	265.04	7.35
WTI	72.24	1.47

**Market Commentary**

Oil prices climbed around 2% on Tuesday as the Middle East crisis and a Libyan supply outage pared the previous day's heavy losses. "The more attractive alternative for (oil tankers) right now is to make a dash for the United States, where crude oil is cheaper than Brent," said Bob Yawger, director of energy futures at Mizuho. Brent crude futures settled up \$1.47, or 1.9%, higher at \$77.59 a barrel, while U.S. West Texas Intermediate crude (WTI) ended up \$1.47, or 2.1%, higher at \$72.24.

## Crude & Product Markets

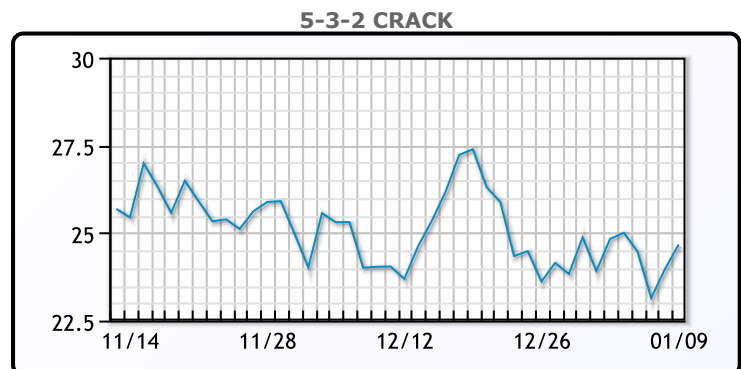
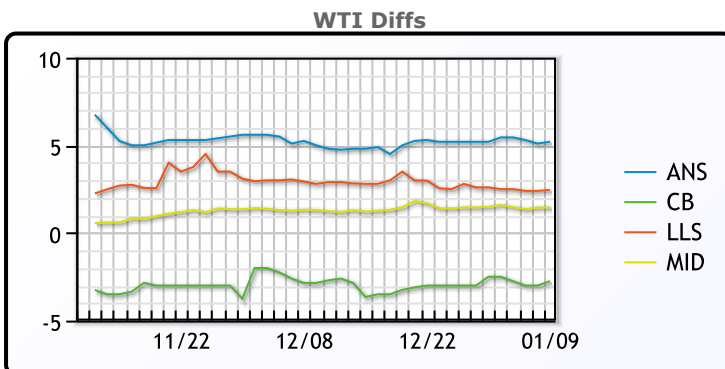


**CRUDE**

	Last	Week Ago	Month Ago
ANS	77.44	75.58	76.03
BLS	69.49	67.88	68.53
LLS	74.69	74.69	74.13
Mid	73.69	73.66	72.47
WTI	72.24	70.38	71.23

**PRODUCTS**

	Last	Week Ago	Month Ago
Gulf RBOB	1.9658	1.9766	1.8373
Gulf ULSD	2.5319	2.4544	2.236
NYH RBOB	2.0598	2.0926	2.0633
NYH ULSD	2.6384	2.5759	2.6065
USGC 3%	71.22	71.37	67.55



This report has been prepared by PFL Petroleum Limited personnel for your information only and the views expressed are intended to provide market commentary and are not recommendations. This report is not an offer to sell or a solicitation of any offer to buy any security. The information contained herein has been compiled by PFL from sources believed to be reliable, but no representation or warranty, express or implied, is made by PFL Petroleum Limited, its affiliates or any other person as to its accuracy, completeness or correctness. Copyright 2017 PFL Petroleum Limited. All Rights Reserved

**3-2-1 Crack**



**Gulf 3-2-1 Crack**



**NGLs**

**MB**

	Last	Week Ago	Month Ago
Butane	90.8	92	104.1
IsoButane	107.5	111.6	117.3
Natural Gasoline	144.3	139.8	141.3
Propane	73.4	68.4	69.1

**CONWAY**

	Last	Week Ago	Month Ago
Butane	105.9	109.1	114
IsoButane	126.8	142.5	140
Natural Gasoline	140	136.3	141
Propane	71.9	67.5	65.5

**MB NON**

	Last	Week Ago	Month Ago
Butane	98.3	99.5	108.5
IsoButane	107.5	111.6	117.3
Natural Gasoline	144	139.8	141.3
Propane	73.5	69	69.9

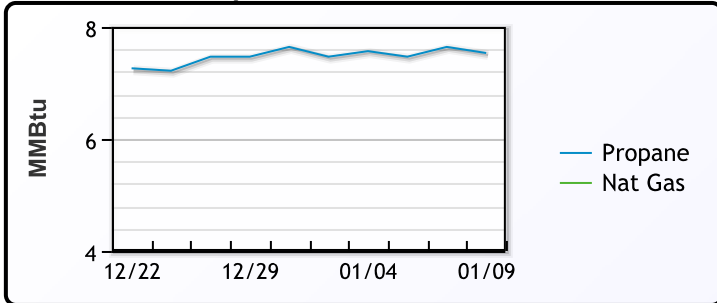
**EDMONTON**

	Last	Week Ago	Month Ago
Propane	50.9	48	48.5

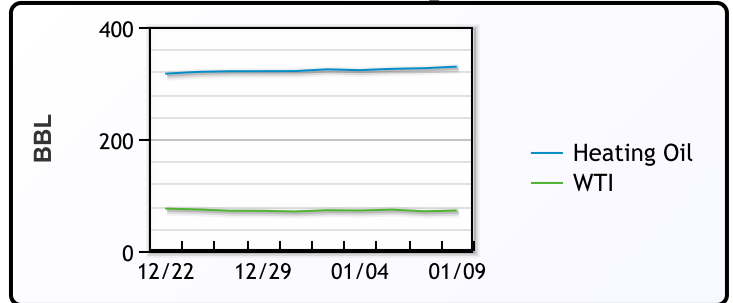
**SARNIA**

	Last	Week Ago	Month Ago
Propane	92	91.3	90

**Propane MT.B Tet vs Nat Gas**



**WTI vs Heating Oil**



**FX**

	Last	Change
CAD	1.3382	-0.0008
DXY	102.529	-0.041
Gold	2031.08	0.88

**RATES**

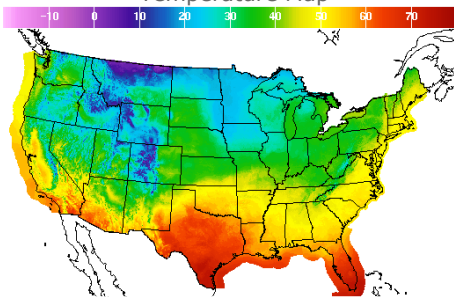
	Last	Change
US 2yr	4.358	-0.0062
US 10yr	4.0171	0.0038
CAN 10yr	3.224	-0.008

**EQUITIES**

	Last	Change
Nasdaq	14857.71	13.94
TSX	1267.073	-7.076
S&P 500	4756.5	-7.04

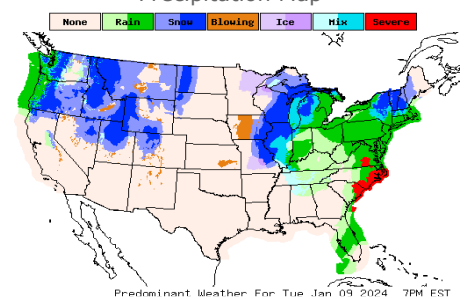
**Weather Data**

**Temperature Map**



City	HIGH °F	LOW °F
Calgary	19	5
Conway	10	-4
Cushing	38	26
Denver	38	19
Houston	56	44
Mont Belvieu	53	42
Sarnia	42	33
Williston	27	5

**Precipitation Map**



This report has been prepared by PFL Petroleum Limited personnel for your information only and the views expressed are intended to provide market commentary and are not recommendations. This report is not an offer to sell or a solicitation of any offer to buy any security. The information contained herein has been compiled by PFL from sources believed to be reliable, but no representation or warranty, express or implied, is made by PFL Petroleum Limited, its affiliates or any other person as to its accuracy, completeness or correctness. Copyright 2017 PFL Petroleum Limited. All Rights Reserved