



MARKET DAILY

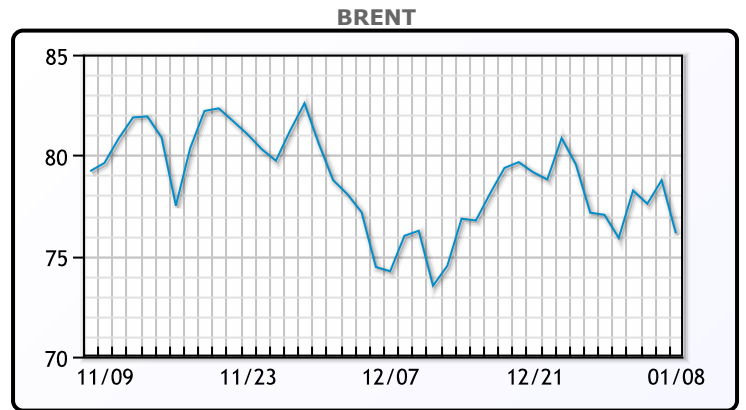
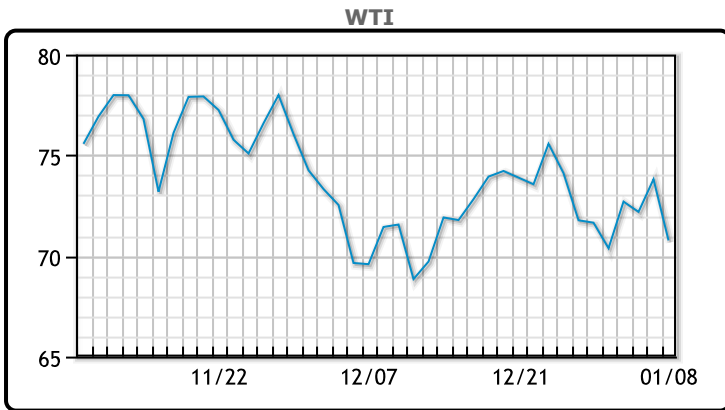
<https://www.pflpetroleum.com>
 1865 Veterans Park Dr. Suite 303
 Naples, Florida 34109
 Phone: 239-390-2885
 Fax: 239-949-0611
 Jan 8, 2024 6:42 PM

Major Energy Futures		
	Settle	Change
Brent	76.12	-2.64
Gas Oil	750.75	11.25
Natural Gas	2.98	0.087
RBOB	202.78	-7.77
ULSD	257.69	-3.16
WTI	70.77	-3.04

Market Commentary

Oil prices tanked today as Saudi Arabia cut its sale price. On Sunday, rising supply and competition from rival producers prompted Saudi Arabia to cut the February official selling price (OSP) of its flagship Arab Light crude to Asia to the lowest level in 27 months. "That's raising concerns about demand in China and global demand as well," Price Futures Group analyst Phil Flynn said. "The stock market is off to a weak start this year and this news from Saudi Arabia has caused the bottom to fall out." U.S. Secretary of State Antony Blinken held more talks with Arab leaders on Monday as part of a diplomatic push to stop the war in Gaza from spreading further. WTI traded up \$3.04 or 4.1% to close at \$70.77. Brent traded down \$2.64 or -3.4% to close at \$76.12

Crude & Product Markets

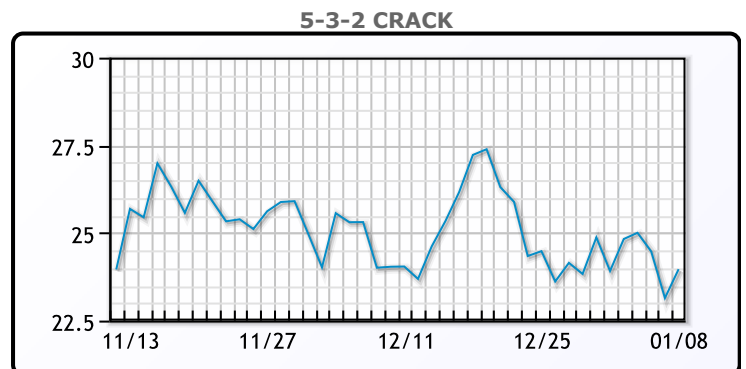
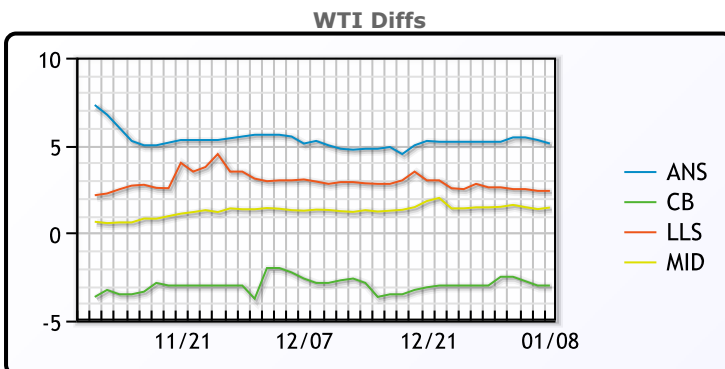


CRUDE

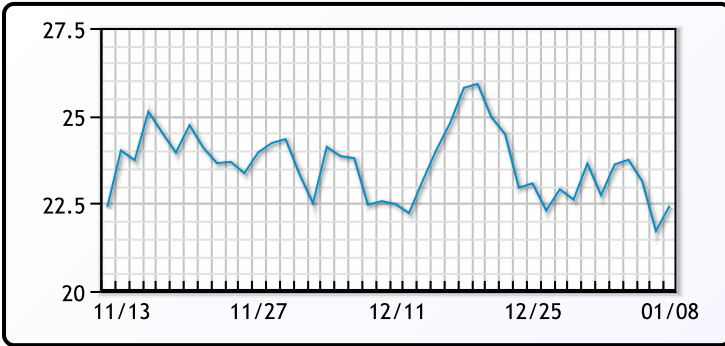
	Last	Week Ago	Month Ago
ANS	75.87	76.85	76.03
BLS	67.77	68.65	68.53
LLS	73.17	75.2	74.13
Mid	72.22	74.3	72.47
WTI	70.77	71.65	71.23

PRODUCTS

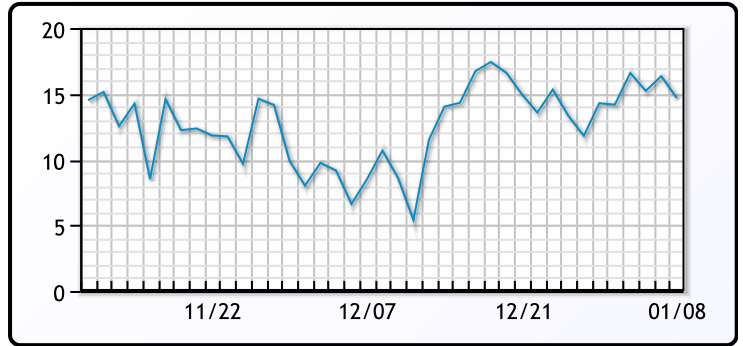
	Last	Week Ago	Month Ago
Gulf RBOB	1.9218	2.0171	1.8373
Gulf ULSD	2.4584	2.4599	2.236
NYH RBOB	2.0108	2.1406	2.0633
NYH ULSD	2.5649	2.5919	2.6065
USGC 3%	70.03	72.24	67.55



3-2-1 Crack



Gulf 3-2-1 Crack



NGLs

MB

	Last	Week Ago	Month Ago
Butane	94	104	105.5
IsoButane	110	113.5	115.5
Natural Gasoline	140.5	139.5	141.3
Propane	69	69.25	70

CONWAY

	Last	Week Ago	Month Ago
Butane	106	113	112
IsoButane	126	136	139.5
Natural Gasoline	137	140.5	141
Propane	68.25	69	66.75

MB NON

	Last	Week Ago	Month Ago
Butane	97	107	108.5
IsoButane	110	113.5	115.5
Natural Gasoline	140.5	139.5	140.25
Propane	69.4	73	69.9

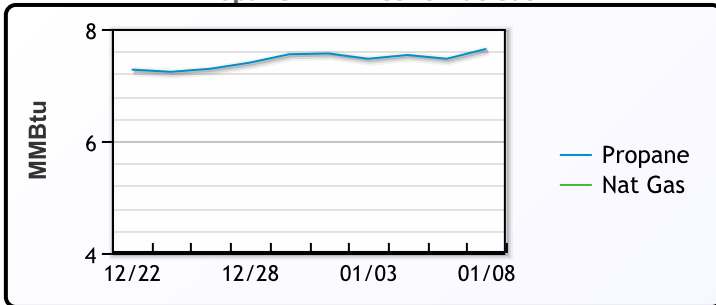
EDMONTON

	Last	Week Ago	Month Ago
Propane	48.9	51.5	48.5

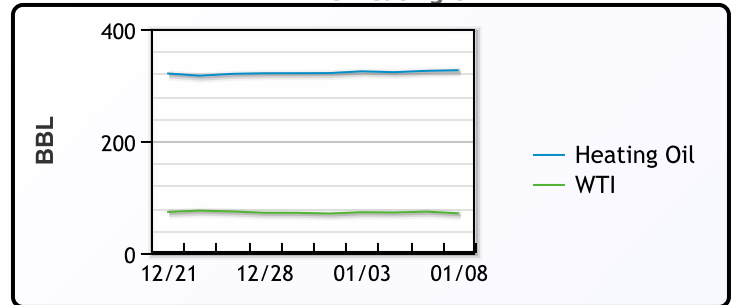
SARNIA

	Last	Week Ago	Month Ago
Propane	89.5	90.3	90

Propane MT.B Tet vs Nat Gas



WTI vs Heating Oil



FX

	Last	Change
CAD	1.3352	0.0004
DXY	102.209	-0.203
Gold	2029.05	0.98

RATES

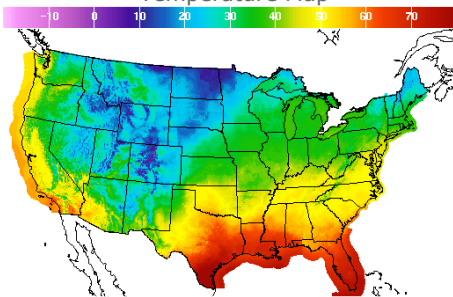
	Last	Change
US 2yr	4.3746	-0.0061
US 10yr	4.0305	-0.0152
CAN 10yr	3.232	-0.026

EQUITIES

	Last	Change
Nasdaq	14843.77	319.7
TSX	1274.149	8.504
S&P 500	4763.54	66.3

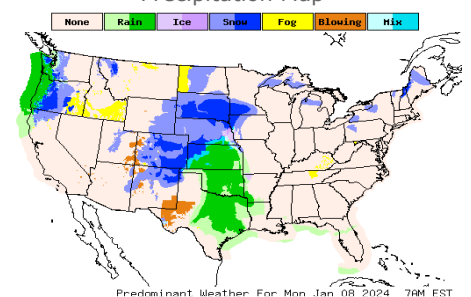
Weather Data

Temperature Map



City	HIGH °F	LOW °F
Calgary	22	2
Conway	10	0
Cushing	47	40
Denver	28	21
Houston	72	52
Mont Belvieu	68	54
Sarnia	36	31
Williston	16	4

Precipitation Map



This report has been prepared by PFL Petroleum Limited personnel for your information only and the views expressed are intended to provide market commentary and are not recommendations. This report is not an offer to sell or a solicitation of any offer to buy any security. The information contained herein has been compiled by PFL from sources believed to be reliable, but no representation or warranty, express or implied, is made by PFL Petroleum Limited, its affiliates or any other person as to its accuracy, completeness or correctness. Copyright 2017 PFL Petroleum Limited. All Rights Reserved