



MARKET DAILY

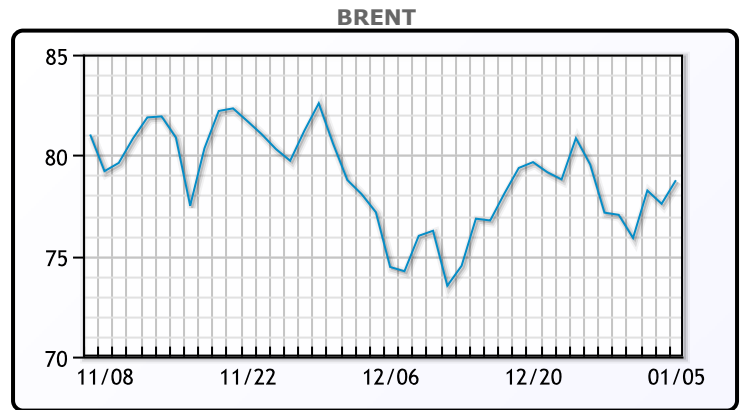
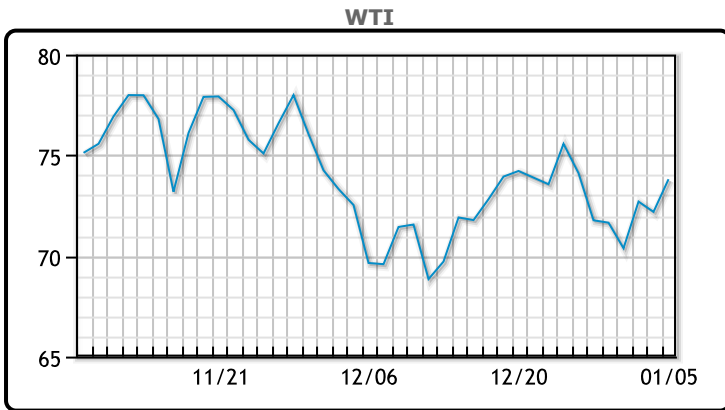
<https://www.pflpetroleum.com>
 1865 Veterans Park Dr. Suite 303
 Naples, Florida 34109
 Phone: 239-390-2885
 Fax: 239-949-0611
 Jan 5, 2024 7:42 PM

Major Energy Futures		
	Settle	Change
Brent	78.76	1.17
Gas Oil	765.75	-18.75
Natural Gas	2.893	0.153
RBOB	210.55	-4.8
ULSD	260.85	-1.6
WTI	73.81	1.62

Market Commentary

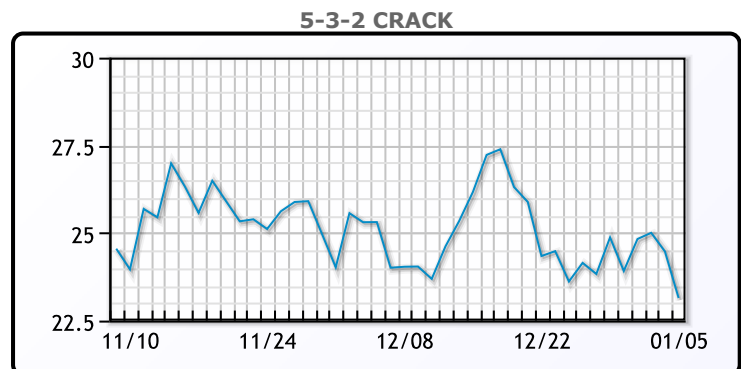
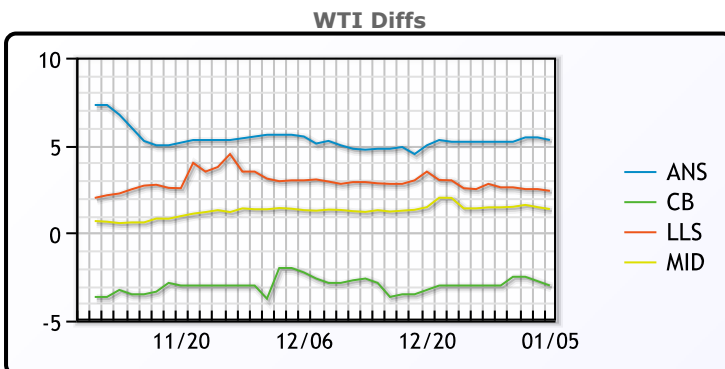
Oil prices settled higher today closing out higher for the first week of the year. Both contracts rebounded from losses yesterday on large refined products builds. "With the tensions in the Middle East, the geopolitical trading premium has to get pushed higher," said John Kilduff, partner at Again Capital LLC. "It's hard for traders to fight the headlines." U.S. employers hired more workers than expected in December while raising wages at a solid clip, prompting financial markets to dial back expectations that the Federal Reserve would start cutting interest rates in March. Non-farm payrolls increased by 216,000 jobs last month, the Labor Department said. Economists polled by Reuters had forecast payrolls rising by 170,000 jobs. WTI \$1.62 or 2.24% to close at \$73.81. Brent traded up \$1.17 or 1.51% to close at \$78.76.

Crude & Product Markets

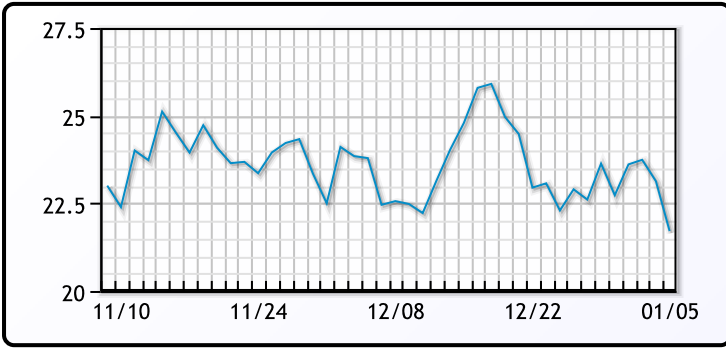


	Last	Week Ago	Month Ago
ANS	79.11	76.85	77.42
BLS	70.81	68.65	69.72
LLS	76.21	74.25	75.37
Mid	75.17	73.11	73.59
WTI	73.81	71.65	72.32

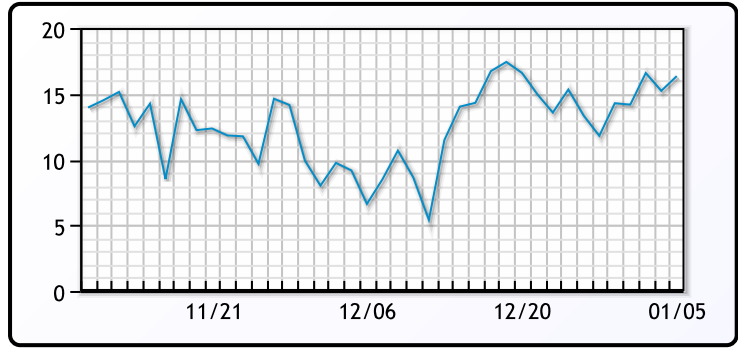
	Last	Week Ago	Month Ago
Gulf RBOB	1.9945	1.9578	1.8903
Gulf ULSD	2.4875	2.3814	2.3361
NYH RBOB	2.088	2.097	2.1378
NYH ULSD	2.60175	2.5422	2.6961
USGC 3%	72.63	70.86	65.15



3-2-1 Crack



Gulf 3-2-1 Crack



NGLs

MB

	Last	Week Ago	Month Ago
Butane	93.3	100.5	94.6
IsoButane	111.3	114	115.2
Natural Gasoline	145.3	139.5	144.3
Propane	70	70	69.8

CONWAY

	Last	Week Ago	Month Ago
Butane	105.7	115.8	110
IsoButane	125	147	140
Natural Gasoline	142.8	140.8	145.9
Propane	69	71	66.8

MB NON

	Last	Week Ago	Month Ago
Butane	100.8	108	98.8
IsoButane	111.3	114	115.2
Natural Gasoline	145.3	139.5	144.3
Propane	70.4	73	70.3

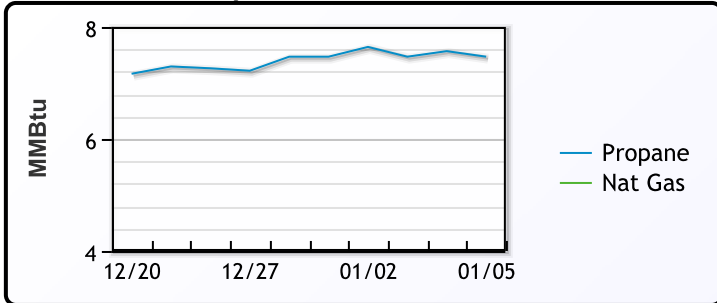
EDMONTON

	Last	Week Ago	Month Ago
Propane	50	51.5	50.8

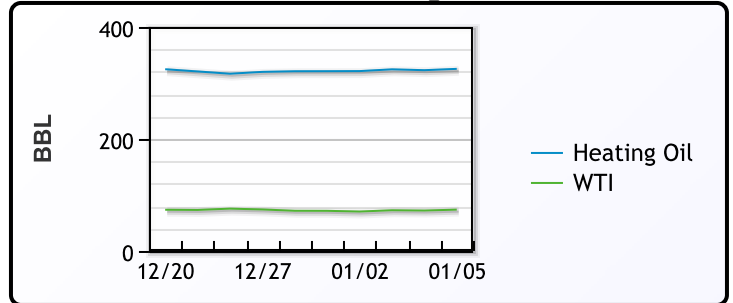
SARNIA

	Last	Week Ago	Month Ago
Propane	89.5	90.3	88

Propane MT.B Tet vs Nat Gas



WTI vs Heating Oil



FX

	Last	Change
CAD	1.3363	0.0013
DXY	102.412	-0.01
Gold	2045.45	1.8

RATES

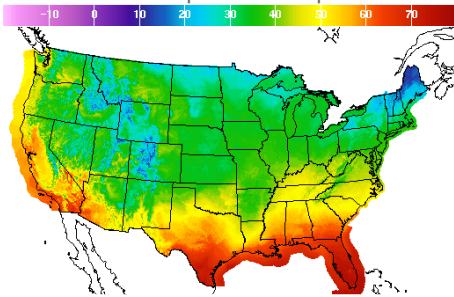
	Last	Change
US 2yr	4.3807	-0.0038
US 10yr	4.0457	0.0469
CAN 10yr	3.258	0.021

EQUITIES

	Last	Change
Nasdaq	14524.07	13.77
TSX	1265.645	3.656
S&P 500	4697.24	8.56

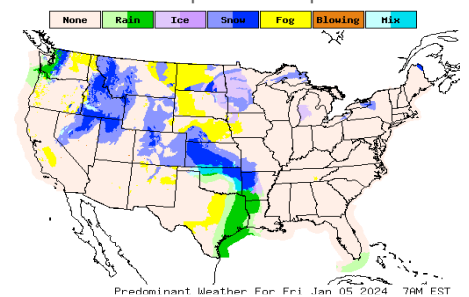
Weather Data

Temperature Map



City	HIGH °F	LOW °F
Calgary	33	18
Conway	24	8
Cushing	42	34
Denver	37	30
Houston	60	52
Mont Belvieu	56	50
Sarnia	31	22
Williston	27	16

Precipitation Map



This report has been prepared by PFL Petroleum Limited personnel for your information only and the views expressed are intended to provide market commentary and are not recommendations. This report is not an offer to sell or a solicitation of any offer to buy any security. The information contained herein has been compiled by PFL from sources believed to be reliable, but no representation or warranty, express or implied, is made by PFL Petroleum Limited, its affiliates or any other person as to its accuracy, completeness or correctness. Copyright 2017 PFL Petroleum Limited. All Rights Reserved