



MARKET DAILY

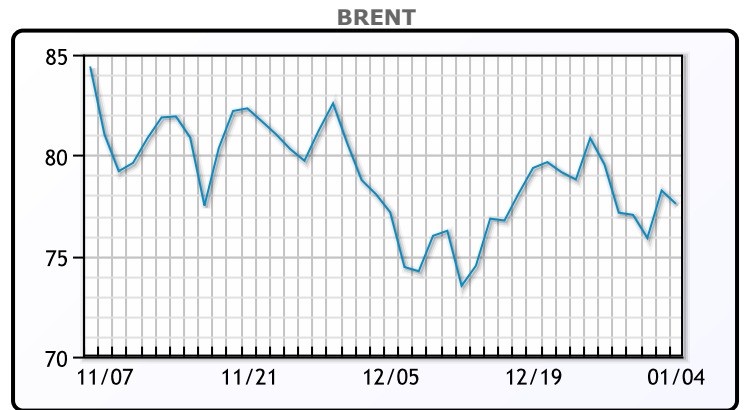
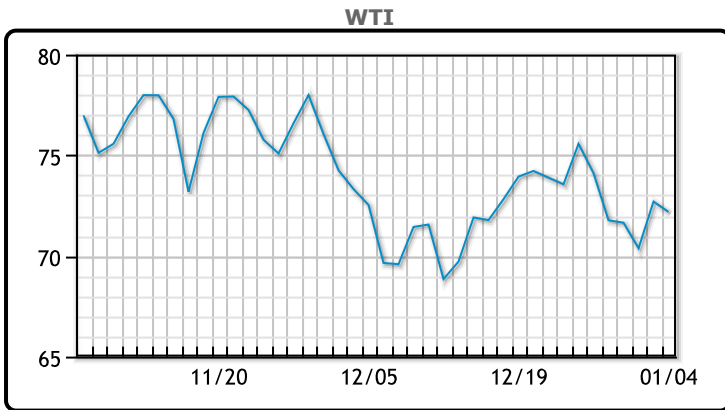
<https://www.pflpetroleum.com>
 1865 Veterans Park Dr. Suite 303
 Naples, Florida 34109
 Phone: 239-390-2885
 Fax: 239-949-0611
 Jan 4, 2024 6:30 PM

Major Energy Futures		
	Settle	Change
Brent	77.59	-0.66
Gas Oil	754.5	22
Natural Gas	2.821	0.153
RBOB	211.01	-4.8
ULSD	258.84	-1.6
WTI	72.19	-0.54

Market Commentary

Oil was lower today in a choppy session as a massive build in gasoline and distillate stocks sent prices downward. Gasoline stocks rose by 10.9 MM/bbls, the highest weekly rise in 30 years. Distillate stocks rose 10.1 M/bbls. Today's EIA report also showed low fuel demand. "The key Northeast region is still indicating relatively mild temperatures well into the 3rd week of this month in likely limiting diesel gains," said Jim Ritterbusch, president of Ritterbusch and Associates LLC in Galena, Illinois. Today's fuel build overshadowed the draw in crude inventories of 5.5MM/bbls. WTI traded down \$.51 or -.7% to close at \$72.19. Brent traded down \$.66 or -.8% to close at \$77.59.

Crude & Product Markets

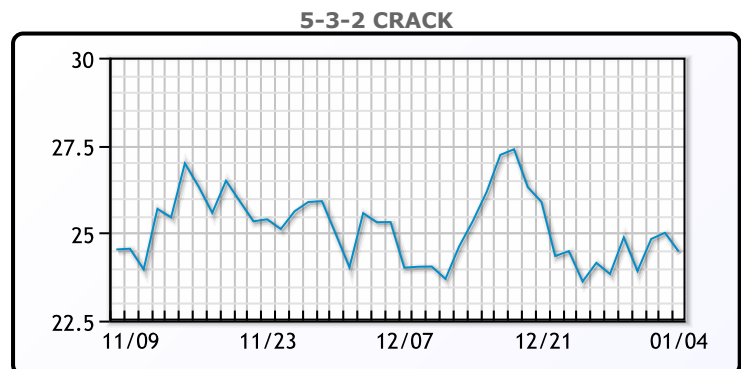
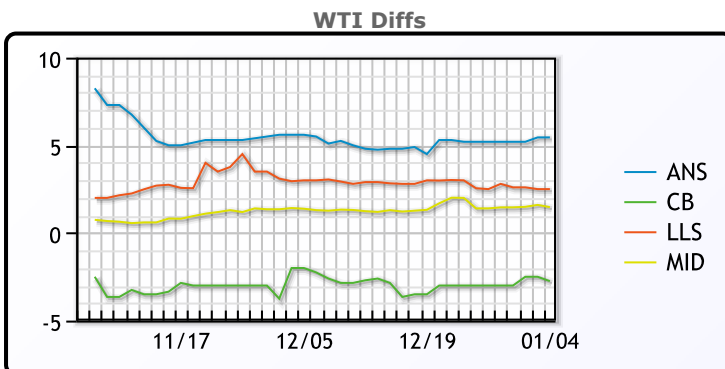


CRUDE

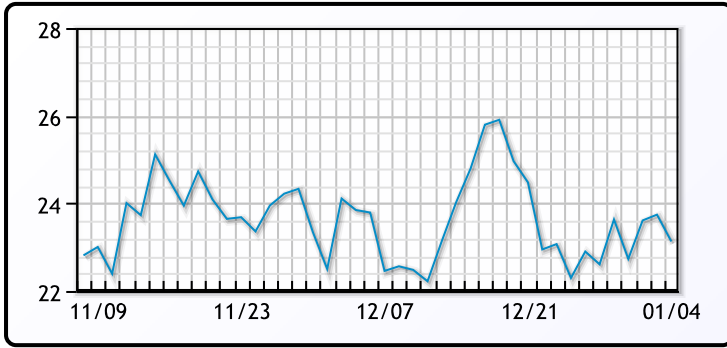
	Last	Week Ago	Month Ago
ANS	77.64	76.97	78.54
BLS	69.44	68.77	70.79
LLS	74.69	74.25	76.04
Mid	73.66	73.11	74.34
WTI	72.19	71.77	73.04

PRODUCTS

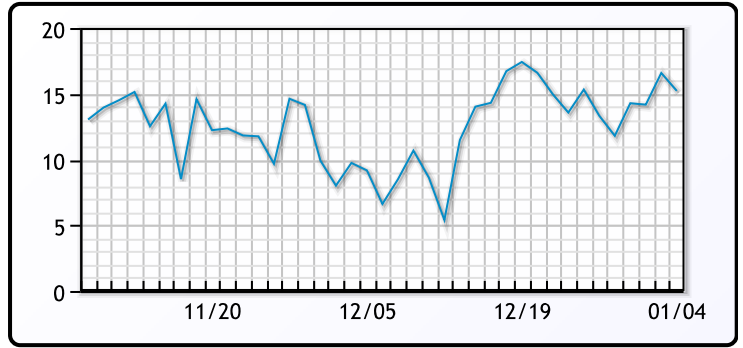
	Last	Week Ago	Month Ago
Gulf RBOB	1.9766	1.9578	1.9142
Gulf ULSD	2.4544	2.3814	2.3652
NYH RBOB	2.0926	2.097	2.1632
NYH ULSD	2.5759	2.5422	2.7147
USGC 3%	72.24	70.86	66.85



3-2-1 Crack



Gulf 3-2-1 Crack



NGLs

MB

	Last	Week Ago	Month Ago
Butane	99	104.5	101
IsoButane	113	114	122
Natural Gasoline	142.4	138.5	145.8
Propane	68.375	69.125	71.25

CONWAY

	Last	Week Ago	Month Ago
Butane	110	113.5	111
IsoButane	131	136	145
Natural Gasoline	139.5	140	147
Propane	67.75	68	68

MB NON

	Last	Week Ago	Month Ago
Butane	102	107.5	104
IsoButane	113	114	122
Natural Gasoline	142	138.5	146.25
Propane	68.4	72	73

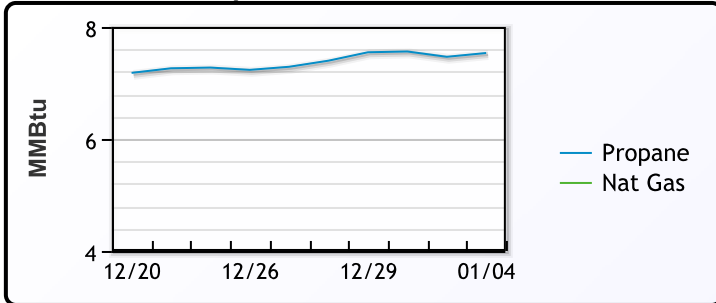
EDMONTON

	Last	Week Ago	Month Ago
Propane	48.8	47.4	52.3

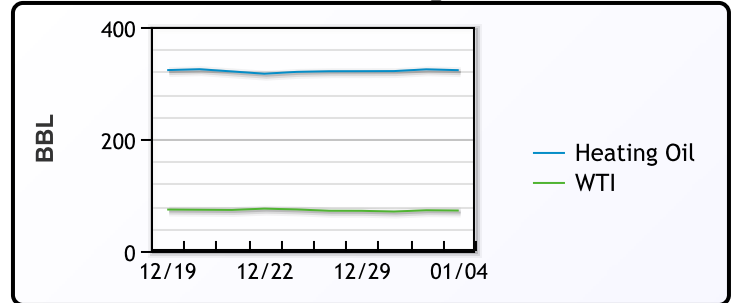
SARNIA

	Last	Week Ago	Month Ago
Propane	90.8	88.9	88

Propane MT.B Tet vs Nat Gas



WTI vs Heating Oil



FX

	Last	Change
CAD	1.3355	0.0005
DXY	102.422	-0.072
Gold	2042.96	-0.69

RATES

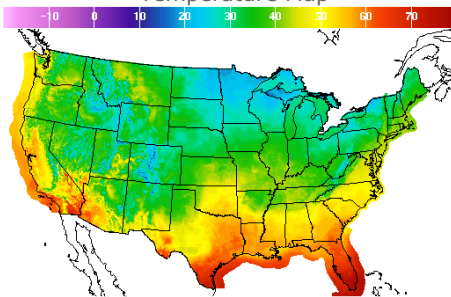
	Last	Change
US 2yr	4.3845	0.054
US 10yr	3.9988	0.0826
CAN 10yr	3.237	0.082

EQUITIES

	Last	Change
Nasdaq	14510.3	-81.91
TSX	1261.989	3.093
S&P 500	4688.68	-16.13

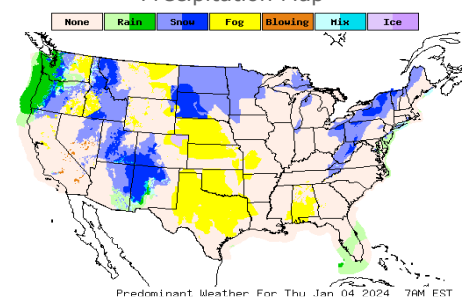
Weather Data

Temperature Map



City	HIGH °F	LOW °F
Calgary	35	21
Conway	21	8
Cushing	48	32
Denver	33	30
Houston	58	47
Mont Belvieu	57	43
Sarnia	29	25
Williston	30	17

Precipitation Map



This report has been prepared by PFL Petroleum Limited personnel for your information only and the views expressed are intended to provide market commentary and are not recommendations. This report is not an offer to sell or a solicitation of any offer to buy any security. The information contained herein has been compiled by PFL from sources believed to be reliable, but no representation or warranty, express or implied, is made by PFL Petroleum Limited, its affiliates or any other person as to its accuracy, completeness or correctness. Copyright 2017 PFL Petroleum Limited. All Rights Reserved