



MARKET DAILY

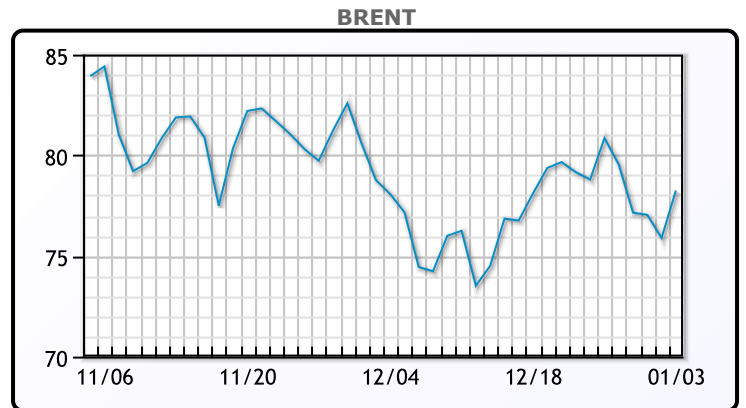
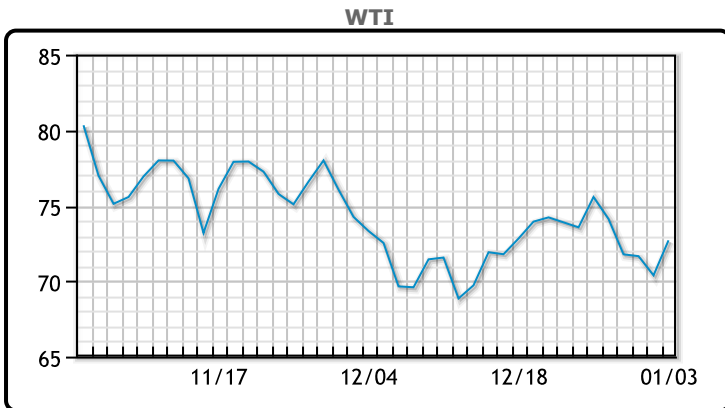
<https://www.pflpetroleum.com>
 1865 Veterans Park Dr. Suite 303
 Naples, Florida 34109
 Phone: 239-390-2885
 Fax: 239-949-0611
 Jan 3, 2024 8:17 PM

Major Energy Futures		
	Settle	Change
Brent	78.25	2.36
Gas Oil	773.25	22
Natural Gas	2.668	0.1
RBOB	215.81	6.32
ULSD	260.44	7.86
WTI	72.7	2.32

Market Commentary

Oil had a strong session today settling up about 3% as tensions in the Middle East continue to mount. Tensions are flaring from Gaza to Lebanon and the Red Sea prompting concerns that a wider Middle East conflict could develop and close crucial oil transport waterways. Federal Reserve officials appeared increasingly convinced inflation was coming under control, according to the minutes of U.S. central bank's December meeting. The Fed is widely expected to keep rates on hold in January but traders have priced in a 65.7% chance of a 25 basis point rate cut in March. WTI traded up \$2.32 or 3.3% to close at \$72.70. Brent traded up \$2.36 or 3.1% to close at \$78.25.

Crude & Product Markets

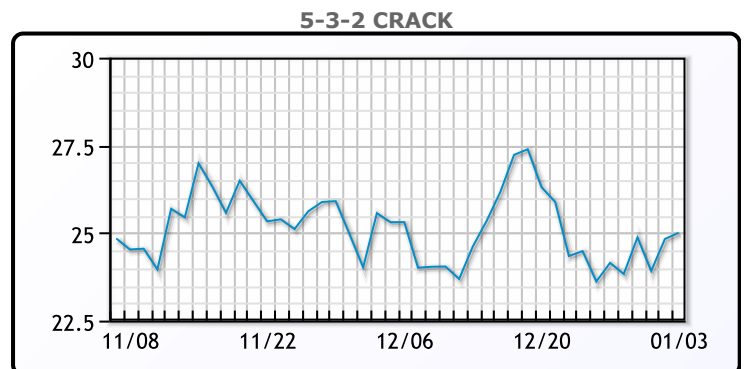
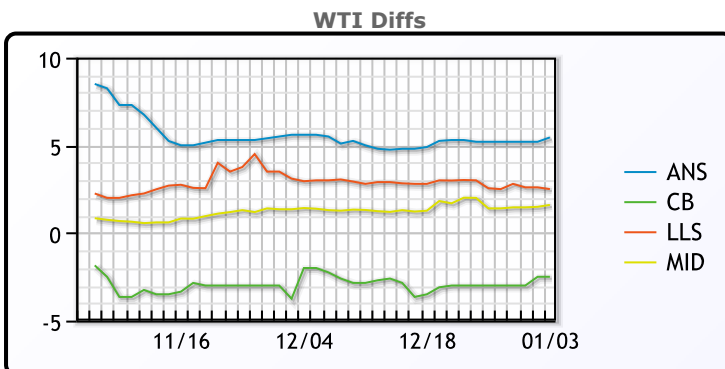


CRUDE

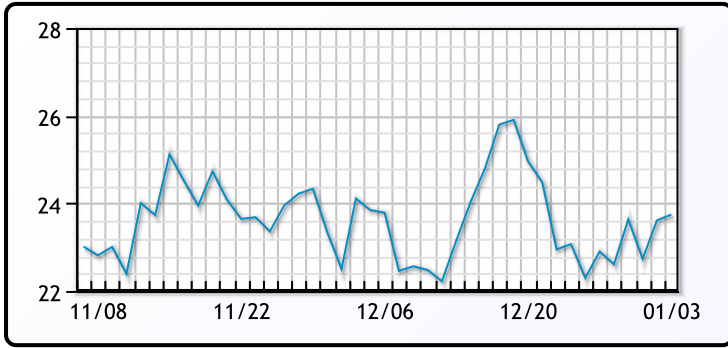
	Last	Week Ago	Month Ago
ANS	78.15	79.31	79.67
BLS	70.2	71.11	72.07
LLS	75.2	74.25	77.07
Mid	74.3	73.11	75.45
WTI	72.7	74.11	74.07

PRODUCTS

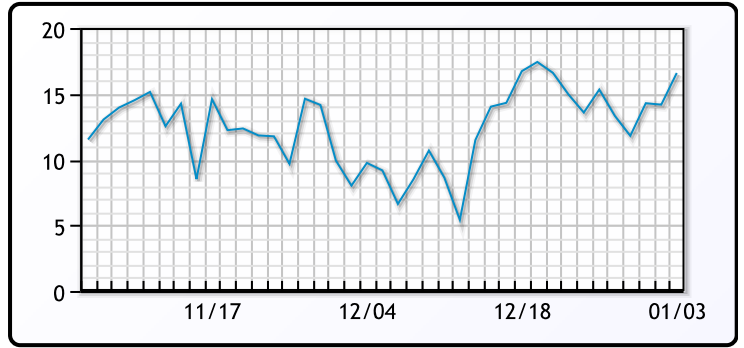
	Last	Week Ago	Month Ago
Gulf RBOB	2.0171	1.9578	1.9086
Gulf ULSD	2.4599	2.3814	2.414
NYH RBOB	2.1406	2.097	2.1521
NYH ULSD	2.5919	2.5422	2.7425
USGC 3%	69.88	72.16	66.85



3-2-1 Crack



Gulf 3-2-1 Crack



NGLs

MB

	Last	Week Ago	Month Ago
Butane	95.5	98	96
IsoButane	110	109.9	115.1
Natural Gasoline	144.4	142.5	145.4
Propane	69.3	68.4	70.5

CONWAY

	Last	Week Ago	Month Ago
Butane	110.5	110	109.1
IsoButane	138	128.8	140
Natural Gasoline	141	143.3	148
Propane	68.3	66.4	67.5

MB NON

	Last	Week Ago	Month Ago
Butane	103	105.5	100.1
IsoButane	110	109.9	115.1
Natural Gasoline	144.4	142.5	145.4
Propane	69.8	71	72.5

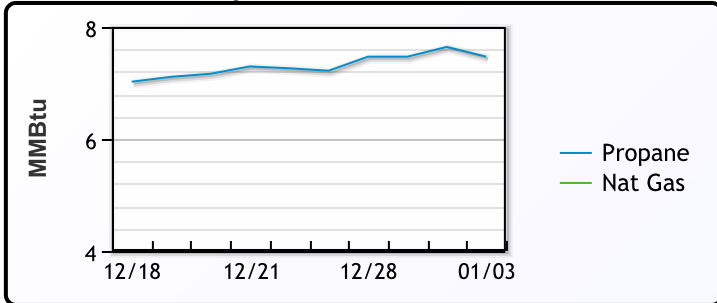
EDMONTON

	Last	Week Ago	Month Ago
Propane	49.3	46.4	50

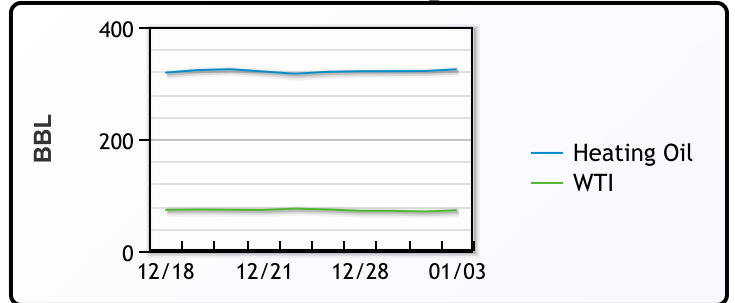
SARNIA

	Last	Week Ago	Month Ago
Propane	91.3	89	88

Propane MT.B Tet vs Nat Gas



WTI vs Heating Oil



FX

	Last	Change
CAD	1.3349	-0.0004
DXY	102.442	-0.052
Gold	2042.53	1.04

RATES

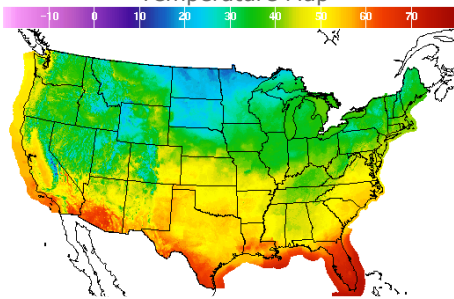
	Last	Change
US 2yr	4.3264	-0.0041
US 10yr	3.918	0.0018
CAN 10yr	3.155	-0.025

EQUITIES

	Last	Change
Nasdaq	14592.21	-173.73
TSX	1258.896	-1.964
S&P 500	4704.81	-38.02

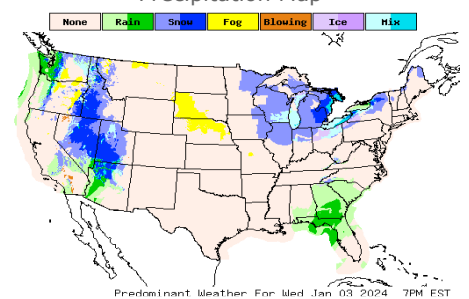
Weather Data

Temperature Map



City	HIGH °F	LOW °F
Calgary	25	18
Conway	17	7
Cushing	47	31
Denver	43	32
Houston	57	46
Mont Belvieu	55	43
Sarnia	34	30
Williston	21	12

Precipitation Map



This report has been prepared by PFL Petroleum Limited personnel for your information only and the views expressed are intended to provide market commentary and are not recommendations. This report is not an offer to sell or a solicitation of any offer to buy any security. The information contained herein has been compiled by PFL from sources believed to be reliable, but no representation or warranty, express or implied, is made by PFL Petroleum Limited, its affiliates or any other person as to its accuracy, completeness or correctness. Copyright 2017 PFL Petroleum Limited. All Rights Reserved