



# MARKET DAILY

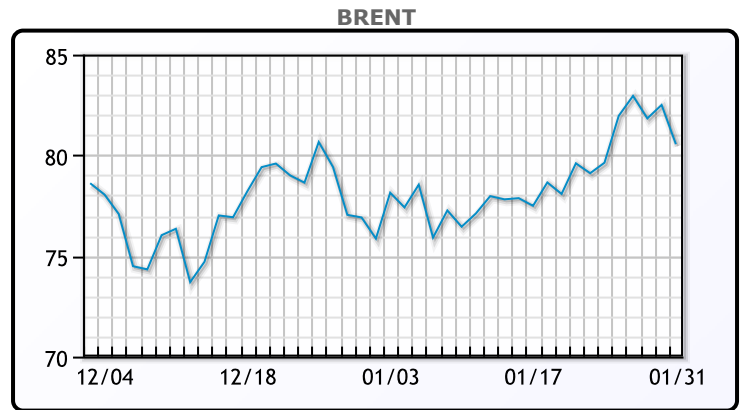
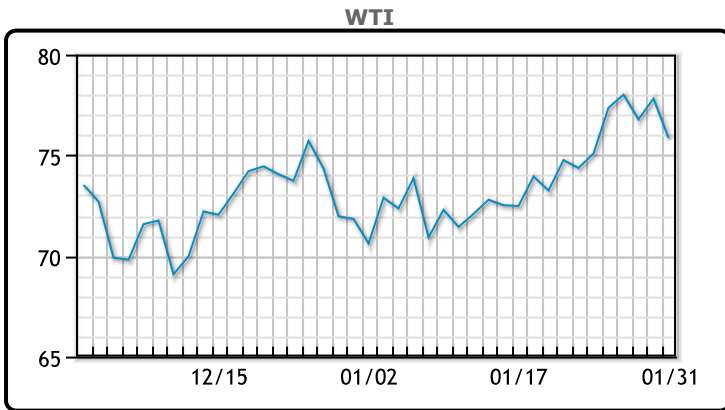
<https://www.pflpetroleum.com>  
 1865 Veterans Park Dr. Suite 303  
 Naples, Florida 34109  
 Phone: 239-390-2885  
 Fax: 239-949-0611  
 Jan 31, 2024 6:09 PM

Major Energy Futures		
	Settle	Change
Brent	80.55	-1.89
Gas Oil	855	-7.25
Natural Gas	2.1	0.023
RBOB	223.12	-6.56
ULSD	278.52	0.86
WTI	75.85	-1.97

**Market Commentary**

Oil prices settled lower today pressured by economic activity in China. Manufacturing activity in China, the world's second-largest economy, contracted for a fourth straight month in January, an official factory survey showed on Wednesday. The latest sign of the broader Chinese economy struggling to regain momentum came days after a court ordered the liquidation of troubled property developer China Evergrande. "The factory data confirms our view that China, at least for now, is an impediment to global oil demand growth," said Tamas Varga of oil broker PVM. U.S. policymakers, meanwhile, kept rates unchanged this week. Economist predictions suggested that a cut is unlikely before June, given continuing strength in household spending and uncertainty over the economic outlook. WTI traded down \$1.97 or -2.5% to close at Brent traded down \$1.89 or -2.3% to close at \$80.55.

## Crude & Product Markets

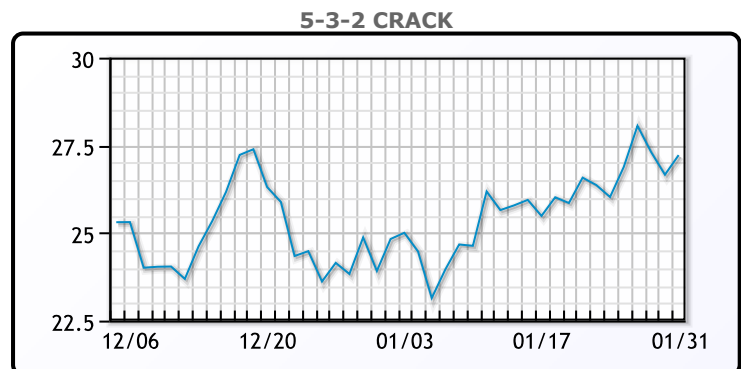
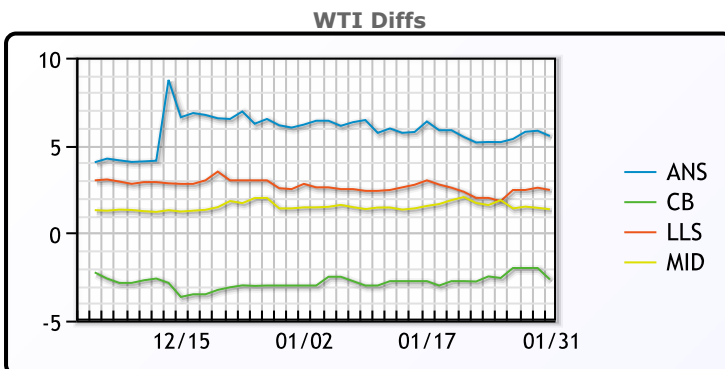


**CRUDE**

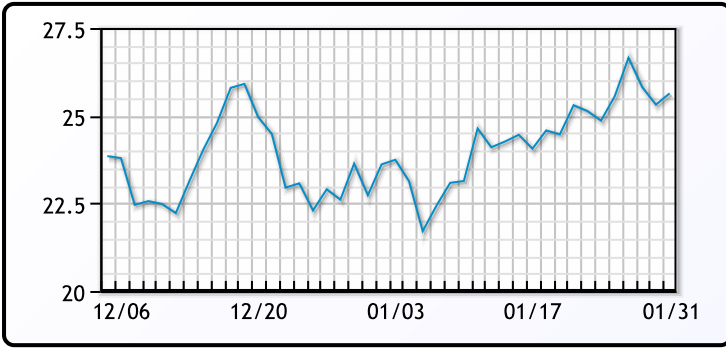
	Last	Week Ago	Month Ago
ANS	81.38	83.37	78.05
BLS	73.2	73.14	68.65
LLS	78.3	80.46	74.25
Mid	77.2	79.41	73.11
WTI	75.85	78.01	71.65

**PRODUCTS**

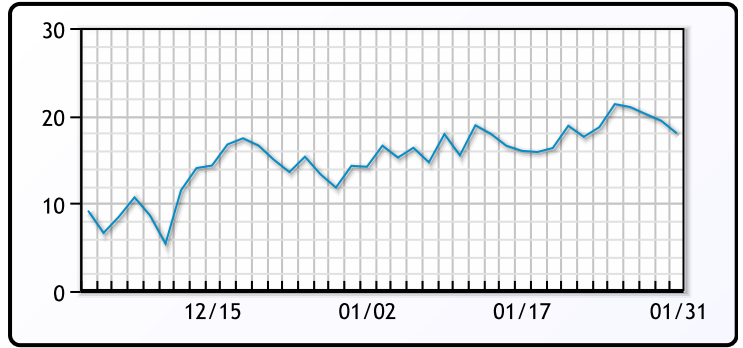
	Last	Week Ago	Month Ago
Gulf RBOB	2.1437	2.2408	1.9578
Gulf ULSD	2.7077	2.7247	2.3814
NYH RBOB	2.2616	2.2766	2.097
NYH ULSD	2.7977	2.8359	2.5422
USGC 3%	68.07	71.06	70.86



3-2-1 Crack



Gulf 3-2-1 Crack



NGLs

MB

	Last	Week Ago	Month Ago
Butane	101.5	103.25	104
IsoButane	114	119	113.5
Natural Gasoline	150.8	148.8	139.5
Propane	91.5	83.75	69.25

CONWAY

	Last	Week Ago	Month Ago
Butane	108.5	114	113
IsoButane	161	142	136
Natural Gasoline	144	149.5	140.5
Propane	88	80.5	69

MB NON

	Last	Week Ago	Month Ago
Butane	105.5	106.25	107
IsoButane	114	119	113.5
Natural Gasoline	150.5	148.25	139.5
Propane	91.8	86.8	73

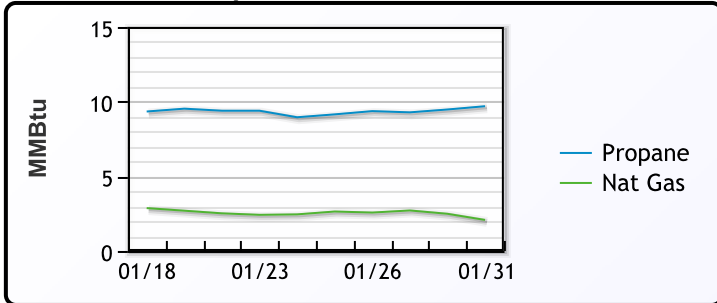
EDMONTON

	Last	Week Ago	Month Ago
Propane	61.6	55.5	51.5

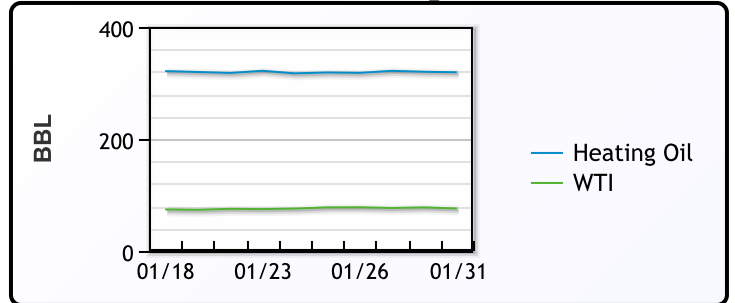
SARNIA

	Last	Week Ago	Month Ago
Propane	111	112	90.3

Propane MT.B Tet vs Nat Gas



WTI vs Heating Oil



FX

	Last	Change
CAD	1.3434	-0.0001
DXY	103.535	0.138
Gold	2040.86	1.34

RATES

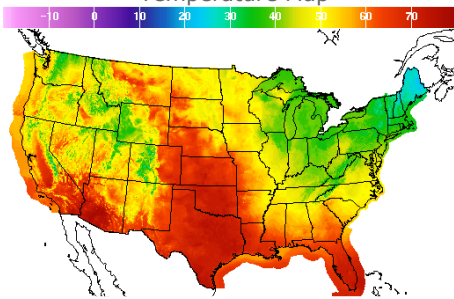
	Last	Change
US 2yr	4.2067	-0.1278
US 10yr	3.9124	-0.1195
CAN 10yr	3.322	-0.086

EQUITIES

	Last	Change
Nasdaq	15164.01	-345.89
TSX	1268.158	-12.115
S&P 500	4845.65	-79.32

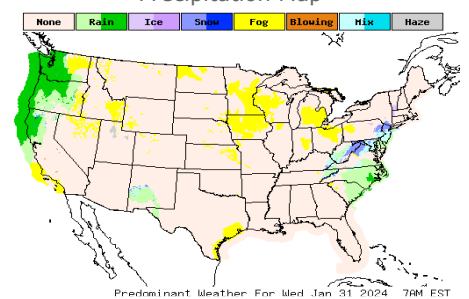
Weather Data

Temperature Map



City	HIGH °F	LOW °F
Calgary	42	28
Conway	47	30
Cushing	69	47
Denver	58	39
Houston	73	54
Mont Belvieu	70	52
Sarnia	36	31
Williston	52	30

Precipitation Map



This report has been prepared by PFL Petroleum Limited personnel for your information only and the views expressed are intended to provide market commentary and are not recommendations. This report is not an offer to sell or a solicitation of any offer to buy any security. The information contained herein has been compiled by PFL from sources believed to be reliable, but no representation or warranty, express or implied, is made by PFL Petroleum Limited, its affiliates or any other person as to its accuracy, completeness or correctness. Copyright 2017 PFL Petroleum Limited. All Rights Reserved