



MARKET DAILY

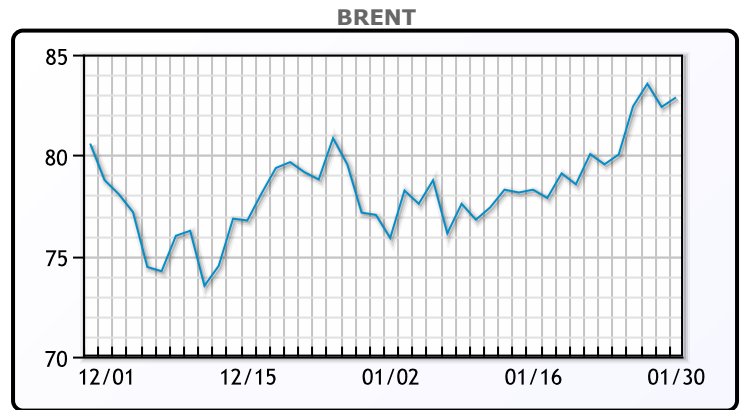
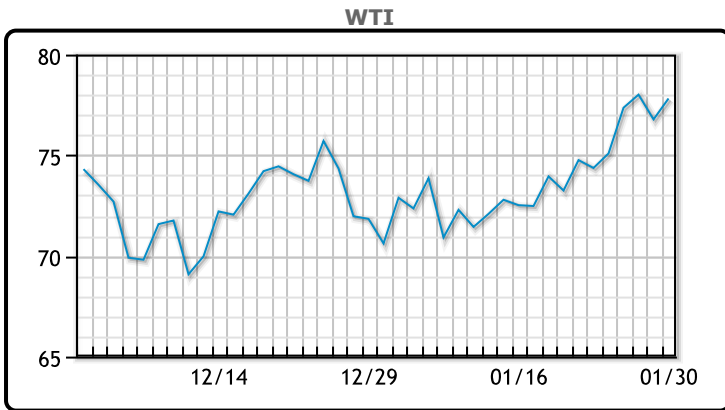
<https://www.pflpetroleum.com>
 1865 Veterans Park Dr. Suite 303
 Naples, Florida 34109
 Phone: 239-390-2885
 Fax: 239-949-0611
 Jan 30, 2024 7:43 PM

Major Energy Futures		
	Settle	Change
Brent	82.87	0.47
Gas Oil	847.5	19.25
Natural Gas	2.077	0.023
RBOB	226.07	-6.56
ULSD	280.68	-0.95
WTI	77.82	1.04

Market Commentary

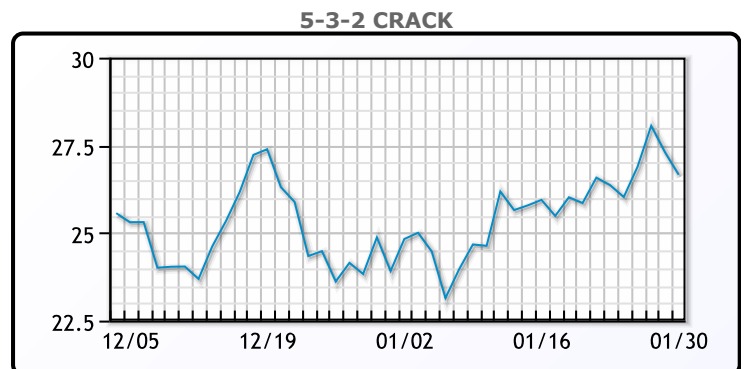
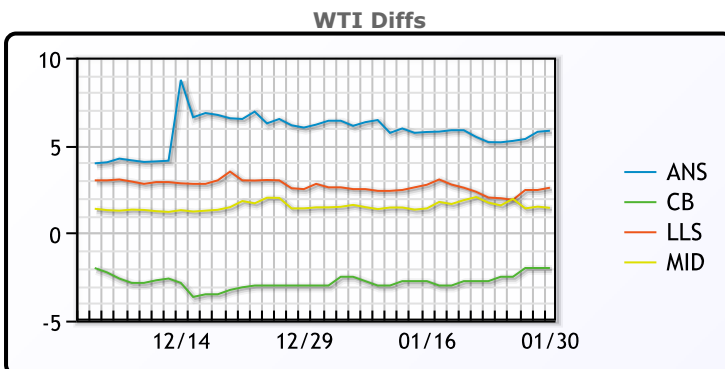
Oil prices were higher today as global tensions outweighed concerns about Chinese demand. On Monday, both crude contracts fell by more than \$1 as a deepening real estate crisis in China fueled concerns over demand in the world's biggest crude consumer, with a Hong Kong court ordering the liquidation of property company China Evergrande Group. "There's still concerns about what we've seen in China, but the fundamentals, from a supply risk standpoint, are still very bullish," said Phil Flynn, analyst with Price Futures Group. On the supply side, Saudi Aramco said it had received a directive from the Saudi energy ministry to maintain its maximum sustainable capacity at 12 million bpd and not to continue increasing it to 13 million bpd. WTI traded up \$1.04 or 1.35% to close at \$77.82. Brent traded up \$.47 to close at \$82.87.

Crude & Product Markets

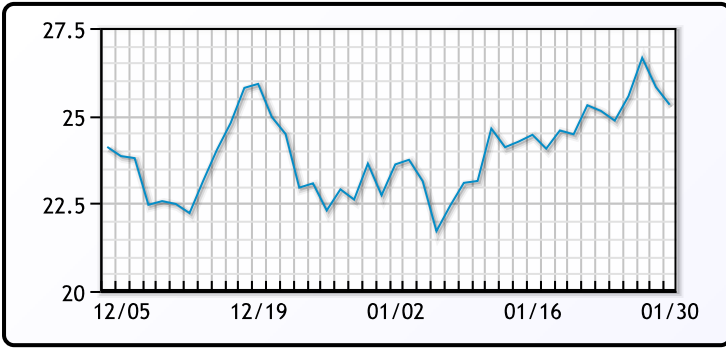


CRUDE			
	Last	Week Ago	Month Ago
ANS	83.65	83.06	78.05
BLS	75.82	72.02	68.65
LLS	80.4	79.7	74.25
Mid	79.25	79.75	73.11
WTI	77.82	74.77	71.65

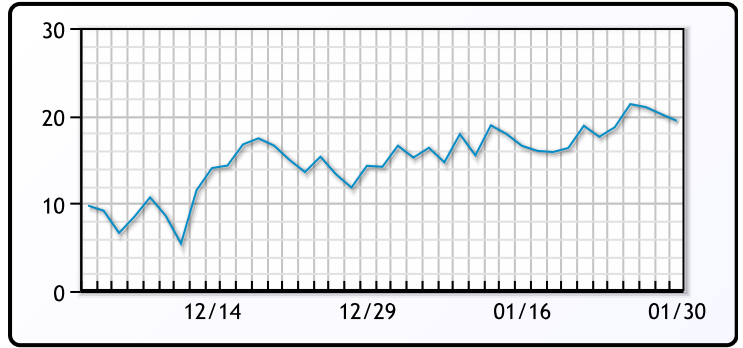
PRODUCTS			
	Last	Week Ago	Month Ago
Gulf RBOB	2.2138	2.1835	1.9578
Gulf ULSD	2.6916	2.6795	2.3814
NYH RBOB	2.2432	2.2494	2.097
NYH ULSD	2.7643	2.7779	2.5422
USGC 3%	68.07	71.06	70.86



3-2-1 Crack



Gulf 3-2-1 Crack



NGLs

MB

	Last	Week Ago	Month Ago
Butane	97.8	99.3	100.5
IsoButane	115.4	119	114
Natural Gasoline	154.5	147.6	139.5
Propane	89	81.8	70

CONWAY

	Last	Week Ago	Month Ago
Butane	116	112	115.8
IsoButane	164	142.5	147
Natural Gasoline	146	144	140.8
Propane	84.5	77.5	71

MB NON

	Last	Week Ago	Month Ago
Butane	105.3	106.8	108
IsoButane	115.4	119	114
Natural Gasoline	154.5	147.6	139.5
Propane	89.7	83.5	73

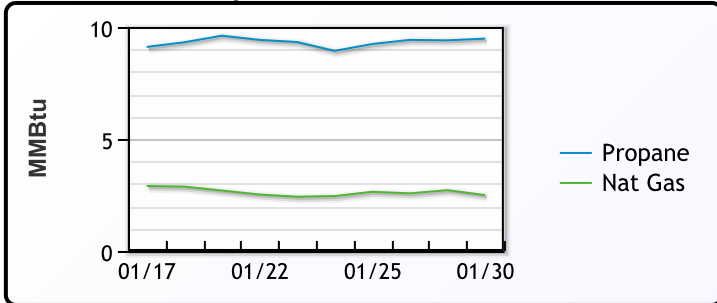
EDMONTON

	Last	Week Ago	Month Ago
Propane	59.5	52.5	51.5

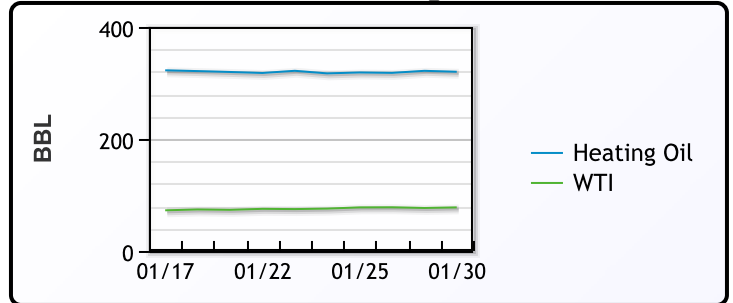
SARNIA

	Last	Week Ago	Month Ago
Propane	110.3	112	90.3

Propane MT.B Tet vs Nat Gas



WTI vs Heating Oil



FX

	Last	Change
CAD	1.3401	0.0003
DXY	103.397	-0.212
Gold	2036.09	-0.92

RATES

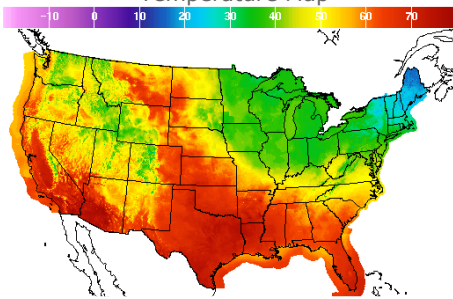
	Last	Change
US 2yr	4.3303	-0.0042
US 10yr	4.0395	0.0076
CAN 10yr	3.408	-0.042

EQUITIES

	Last	Change
Nasdaq	15509.9	-118.14
TSX	1280.273	1.51
S&P 500	4924.97	-2.96

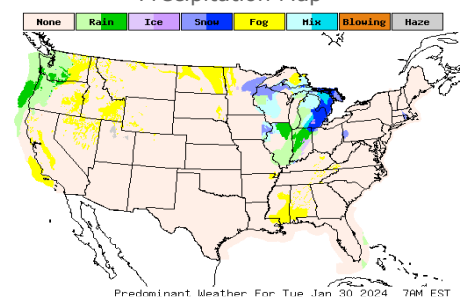
Weather Data

Temperature Map



City	HIGH °F	LOW °F
Calgary	50	32
Conway	37	21
Cushing	62	44
Denver	55	38
Houston	69	52
Mont Belvieu	67	50
Sarnia	33	29
Williston	43	29

Precipitation Map



This report has been prepared by PFL Petroleum Limited personnel for your information only and the views expressed are intended to provide market commentary and are not recommendations. This report is not an offer to sell or a solicitation of any offer to buy any security. The information contained herein has been compiled by PFL from sources believed to be reliable, but no representation or warranty, express or implied, is made by PFL Petroleum Limited, its affiliates or any other person as to its accuracy, completeness or correctness. Copyright 2017 PFL Petroleum Limited. All Rights Reserved