



# MARKET DAILY

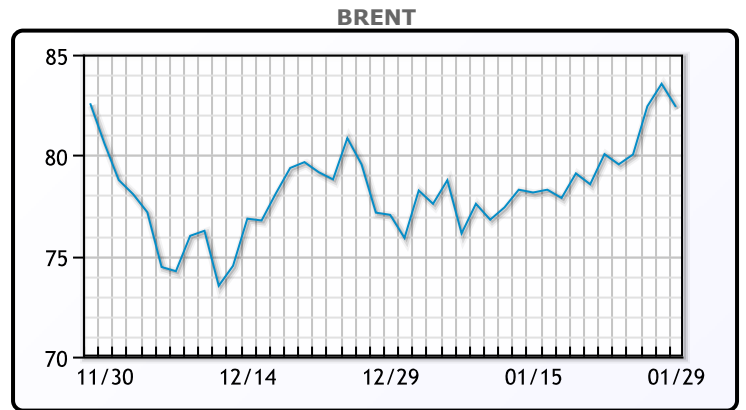
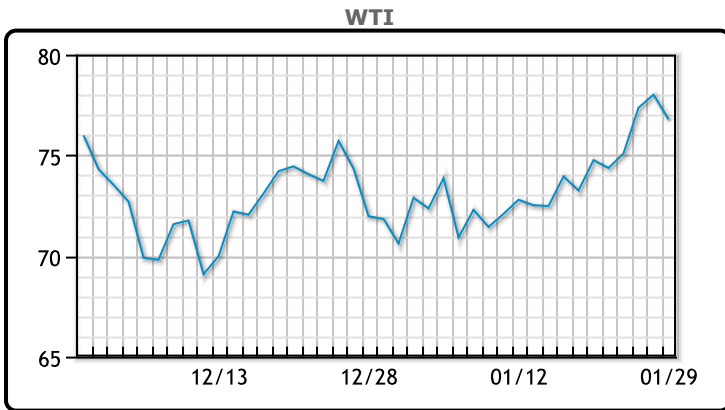
<https://www.pflpetroleum.com>  
 1865 Veterans Park Dr. Suite 303  
 Naples, Florida 34109  
 Phone: 239-390-2885  
 Fax: 239-949-0611  
 Jan 29, 2024 7:37 PM

Major Energy Futures		
	Settle	Change
Brent	82.40	-1.15
Gas Oil	854.75	5
Natural Gas	2.054	-0.121
RBOB	222.85	-6.56
ULSD	283.39	-0.95
WTI	76.78	-1.23

**Market Commentary**

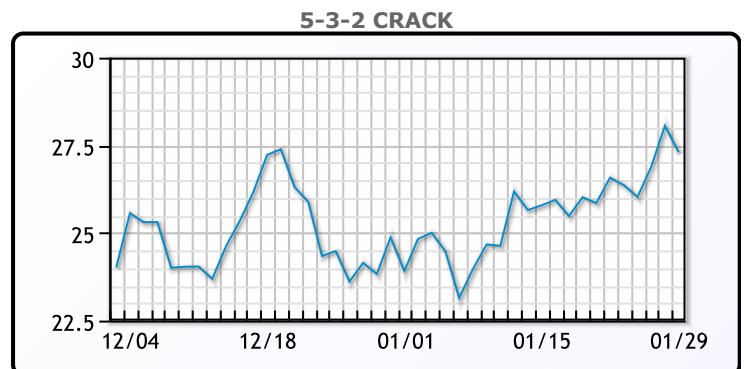
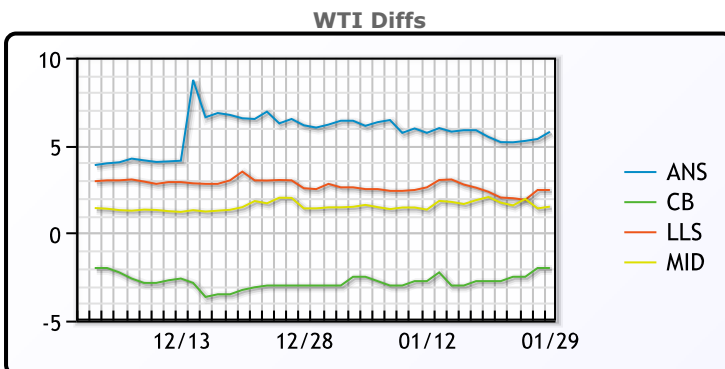
Oil prices fell today after trading up earlier in the session. Both benchmarks had gained about 1.5% early in Monday trade, with Brent prices touching their highest since early November after a fuel tanker was hit by a missile in the Red Sea and U.S. troops were attacked in Jordan near the Syrian border. The deepening real estate crisis in China is a blow to investor confidence in the top oil importer's economy, with earlier data showing slower than expected activity. "The situation in China is the biggest headwind to the whole market, that is why the market keeps backing off from the war risk premium," said John Kilduff, partner at Again Capital LLC. WTI traded down \$1.23 or -1.6% to close at \$76.78. Brent traded down \$1.15 or -1.4% to close at \$82.40.

## Crude & Product Markets

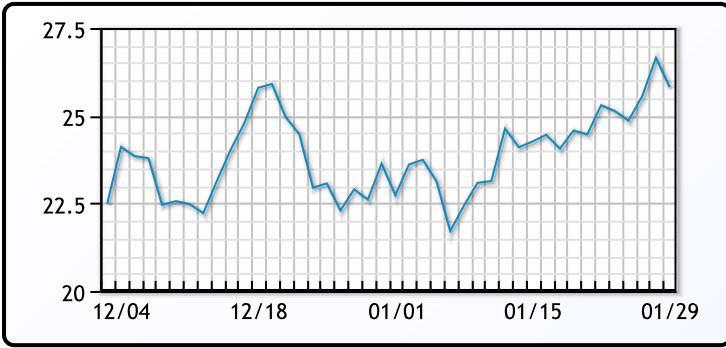


CRUDE			
	Last	Week Ago	Month Ago
ANS	82.55	80.81	78.05
BLS	74.78	72.44	68.65
LLS	79.23	77.62	74.25
Mid	78.28	77.21	73.11
WTI	76.78	75.19	71.65

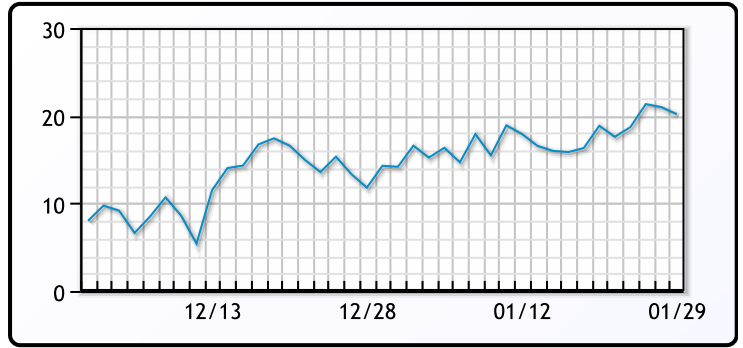
PRODUCTS			
	Last	Week Ago	Month Ago
Gulf RBOB	2.1946	2.1264	1.9578
Gulf ULSD	2.7091	2.5619	2.3814
NYH RBOB	2.211	2.192	2.097
NYH ULSD	2.8302	2.6643	2.5422
USGC 3%	71.22	69.01	70.86



3-2-1 Crack



Gulf 3-2-1 Crack



NGLs

MB

	Last	Week Ago	Month Ago
Butane	96.3	103.9	100.5
IsoButane	114.9	123.4	114
Natural Gasoline	153.6	148.3	139.5
Propane	86.8	85.4	70

CONWAY

	Last	Week Ago	Month Ago
Butane	115.5	116	115.8
IsoButane	150	140	147
Natural Gasoline	144.5	144.5	140.8
Propane	82.8	79.5	71

MB NON

	Last	Week Ago	Month Ago
Butane	103.8	111.4	108
IsoButane	114.9	123.4	114
Natural Gasoline	153.6	148.3	139.5
Propane	88.3	87.3	73

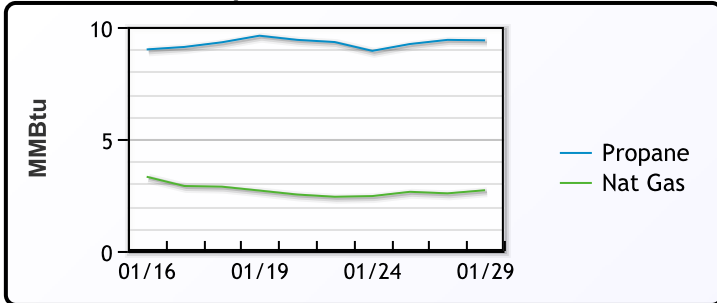
EDMONTON

	Last	Week Ago	Month Ago
Propane	59.5	55.5	51.5

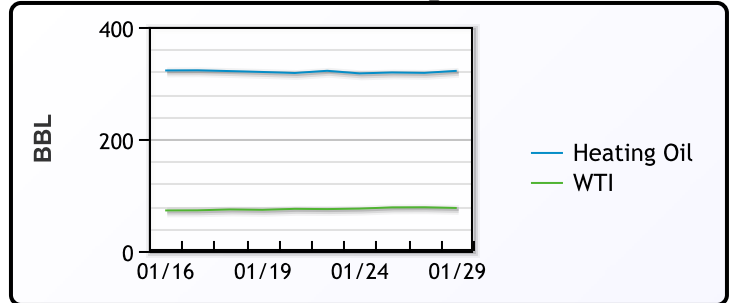
SARNIA

	Last	Week Ago	Month Ago
Propane	110.3	112	90.3

Propane MT.B Tet vs Nat Gas



WTI vs Heating Oil



FX

	Last	Change
CAD	1.3408	-0.0006
DXY	103.609	0.176
Gold	2032.5	-0.73

RATES

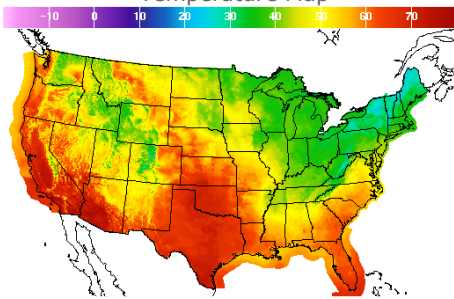
	Last	Change
US 2yr	4.318	0
US 10yr	4.0644	-0.0096
CAN 10yr	3.45	-0.073

EQUITIES

	Last	Change
Nasdaq	15628.04	172.68
TSX	1278.763	5.905
S&P 500	4927.93	36.96

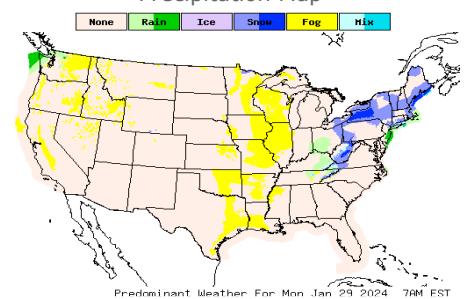
Weather Data

Temperature Map



City	HIGH °F	LOW °F
Calgary	42	26
Conway	36	25
Cushing	62	41
Denver	54	38
Houston	67	50
Mont Belvieu	63	46
Sarnia	34	29
Williston	38	25

Precipitation Map



This report has been prepared by PFL Petroleum Limited personnel for your information only and the views expressed are intended to provide market commentary and are not recommendations. This report is not an offer to sell or a solicitation of any offer to buy any security. The information contained herein has been compiled by PFL from sources believed to be reliable, but no representation or warranty, express or implied, is made by PFL Petroleum Limited, its affiliates or any other person as to its accuracy, completeness or correctness. Copyright 2017 PFL Petroleum Limited. All Rights Reserved