



MARKET DAILY

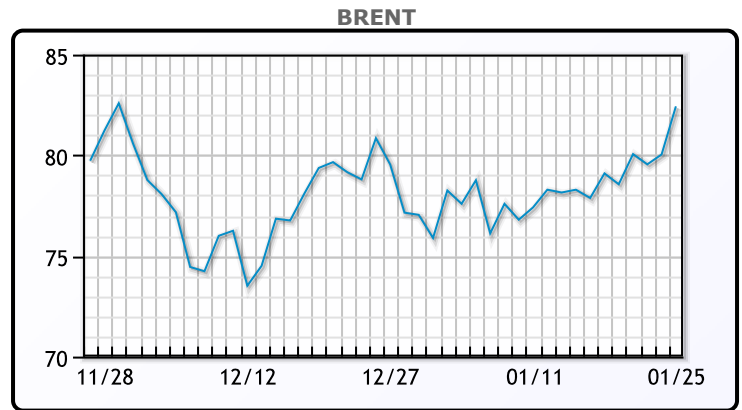
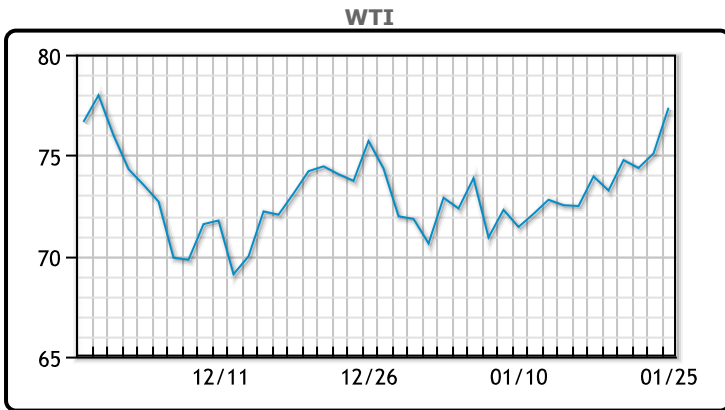
<https://www.pflpetroleum.com>
 1865 Veterans Park Dr. Suite 303
 Naples, Florida 34109
 Phone: 239-390-2885
 Fax: 239-949-0611
 Jan 25, 2024 8:00 PM

Major Energy Futures		
	Settle	Change
Brent	82.43	2.39
Gas Oil	830.5	-3.25
Natural Gas	2.571	-0.07
RBOB	226.44	5.49
ULSD	279.54	11.36
WTI	77.36	2.27

Market Commentary

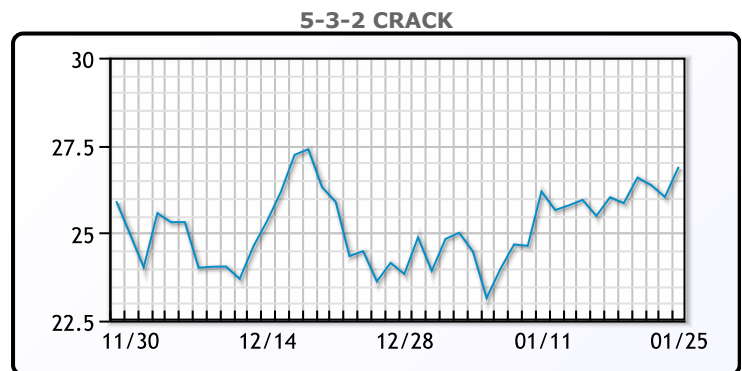
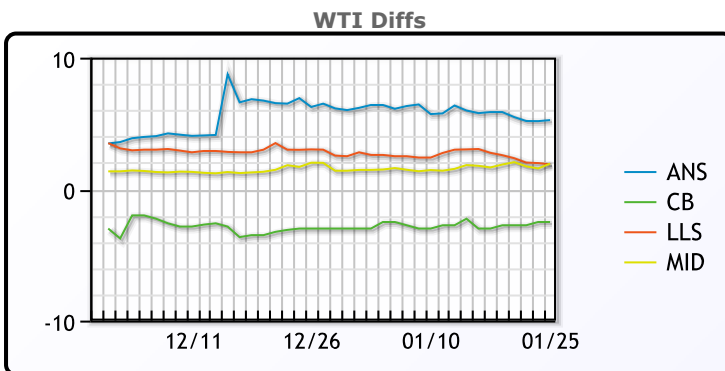
Oil prices were higher today gaining about 3% to settle at the highest close since December. Geopolitical tensions in the Middle East and disruptions to shipping in the Red Sea corridor remained in focus during today's session. "We are finally seeing energy markets wake up to the distinct possibility that these supply chain disruptions will rumble on for months yet," said Joshua Mahony, chief market analyst at Scope Markets. "The prospect of a military solution to ensure safe passage looks unlikely," he added. "The prospect of a military solution to ensure safe passage looks unlikely," he added. Oil prices also drew support from expectation China's economy is recovering after the central bank announced a deep cut in bank reserves on Wednesday. WTI traded up \$2.27 or 3.02% to close at \$77.36. Brent traded up \$2.39 or 2.9% to close at \$82.43.

Crude & Product Markets



CRUDE			
	Last	Week Ago	Month Ago
ANS	83.06	79.27	79.76
BLS	75.31	71.08	70.26
LLS	79.7	75.99	76.26
Mid	79.75	75.28	75.26
WTI	77.81	74.08	73.26

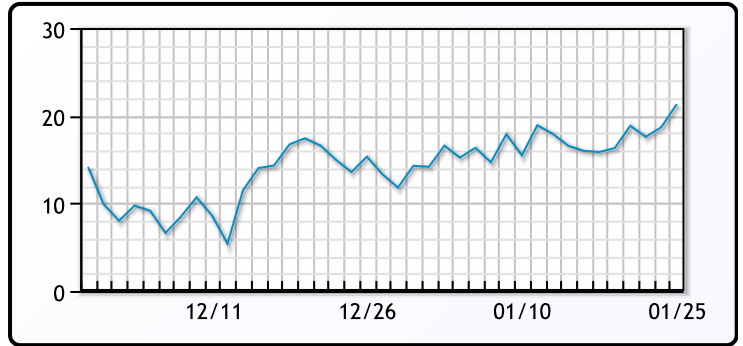
PRODUCTS			
	Last	Week Ago	Month Ago
Gulf RBOB	2.1835	2.0817	1.9905
Gulf ULSD	2.6795	2.5446	2.4683
NYH RBOB	2.2494	2.1478	2.1226
NYH ULSD	2.7779	2.6171	2.63495
USGC 3%	71.06	70.74	72.99



3-2-1 Crack



Gulf 3-2-1 Crack



NGLs

MB

	Last	Week Ago	Month Ago
Butane	98.1	102.1	96.3
IsoButane	118.1	119.5	109.5
Natural Gasoline	153.4	146.4	143
Propane	86.3	88	66.1

CONWAY

	Last	Week Ago	Month Ago
Butane	115.5	113.6	107.1
IsoButane	153	140	133
Natural Gasoline	146.4	143	143
Propane	83.8	81.8	63.3

MB NON

	Last	Week Ago	Month Ago
Butane	105.6	109.6	103.5
IsoButane	118.1	119.5	109.5
Natural Gasoline	153.4	146.4	143
Propane	88.3	91	67.1

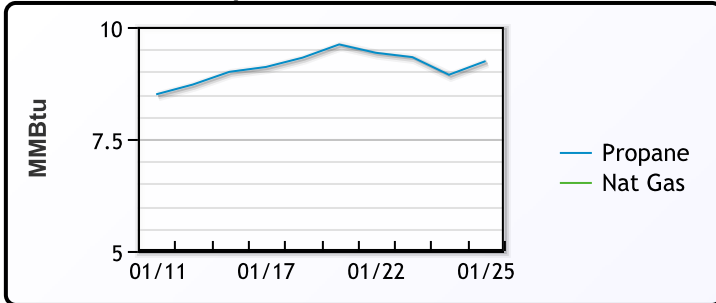
EDMONTON

	Last	Week Ago	Month Ago
Propane	60.3	57.8	43.3

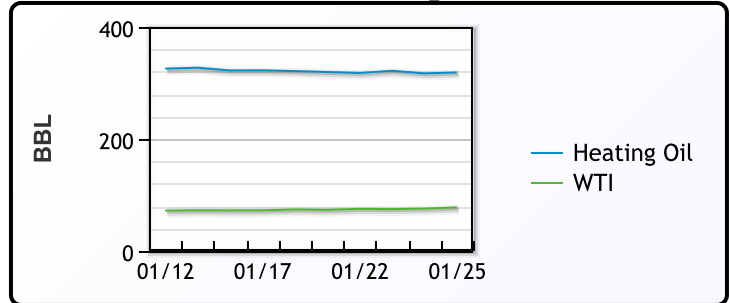
SARNIA

	Last	Week Ago	Month Ago
Propane	107	105.6	88.8

Propane MT.B Tet vs Nat Gas



WTI vs Heating Oil



FX

	Last	Change
CAD	1.3478	0.0003
DXY	103.506	-0.068
Gold	2022.18	1.34

RATES

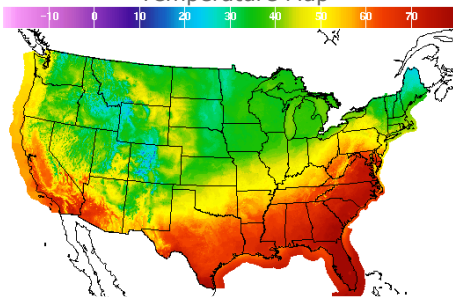
	Last	Change
US 2yr	4.2871	-0.0061
US 10yr	4.1107	-0.0077
CAN 10yr	3.478	-0.022

EQUITIES

	Last	Change
Nasdaq	15510.5	28.58
TSX	1271.599	4.037
S&P 500	4894.16	25.61

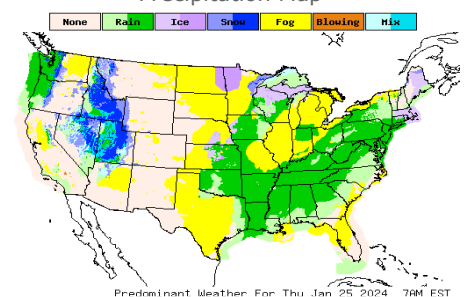
Weather Data

Temperature Map



City	HIGH °F	LOW °F
Calgary	43	20
Conway	27	15
Cushing	47	38
Denver	44	33
Houston	70	58
Mont Belvieu	67	58
Sarnia	35	34
Williston	32	9

Precipitation Map



This report has been prepared by PFL Petroleum Limited personnel for your information only and the views expressed are intended to provide market commentary and are not recommendations. This report is not an offer to sell or a solicitation of any offer to buy any security. The information contained herein has been compiled by PFL from sources believed to be reliable, but no representation or warranty, express or implied, is made by PFL Petroleum Limited, its affiliates or any other person as to its accuracy, completeness or correctness. Copyright 2017 PFL Petroleum Limited. All Rights Reserved