



# MARKET DAILY

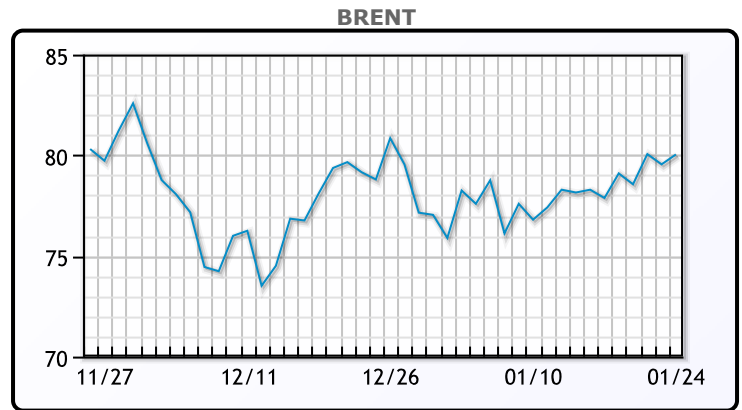
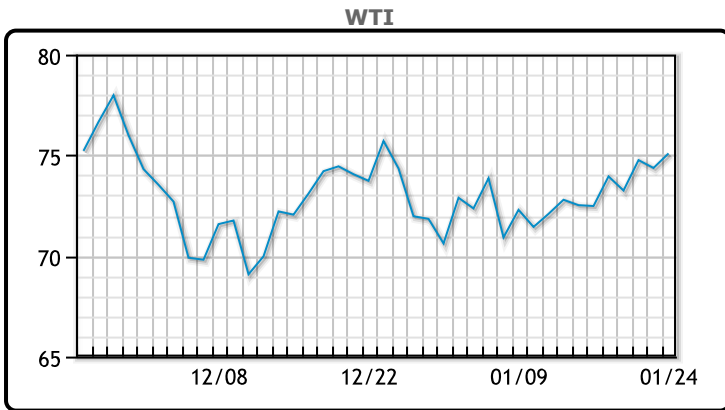
<https://www.pflpetroleum.com>  
 1865 Veterans Park Dr. Suite 303  
 Naples, Florida 34109  
 Phone: 239-390-2885  
 Fax: 239-949-0611  
 Jan 24, 2024 7:35 PM

Major Energy Futures		
	Settle	Change
Brent	80.04	0.49
Gas Oil	810.25	14.25
Natural Gas	2.641	0.191
RBOB	220.95	-0.06
ULSD	268.18	-0.95
WTI	75.09	0.72

**Market Commentary**

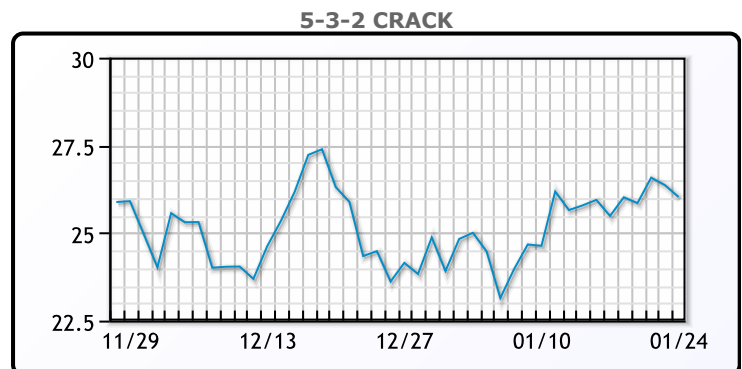
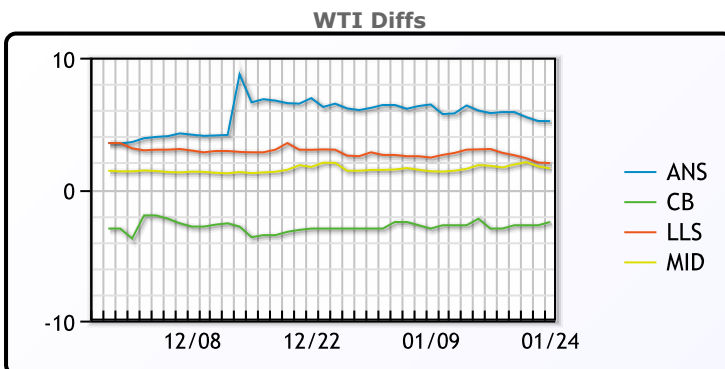
Oil prices edged up slightly today on bigger than expected inventory draws and the ongoing slump in US crude output. "It's a weather report all-around ... Nobody was driving (last week). One big number is domestic production was down, and Bakken production took a big hit," said Bob Yawger, director of energy futures at Mizuho. North Dakota officials have said it could take a month for oil output in the state, which includes the Bakken shale field and is the third biggest oil producing state, to recover after last week's extreme weather cut production by more than half. Output fell from 13.3MM/bpd to a five month low of 12.3MM/bpd. Crude stockpiles were down 9.2MM/bbls, much higher than the 2.2MM/bbls expected. WTI traded up \$.72 or 1% to close at \$75.09. Brent traded up \$.49 or .6% to close at \$80.04.

## Crude & Product Markets

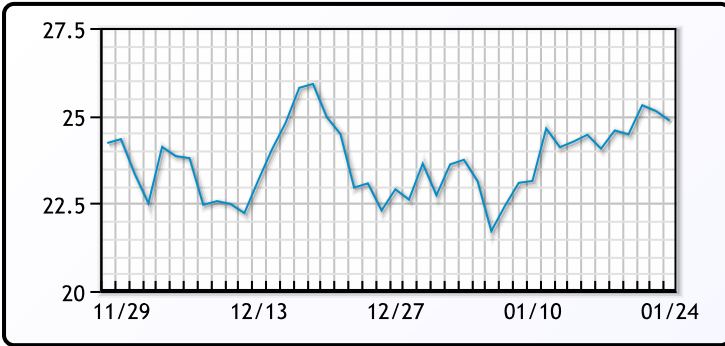


CRUDE			
	Last	Week Ago	Month Ago
ANS	80.81	79.27	79.76
BLS	73.14	69.56	70.26
LLS	77.62	75.99	76.26
Mid	77.21	75.28	75.26
WTI	75.64	72.56	73.26

PRODUCTS			
	Last	Week Ago	Month Ago
Gulf RBOB	2.1264	2.0817	1.9905
Gulf ULSD	2.5619	2.5446	2.4683
NYH RBOB	2.192	2.1478	2.1226
NYH ULSD	2.6643	2.6171	2.63495
USGC 3%	69.01	70.74	72.99



**3-2-1 Crack**



**Gulf 3-2-1 Crack**



**NGLs**

**MB**

	Last	Week Ago	Month Ago
Butane	99.3	99.8	96.3
IsoButane	119.3	117.3	109.5
Natural Gasoline	148.8	145	143
Propane	84.6	85.3	66.1

**CONWAY**

	Last	Week Ago	Month Ago
Butane	113	111.3	107.1
IsoButane	142.5	140	133
Natural Gasoline	151.5	146	143
Propane	80.8	80.9	63.3

**MB NON**

	Last	Week Ago	Month Ago
Butane	106.8	107.3	103.5
IsoButane	119.3	117.3	109.5
Natural Gasoline	148.8	145	143
Propane	86.8	86.8	67.1

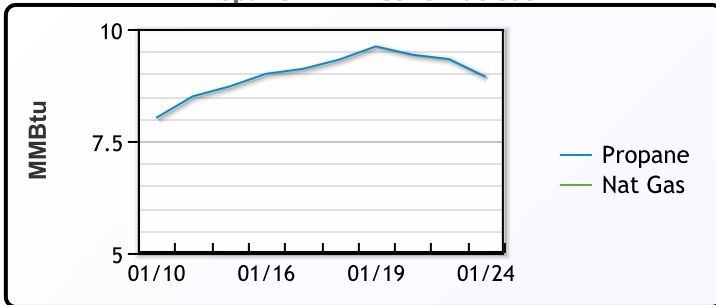
**EDMONTON**

	Last	Week Ago	Month Ago
Propane	55.5	56.4	43.3

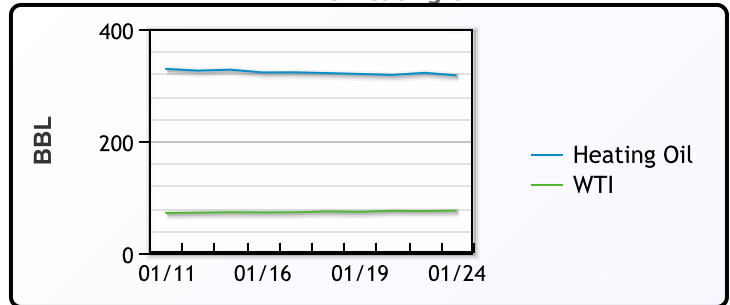
**SARNIA**

	Last	Week Ago	Month Ago
Propane	112	105	88.8

**Propane MT.B Tet vs Nat Gas**



**WTI vs Heating Oil**



**FX**

	Last	Change
CAD	1.3528	0.0004
DXY	103.236	-0.381
Gold	2016.19	2.3

**RATES**

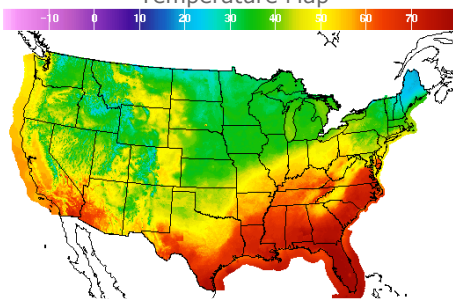
	Last	Change
US 2yr	4.3922	0.0123
US 10yr	4.1877	0.0115
CAN 10yr	3.5	0.025

**EQUITIES**

	Last	Change
Nasdaq	15481.92	55.98
TSX	1267.562	-0.218
S&P 500	4868.55	3.95

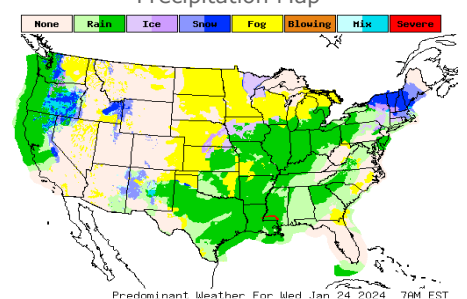
**Weather Data**

**Temperature Map**



City	HIGH °F	LOW °F
Calgary	35	13
Conway	32	18
Cushing	43	37
Denver	46	33
Houston	63	60
Mont Belvieu	62	59
Sarnia	35	33
Williston	27	13

**Precipitation Map**



This report has been prepared by PFL Petroleum Limited personnel for your information only and the views expressed are intended to provide market commentary and are not recommendations. This report is not an offer to sell or a solicitation of any offer to buy any security. The information contained herein has been compiled by PFL from sources believed to be reliable, but no representation or warranty, express or implied, is made by PFL Petroleum Limited, its affiliates or any other person as to its accuracy, completeness or correctness. Copyright 2017 PFL Petroleum Limited. All Rights Reserved