



MARKET DAILY

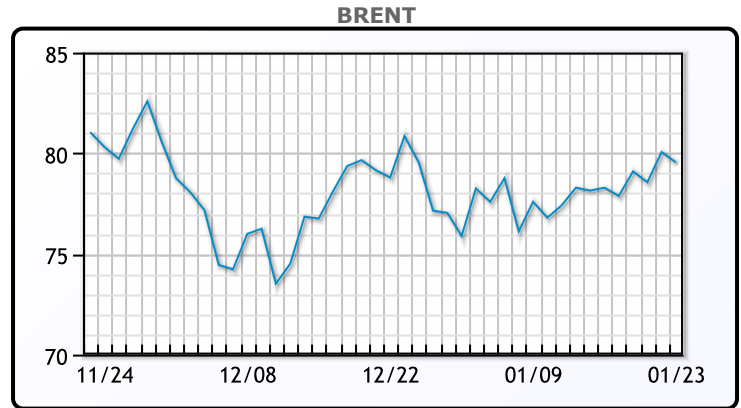
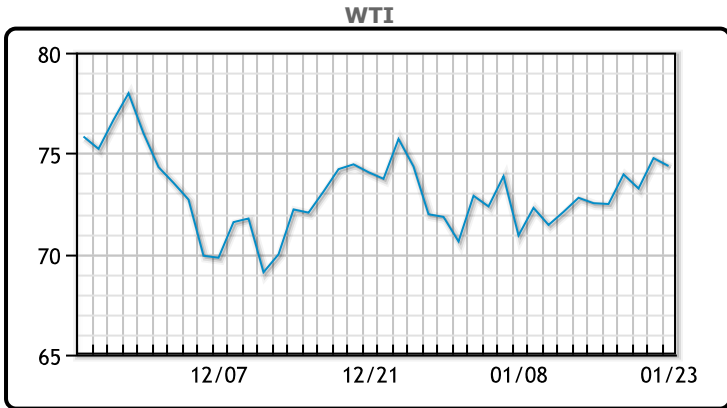
<https://www.pflpetroleum.com>
 1865 Veterans Park Dr. Suite 303
 Naples, Florida 34109
 Phone: 239-390-2885
 Fax: 239-949-0611
 Jan 23, 2024 6:26 PM

Major Energy Futures		
	Settle	Change
Brent	79.55	-0.51
Gas Oil	813.5	3
Natural Gas	2.45	0.031
RBOB	221.01	-2.77
ULSD	269.13	-0.22
WTI	74.37	-0.39

Market Commentary

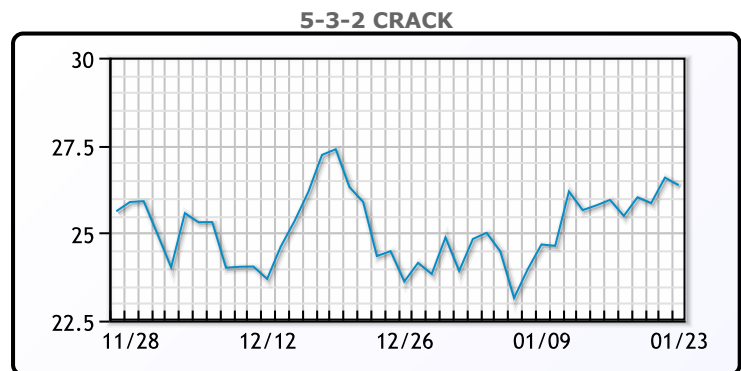
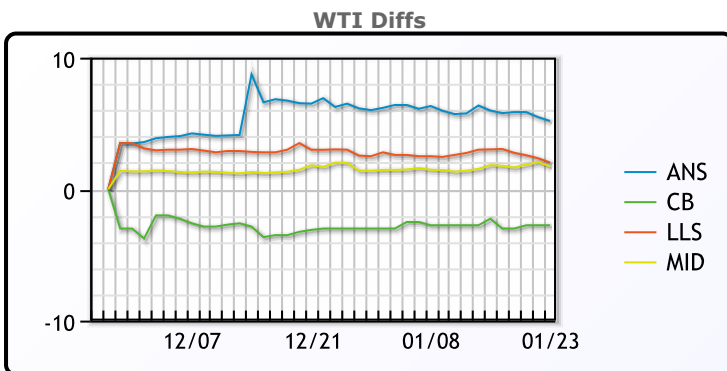
Oil prices settled lower today as traders focused on rebounding crude outputs in parts of the US. In ND, the third largest oil producing state, production is coming back online according to the states pipeline authority. Production is still down approx. 300K bpd. "You've got the geopolitical pressures that aren't enough to really rally the oil market, but they're enough to keep the market from bottoming out of the range," said Bob Yawger, director of energy futures at Mizuho Bank. WTI traded down \$.39 or -.5% to close at \$74.37. Brent traded down \$.51 or -.6% to close at \$79.55.

Crude & Product Markets

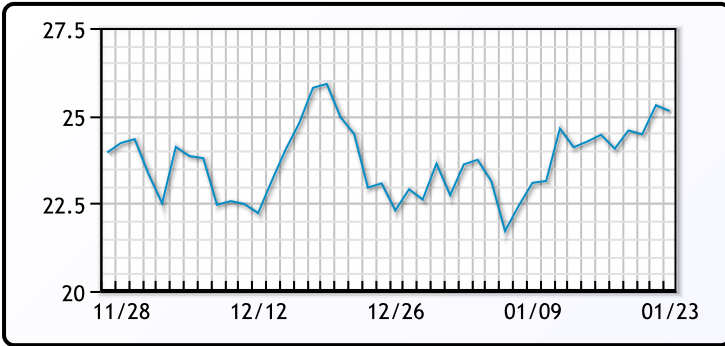


CRUDE			
	Last	Week Ago	Month Ago
ANS	79.95	79.94	79.76
BLS	72.02	70.15	70.26
LLS	76.79	76.84	76.26
Mid	76.5	75.73	75.26
WTI	74.77	72.4	73.26

PRODUCTS			
	Last	Week Ago	Month Ago
Gulf RBOB	2.1258	2.101	1.9905
Gulf ULSD	2.5794	2.5746	2.4683
NYH RBOB	2.1876	2.1685	2.1226
NYH ULSD	2.6813	2.6911	2.63495
USGC 3%	71.77	72.67	72.99



3-2-1 Crack



Gulf 3-2-1 Crack



NGLs

MB

	Last	Week Ago	Month Ago
Butane	103.5	101.5	101
IsoButane	117	115	110
Natural Gasoline	147.6	145.8	143
Propane	82	82	66.25

CONWAY

	Last	Week Ago	Month Ago
Butane	113	108	108.25
IsoButane	138	124	133
Natural Gasoline	143.5	143.25	144.5
Propane	78.5	79.375	64

MB NON

	Last	Week Ago	Month Ago
Butane	106.5	104.5	104
IsoButane	117	115	110
Natural Gasoline	147.5	145.5	143
Propane	83.5	84	67.1

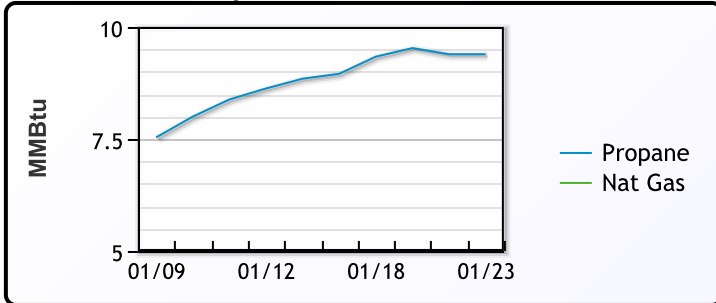
EDMONTON

	Last	Week Ago	Month Ago
Propane	52.5	56.5	43.3

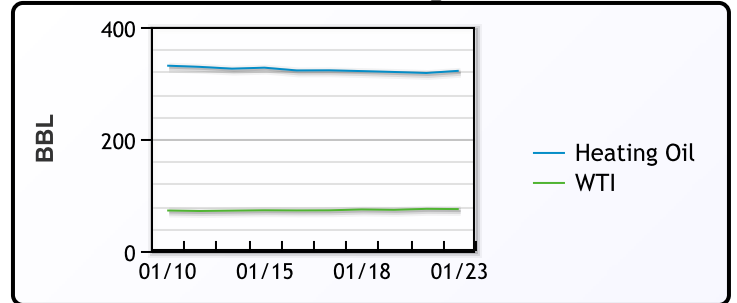
SARNIA

	Last	Week Ago	Month Ago
Propane	112	105	88.8

Propane MT.B Tet vs Nat Gas



WTI vs Heating Oil



FX

	Last	Change
CAD	1.3459	-0.0003
DXY	103.617	0.286
Gold	2028.48	-1.6

RATES

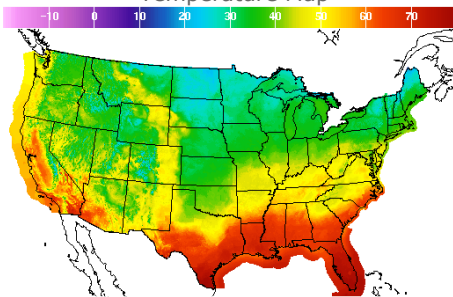
	Last	Change
US 2yr	4.3678	-0.0233
US 10yr	4.1282	0.023
CAN 10yr	3.475	0.017

EQUITIES

	Last	Change
Nasdaq	15425.94	65.65
TSX	1267.78	5.481
S&P 500	4864.6	14.17

Weather Data

Temperature Map



City	HIGH °F	LOW °F
Calgary	43	5
Conway	26	2
Cushing	40	35
Denver	47	33
Houston	69	58
Mont Belvieu	66	57
Sarnia	33	29
Williston	30	15

Precipitation Map

