



MARKET DAILY

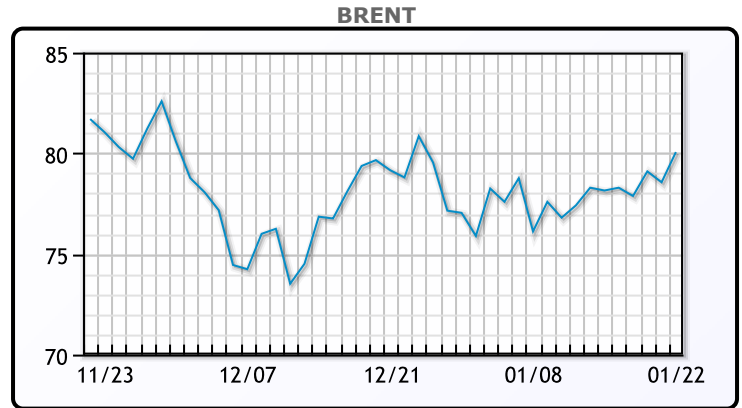
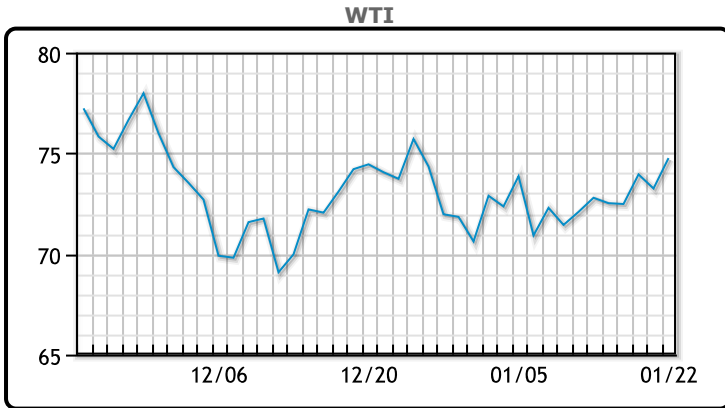
<https://www.pflpetroleum.com>
 1865 Veterans Park Dr. Suite 303
 Naples, Florida 34109
 Phone: 239-390-2885
 Fax: 239-949-0611
 Jan 22, 2024 7:16 PM

Major Energy Futures		
	Settle	Change
Brent	80.06	1.50
Gas Oil	799.25	6.25
Natural Gas	2.419	-0.1
RBOB	223.78	7.5
ULSD	269.35	3.14
WTI	75.19	-1.78

Market Commentary

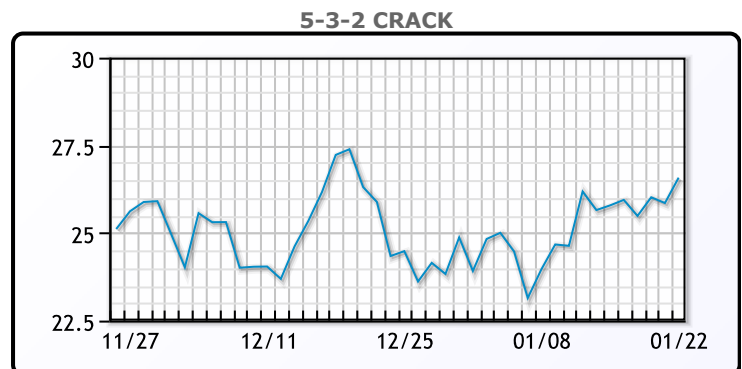
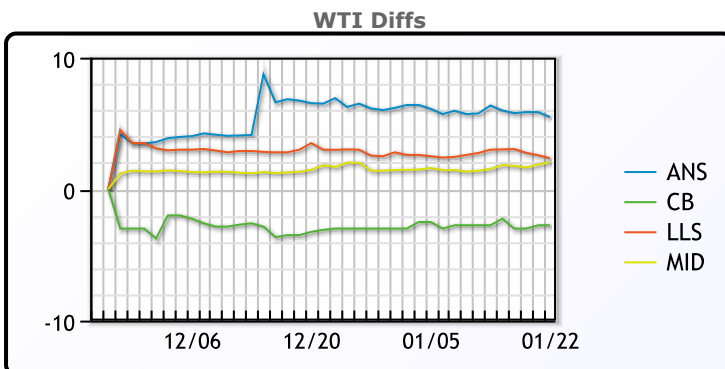
Oil prices rose about 2% today over concerns of a global energy supply crunch. Severe cold weather across the U.S. is limiting crude oil output in North Dakota, as well hampering production in other states, said Phil Flynn, analyst with Price Future Group. Meanwhile Global oil production is higher while the growth outlook in China and Europe is mixed and data this week is expected to show U.S. economic growth has slowed considerably, he said. "Investors want to be bullish, but tepid data and a cautious narrative from policymakers keep them on the back foot," said Tamas Varga of oil broker PVM. WTI traded down up \$1.78 or 2.4% to close at \$75.19. Brent traded up \$1.50 or 1.9% to close at \$80.06.

Crude & Product Markets

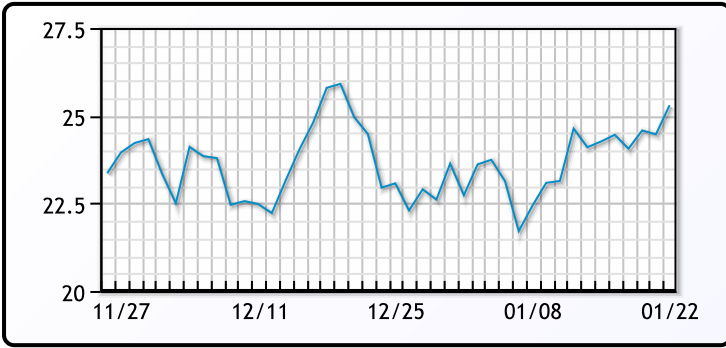


CRUDE			
	Last	Week Ago	Month Ago
ANS	80.67	78.34	79.76
BLS	72.44	69.93	70.26
LLS	77.54	75.61	76.26
Mid	77.24	74.33	75.26
WTI	75.19	72.68	73.26

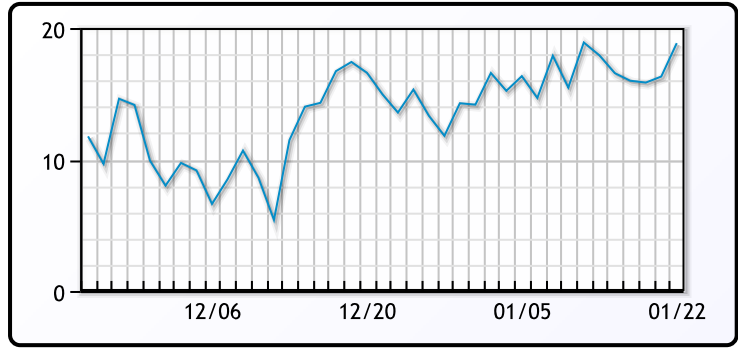
PRODUCTS			
	Last	Week Ago	Month Ago
Gulf RBOB	2.1683	2.0529	1.9905
Gulf ULSD	2.5847	2.5361	2.4683
NYH RBOB	2.2168	2.1179	2.1226
NYH ULSD	2.6685	2.6216	2.63495
USGC 3%	71.89	71.89	72.99



3-2-1 Crack



Gulf 3-2-1 Crack



NGLs

MB

	Last	Week Ago	Month Ago
Butane	103.9	95.6	96.3
IsoButane	123.4	112.8	109.5
Natural Gasoline	148.3	145.1	143
Propane	85.4	82.4	66.1

CONWAY

	Last	Week Ago	Month Ago
Butane	116	106.6	107.1
IsoButane	140	124.5	133
Natural Gasoline	144.5	142.8	143
Propane	79.5	81.5	63.3

MB NON

	Last	Week Ago	Month Ago
Butane	111.4	103.1	103.5
IsoButane	123.4	112.8	109.5
Natural Gasoline	148.3	145.1	143
Propane	87.3	83	67.1

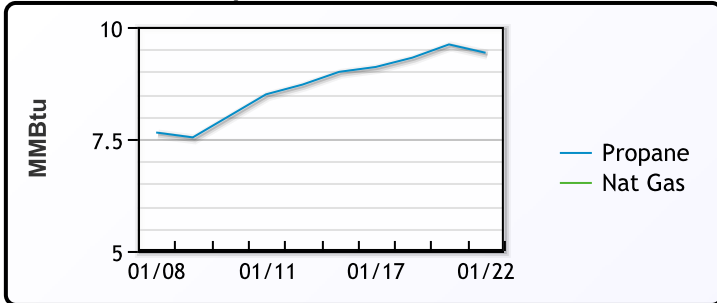
EDMONTON

	Last	Week Ago	Month Ago
Propane	55.5	58	43.3

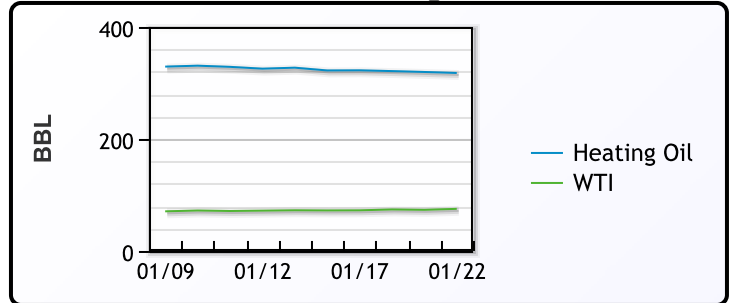
SARNIA

	Last	Week Ago	Month Ago
Propane	112	98.5	88.8

Propane MT.B Tet vs Nat Gas



WTI vs Heating Oil



FX

	Last	Change
CAD	1.3478	-0.0001
DXY	103.331	0.043
Gold	2021.75	0.05

RATES

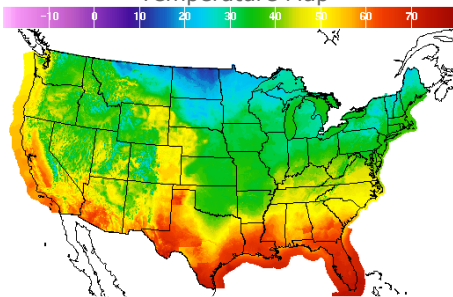
	Last	Change
US 2yr	4.3868	-0.0043
US 10yr	4.0995	-0.0057
CAN 10yr	3.458	-0.034

EQUITIES

	Last	Change
Nasdaq	15360.29	49.32
TSX	1262.299	-0.028
S&P 500	4850.43	10.62

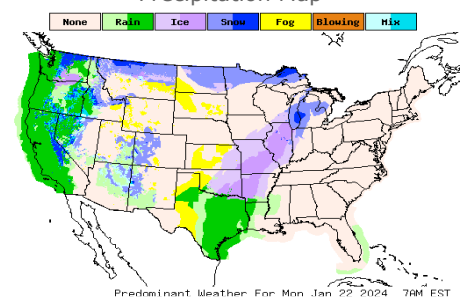
Weather Data

Temperature Map



City	HIGH °F	LOW °F
Calgary	14	2
Conway	16	6
Cushing	34	28
Denver	47	34
Houston	63	44
Mont Belvieu	62	44
Sarnia	28	14
Williston	19	9

Precipitation Map



This report has been prepared by PFL Petroleum Limited personnel for your information only and the views expressed are intended to provide market commentary and are not recommendations. This report is not an offer to sell or a solicitation of any offer to buy any security. The information contained herein has been compiled by PFL from sources believed to be reliable, but no representation or warranty, express or implied, is made by PFL Petroleum Limited, its affiliates or any other person as to its accuracy, completeness or correctness. Copyright 2017 PFL Petroleum Limited. All Rights Reserved