



MARKET DAILY

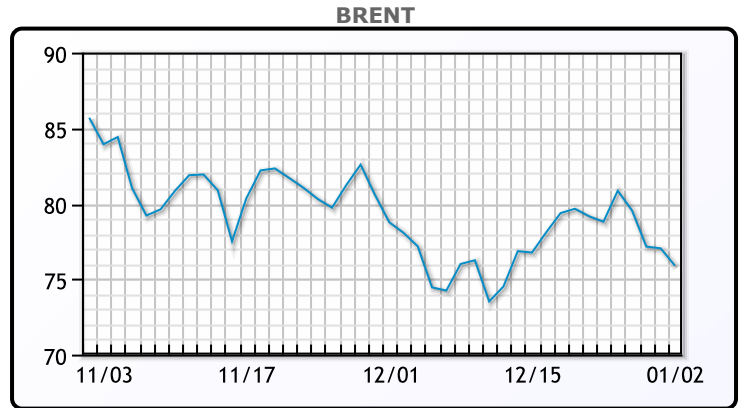
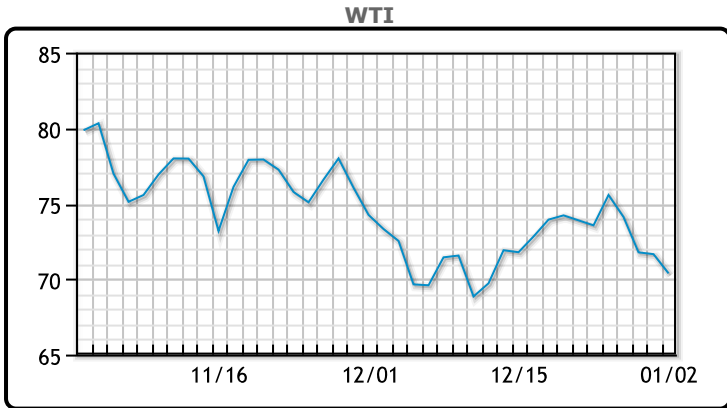
<https://www.pflpetroleum.com>
 1865 Veterans Park Dr. Suite 303
 Naples, Florida 34109
 Phone: 239-390-2885
 Fax: 239-949-0611
 Jan 2, 2024 7:09 PM

Major Energy Futures		
	Settle	Change
Brent	75.89	-1.15
Gas Oil	751.25	-19.75
Natural Gas	2.568	0.054
RBOB	209.49	-1.14
ULSD	252.58	-0.31
WTI	70.38	-1.27

Market Commentary

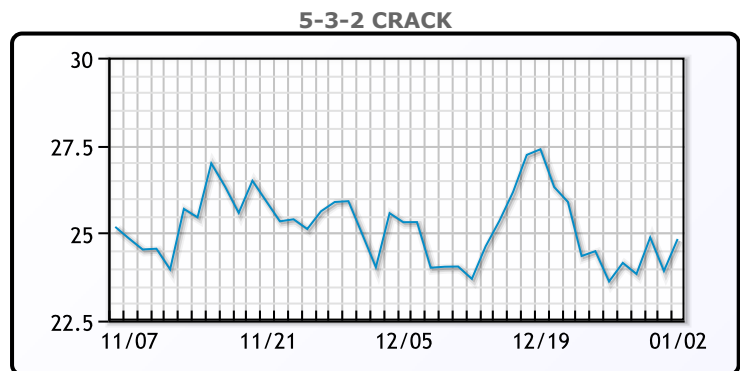
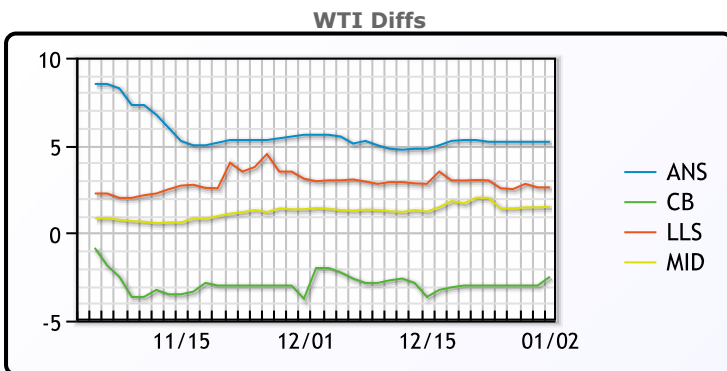
Oil prices were lower today settling down as expectations for interest cuts waned. "The market is correcting itself in so far as there have been no supply disruptions and they think it is unlikely that the Iranian warship will engage with American warships," said Andrew Lipow, president of Lipow Oil Associates. On Sunday, U.S. helicopters repelled an attack by Iran-backed Houthi forces on a container vessel operated by Maersk in the Red Sea. On Monday, an Iranian warship had entered the Red Sea, according to the semi-official Tasnim news agency. Denmark's Maersk and German rival Hapag-Lloyd said their container ships would keep avoiding the Red Sea route that gives access to the Suez Canal. WTI traded down \$1.27 or -1.8% to close at \$70.38. Brent traded down \$1.15 or -1.5% to close at \$75.89.

Crude & Product Markets

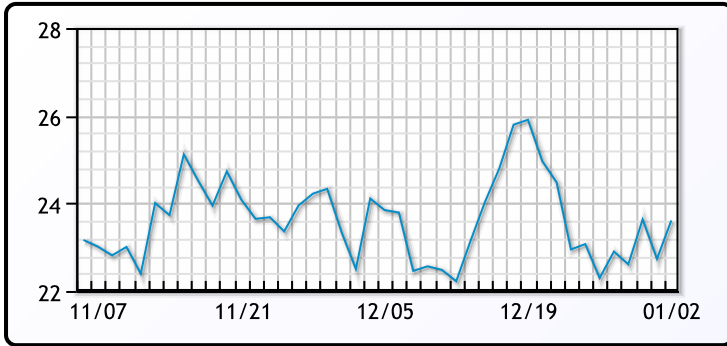


CRUDE			
	Last	Week Ago	Month Ago
ANS	75.58	80.77	79.67
BLS	67.88	72.57	72.07
LLS	72.98	74.57	77.07
Mid	71.87	73.23	75.45
WTI	70.38	75.57	74.07

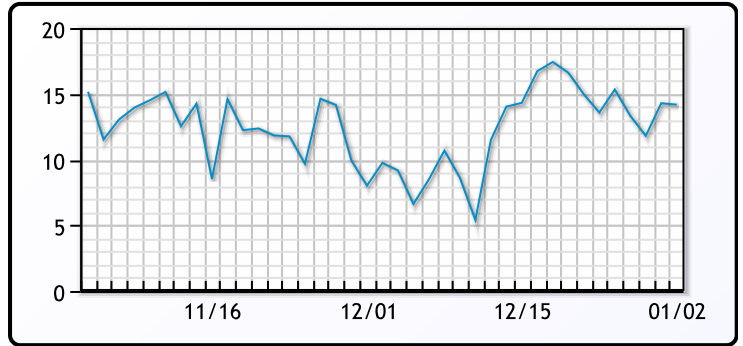
PRODUCTS			
	Last	Week Ago	Month Ago
Gulf RBOB	1.9489	1.9512	1.9086
Gulf ULSD	2.3658	2.3893	2.414
NYH RBOB	2.0824	2.0722	2.1521
NYH ULSD	2.5188	2.5938	2.7425
USGC 3%	69.88	72.16	66.85



3-2-1 Crack



Gulf 3-2-1 Crack



NGLs

MB

	Last	Week Ago	Month Ago
Butane	92	96.3	96
IsoButane	111.6	109.5	115.1
Natural Gasoline	139.8	143	145.4
Propane	68.4	66.1	70.5

CONWAY

	Last	Week Ago	Month Ago
Butane	109.1	107.1	109.1
IsoButane	142.5	133	140
Natural Gasoline	136.3	143	148
Propane	67.5	63.3	67.5

MB NON

	Last	Week Ago	Month Ago
Butane	99.5	103.5	100.1
IsoButane	111.6	109.5	115.1
Natural Gasoline	139.8	143	145.4
Propane	69	67.1	72.5

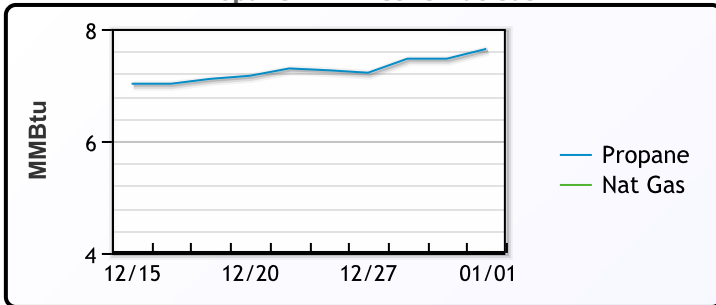
EDMONTON

	Last	Week Ago	Month Ago
Propane	48	43.3	50

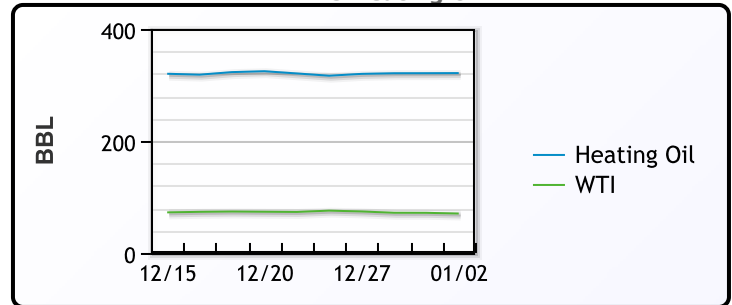
SARNIA

	Last	Week Ago	Month Ago
Propane	91.3	88.8	88

Propane MT.B Tet vs Nat Gas



WTI vs Heating Oil



FX

	Last	Change
CAD	1.3322	0.0001
DXY	102.2	0.867
Gold	2060.05	1.09

RATES

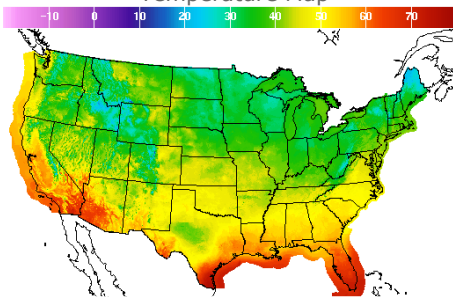
	Last	Change
US 2yr	4.3201	0.0702
US 10yr	3.9294	0.0503
CAN 10yr	3.18	0.071

EQUITIES

	Last	Change
Nasdaq	14765.94	-245.41
TSX	1260.86	-3.967
S&P 500	4742.83	-27

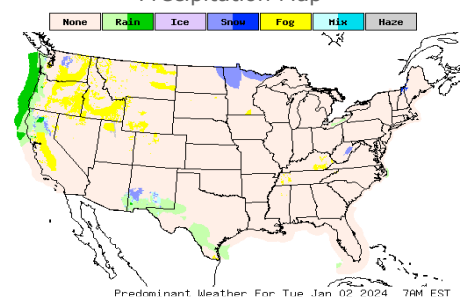
Weather Data

Temperature Map



City	HIGH °F	LOW °F
Calgary	28	18
Conway	29	15
Cushing	43	31
Denver	44	33
Houston	55	46
Mont Belvieu	54	42
Sarnia	35	28
Williston	33	20

Precipitation Map



This report has been prepared by PFL Petroleum Limited personnel for your information only and the views expressed are intended to provide market commentary and are not recommendations. This report is not an offer to sell or a solicitation of any offer to buy any security. The information contained herein has been compiled by PFL from sources believed to be reliable, but no representation or warranty, express or implied, is made by PFL Petroleum Limited, its affiliates or any other person as to its accuracy, completeness or correctness. Copyright 2017 PFL Petroleum Limited. All Rights Reserved