



# MARKET DAILY

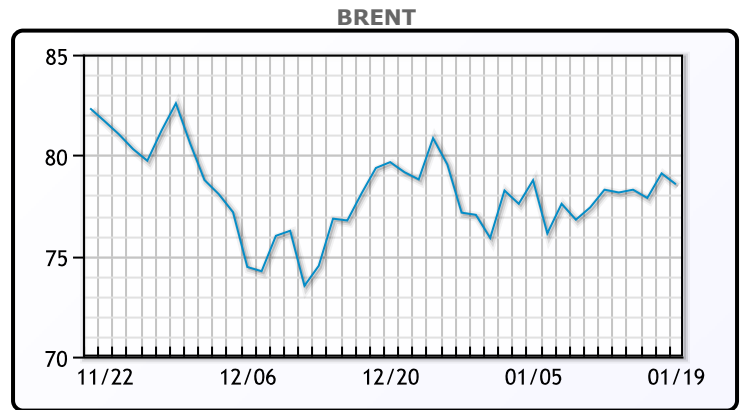
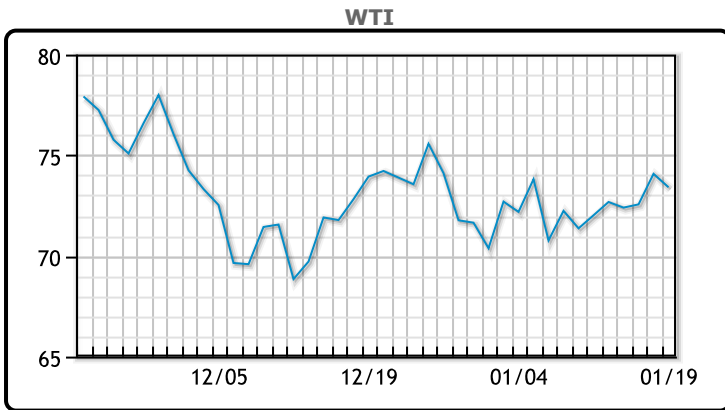
<https://www.pflpetroleum.com>  
 1865 Veterans Park Dr. Suite 303  
 Naples, Florida 34109  
 Phone: 239-390-2885  
 Fax: 239-949-0611  
 Jan 19, 2024 7:50 PM

Major Energy Futures		
	Settle	Change
Brent	78.56	-0.54
Gas Oil	796.25	12
Natural Gas	2.519	-0.173
RBOB	216.28	4.81
ULSD	266.21	4
WTI	73.41	-0.67

**Market Commentary**

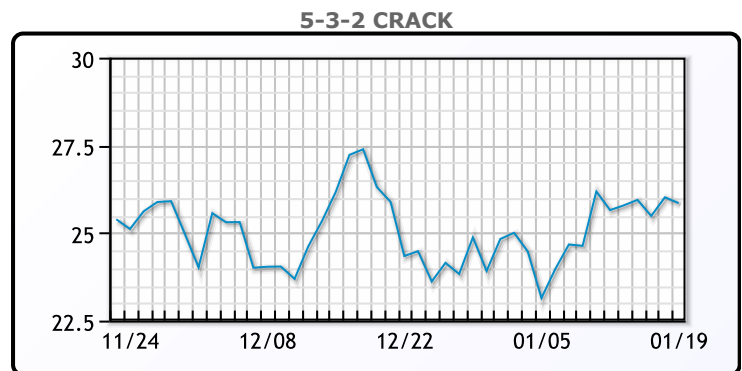
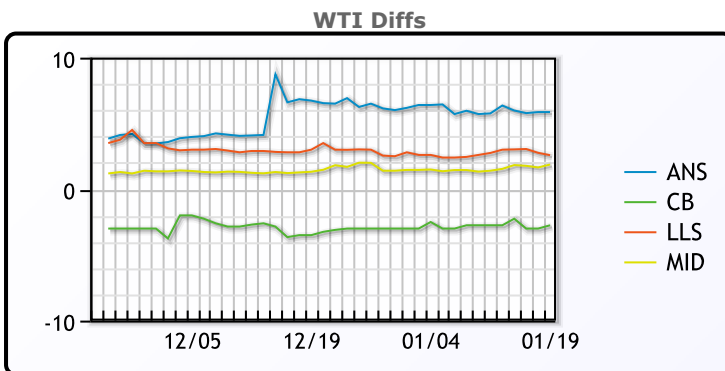
Oil prices settled slightly lower today but recorded a weekly gain as Middle East tensions and disruptions to oil output offset concerns about the Chinese and global economies. In China, slower-than-expected economic growth in the fourth quarter raised doubts about forecasts that demand there will drive global oil growth in 2024. U.S. West Texas Intermediate crude fell 67 cents per barrel to settle at \$73.41 per barrel. Brent futures settled 54 cents per barrel lower to settle at US\$78.56 per barrel. For the week, Brent gained ½ of a per cent while the WTI rose over 1% week over week. In Canada One Exchange WCS for March delivery settled Friday at US\$18.20 below the WTI-CMA. The implied value was US\$54.88 per barrel.

## Crude & Product Markets



	Last	Week Ago	Month Ago
ANS	79.27	79.04	79.94
BLS	70.66	69.93	70.34
LLS	75.99	75.68	76.44
Mid	75.28	74.22	75.26
WTI	73.41	72.68	73.44

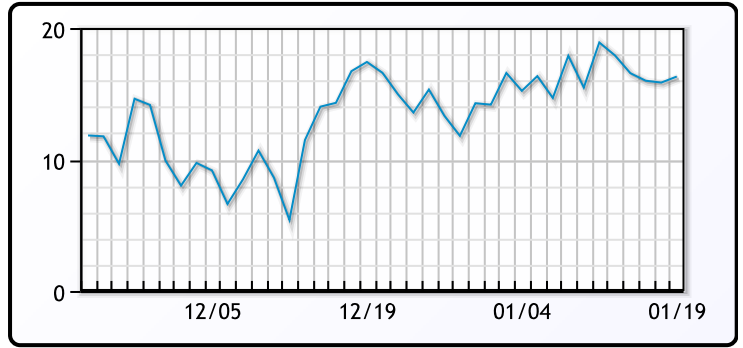
	Last	Week Ago	Month Ago
Gulf RBOB	2.0817	2.0518	2.0408
Gulf ULSD	2.5446	2.5583	2.5318
NYH RBOB	2.1478	2.0988	2.1933
NYH ULSD	2.6171	2.6668	2.7153
USGC 3%	70.74	72.12	73.07



**3-2-1 Crack**



**Gulf 3-2-1 Crack**



**NGLs**

**MB**

	Last	Week Ago	Month Ago
Butane	102.3	95.6	100.5
IsoButane	121.5	112.8	111.1
Natural Gasoline	145	145.1	147
Propane	86.3	82.4	65.6

**CONWAY**

	Last	Week Ago	Month Ago
Butane	116.4	106.6	107.4
IsoButane	140	124.5	130
Natural Gasoline	142	142.8	146.9
Propane	79.5	81.5	62.8

**MB NON**

	Last	Week Ago	Month Ago
Butane	109.8	103.1	105.5
IsoButane	121.5	112.8	111.1
Natural Gasoline	145	145.1	147
Propane	89.1	83	67.6

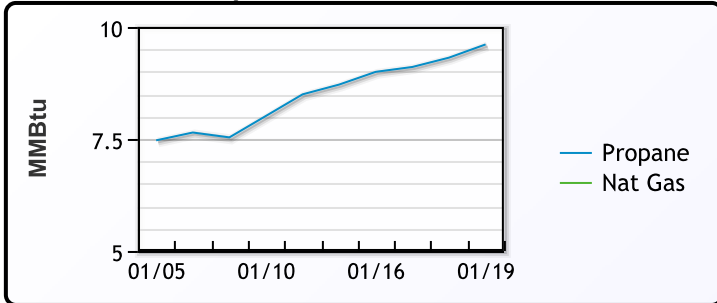
**EDMONTON**

	Last	Week Ago	Month Ago
Propane	55	58	42.8

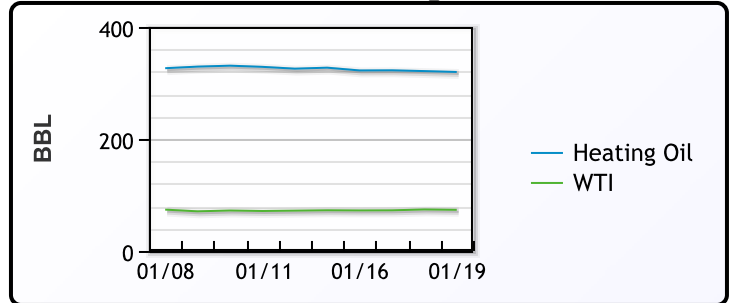
**SARNIA**

	Last	Week Ago	Month Ago
Propane	111.5	98.5	87

**Propane MT.B Tet vs Nat Gas**



**WTI vs Heating Oil**



**FX**

	Last	Change
CAD	1.3429	-0.0058
DXY	103.288	-0.248
Gold	2029.49	6.15

**RATES**

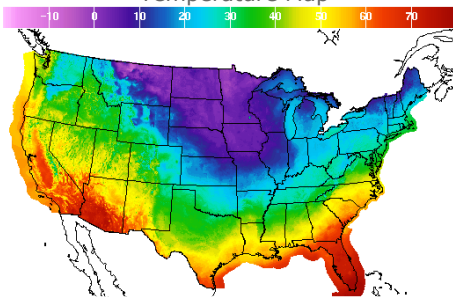
	Last	Change
US 2yr	4.3845	0.0321
US 10yr	4.1226	-0.0194
CAN 10yr	3.492	0.002

**EQUITIES**

	Last	Change
Nasdaq	15310.97	255.32
TSX	1262.327	9.538
S&P 500	4839.81	58.87

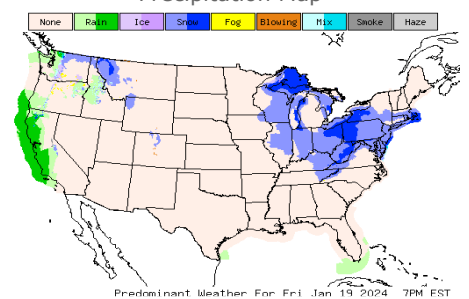
**Weather Data**

**Temperature Map**



City	HIGH °F	LOW °F
Calgary	4	-15
Conway	3	-7
Cushing	22	12
Denver	28	12
Houston	55	42
Mont Belvieu	54	40
Sarnia	20	9
Williston	0	-9

**Precipitation Map**



This report has been prepared by PFL Petroleum Limited personnel for your information only and the views expressed are intended to provide market commentary and are not recommendations. This report is not an offer to sell or a solicitation of any offer to buy any security. The information contained herein has been compiled by PFL from sources believed to be reliable, but no representation or warranty, express or implied, is made by PFL Petroleum Limited, its affiliates or any other person as to its accuracy, completeness or correctness. Copyright 2017 PFL Petroleum Limited. All Rights Reserved