



# MARKET DAILY

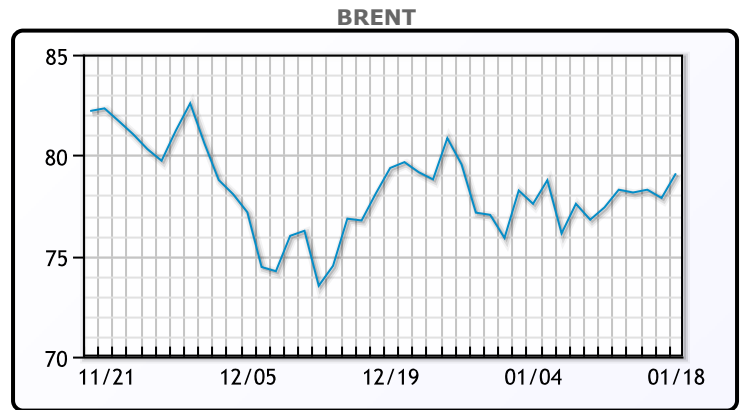
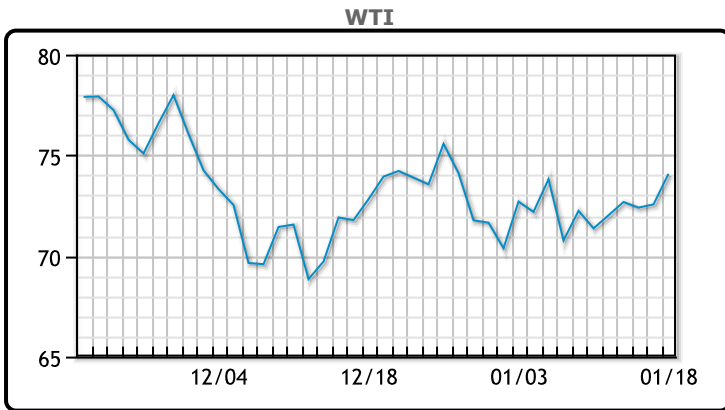
<https://www.pflpetroleum.com>  
 1865 Veterans Park Dr. Suite 303  
 Naples, Florida 34109  
 Phone: 239-390-2885  
 Fax: 239-949-0611  
 Jan 18, 2024 7:47 PM

Major Energy Futures		
	Settle	Change
Brent	79.1	1.22
Gas Oil	790	-16.25
Natural Gas	2.697	-0.173
RBOB	218.35	4.81
ULSD	269.36	4
WTI	74.08	1.52

**Market Commentary**

Oil prices were higher today after the IEA joined OPEC in forecasting strong growth in global oil demand. Also helping prices, cold weather disrupted US crude output. In the United States, about 40% of oil output in North Dakota's oil output remained shut-in due to extreme cold weather and operational challenges, the top oil-producing state's pipeline authority said on Wednesday. The EIA reported a draw of 2.5MM/bbls, higher larger than expected. "The fear of another large build of total inventories has not materialized, modestly supporting prices," said Giovanni Staunovo, analyst at UBS. WTI traded up \$1.52 or 2% to close at \$74.08. Brent traded up \$1.22 or 1.6% to close at \$79.10.

## Crude & Product Markets

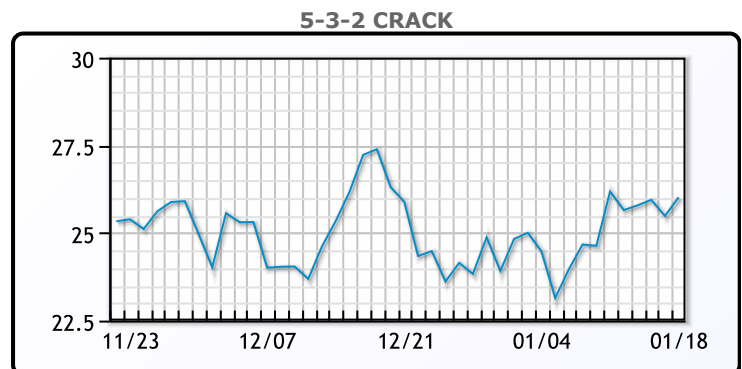
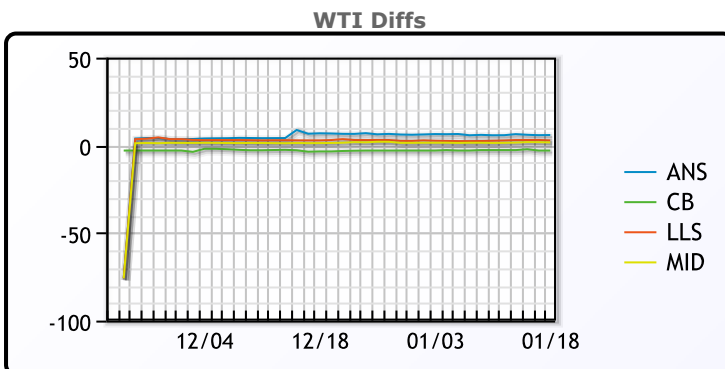


**CRUDE**

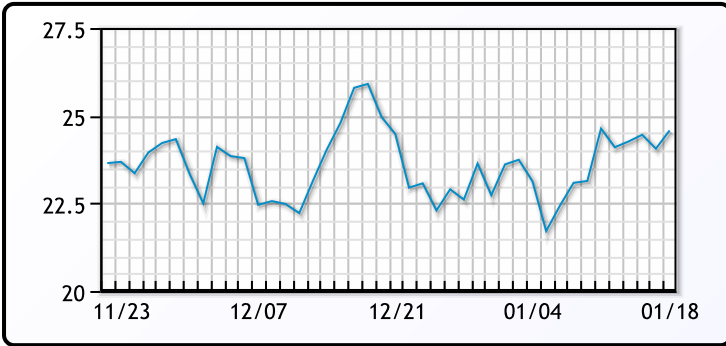
	Last	Week Ago	Month Ago
ANS	79.94	79.04	79.01
BLS	71.08	69.27	69.22
LLS	76.84	75.68	75.97
Mid	75.73	74.22	73.94
WTI	74.08	72.02	72.47

**PRODUCTS**

	Last	Week Ago	Month Ago
Gulf RBOB	2.101	2.0518	2.0065
Gulf ULSD	2.5746	2.5583	2.4753
NYH RBOB	2.1685	2.0988	2.153
NYH ULSD	2.6911	2.6668	2.6603
USGC 3%	72.67	72.12	69.88



**3-2-1 Crack**



**Gulf 3-2-1 Crack**



**NGLs**

**MB**

	Last	Week Ago	Month Ago
Butane	99.8	92	98.9
IsoButane	117.3	109.5	106.5
Natural Gasoline	145	143.5	142.9
Propane	85.3	77.8	64.3

**CONWAY**

	Last	Week Ago	Month Ago
Butane	111.3	106.3	103
IsoButane	140	126	133
Natural Gasoline	146	141	142.9
Propane	80.9	76.4	61.4

**MB NON**

	Last	Week Ago	Month Ago
Butane	107.3	99.5	103
IsoButane	117.3	109.5	106.5
Natural Gasoline	145	143.5	142.9
Propane	86.8	78	66.3

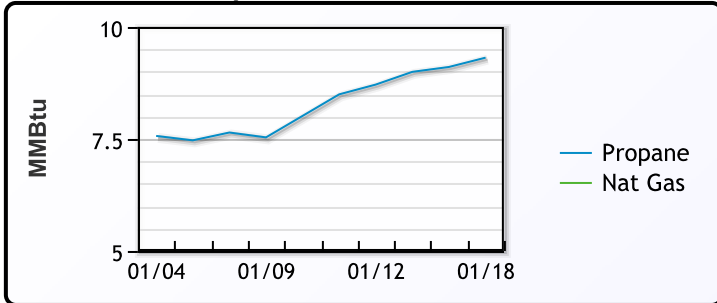
**EDMONTON**

	Last	Week Ago	Month Ago
Propane	56.4	54.9	43.4

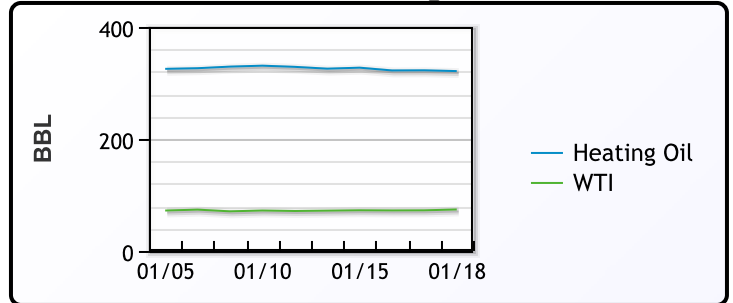
**SARNIA**

	Last	Week Ago	Month Ago
Propane	105	95	86

**Propane MT.B Tet vs Nat Gas**



**WTI vs Heating Oil**



**FX**

	Last	Change
CAD	1.3486	-0.0001
DXY	103.536	0.086
Gold	2023.38	0.04

**RATES**

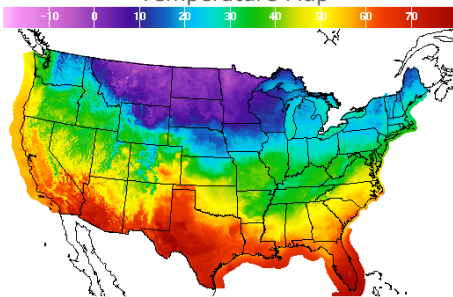
	Last	Change
US 2yr	4.3609	0.0085
US 10yr	4.1612	0.0192
CAN 10yr	3.49	0.044

**EQUITIES**

	Last	Change
Nasdaq	15055.65	200.03
TSX	1252.789	3.588
S&P 500	4780.94	41.73

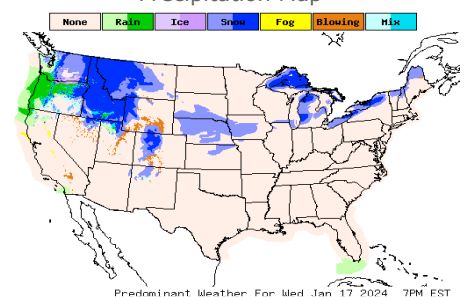
**Weather Data**

**Temperature Map**



City	HIGH °F	LOW °F
Calgary	1	-15
Conway	1	-8
Cushing	40	25
Denver	43	14
Houston	62	44
Mont Belvieu	60	43
Sarnia	24	15
Williston	0	-3

**Precipitation Map**



This report has been prepared by PFL Petroleum Limited personnel for your information only and the views expressed are intended to provide market commentary and are not recommendations. This report is not an offer to sell or a solicitation of any offer to buy any security. The information contained herein has been compiled by PFL from sources believed to be reliable, but no representation or warranty, express or implied, is made by PFL Petroleum Limited, its affiliates or any other person as to its accuracy, completeness or correctness. Copyright 2017 PFL Petroleum Limited. All Rights Reserved