



MARKET DAILY

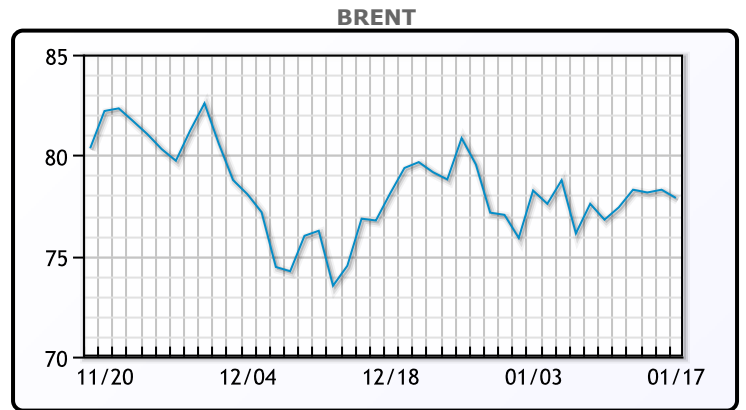
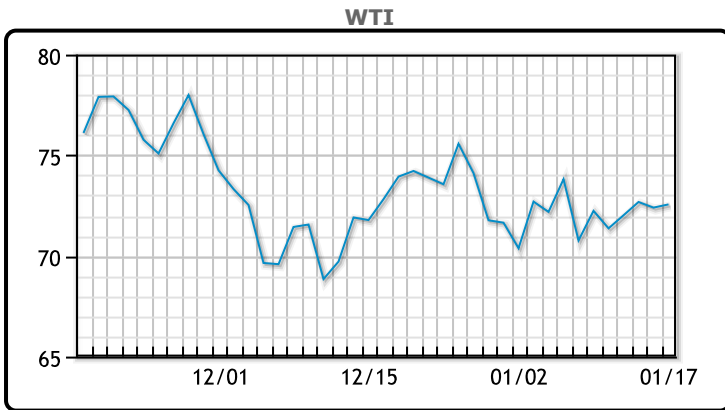
<https://www.pflpetroleum.com>
 1865 Veterans Park Dr. Suite 303
 Naples, Florida 34109
 Phone: 239-390-2885
 Fax: 239-949-0611
 Jan 17, 2024 8:10 PM

Major Energy Futures		
	Settle	Change
Brent	77.88	-0.41
Gas Oil	778	15
Natural Gas	2.87	-0.03
RBOB	213.54	1.35
ULSD	265.36	-0.7
WTI	72.56	0.16

Market Commentary

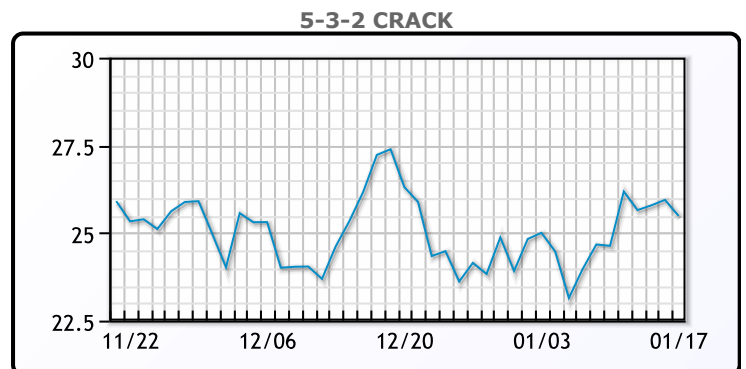
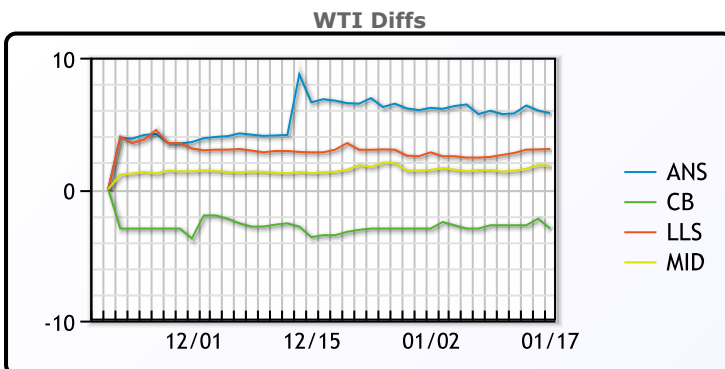
Oil prices were mostly flat today as severe cold disrupted some US oil production offsetting weaker than expected economic growth numbers out of China. Weakening prices today, China's economy in the fourth quarter expanded by 5.2% year on year, missing analysts' expectations and calling into question forecasts that Chinese demand will fuel 2024 global oil growth. "The oil industry was backing the notion that, despite a bumpy recovery, oil demand from China has been resilient and will likely reach record levels in 2024." In North Dakota, a top oil-producing U.S. state, below-zero degrees Fahrenheit temperatures caused oil output there to fall by 650,000 to 700,000 barrels per day (bpd), more than half its typical output, the state said. WTI traded up \$.16 to close at \$72.56. Brent traded down \$.41 to close at \$77.88.

Crude & Product Markets

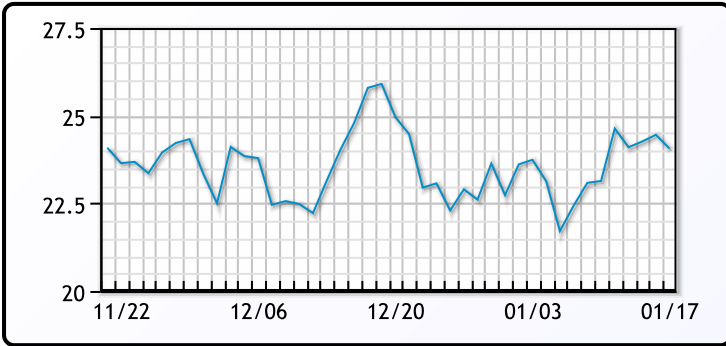


CRUDE			
	Last	Week Ago	Month Ago
ANS	78.34	79.04	78.16
BLS	69.56	68.62	67.93
LLS	75.61	75.68	74.43
Mid	74.33	74.22	72.75
WTI	72.56	71.37	71.43

PRODUCTS			
	Last	Week Ago	Month Ago
Gulf RBOB	2.0529	2.0518	1.977
Gulf ULSD	2.5361	2.5583	2.3933
NYH RBOB	2.1179	2.0988	2.131
NYH ULSD	2.6216	2.6668	2.6008
USGC 3%	71.89	72.12	68.89



3-2-1 Crack



Gulf 3-2-1 Crack



NGLs

MB

	Last	Week Ago	Month Ago
Butane	99.8	92	98.9
IsoButane	117.3	109.5	106.5
Natural Gasoline	145	143.5	142.9
Propane	85.3	77.8	64.3

CONWAY

	Last	Week Ago	Month Ago
Butane	111.3	106.3	103
IsoButane	140	126	133
Natural Gasoline	146	141	142.9
Propane	80.9	76.4	61.4

MB NON

	Last	Week Ago	Month Ago
Butane	107.3	99.5	103
IsoButane	117.3	109.5	106.5
Natural Gasoline	145	143.5	142.9
Propane	86.8	78	66.3

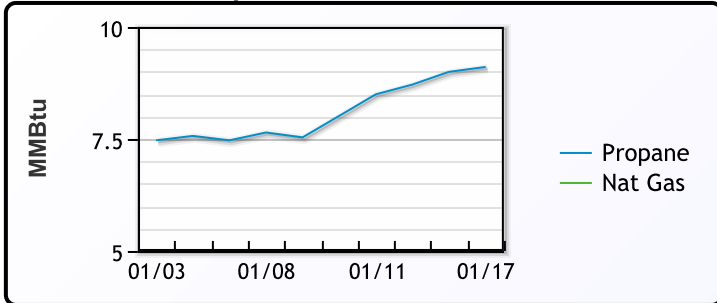
EDMONTON

	Last	Week Ago	Month Ago
Propane	56.4	54.9	43.4

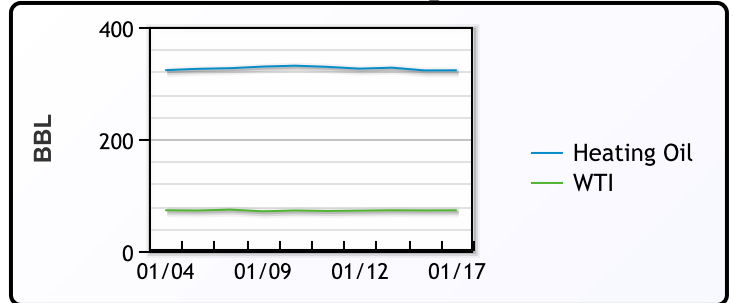
SARNIA

	Last	Week Ago	Month Ago
Propane	105	95	86

Propane MT.B Tet vs Nat Gas



WTI vs Heating Oil



FX

	Last	Change
CAD	1.3495	-0.0011
DXY	103.294	-0.156
Gold	2010.64	4.39

RATES

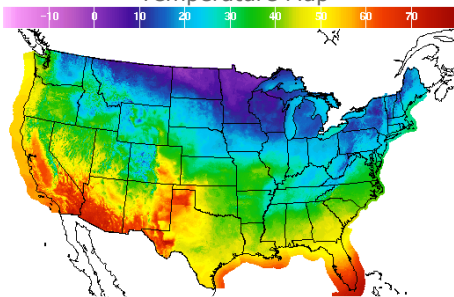
	Last	Change
US 2yr	4.3333	-0.0275
US 10yr	4.0885	-0.0134
CAN 10yr	3.446	0.086

EQUITIES

	Last	Change
Nasdaq	14855.62	-88.73
TSX	1249.201	-14.599
S&P 500	4739.21	-26.77

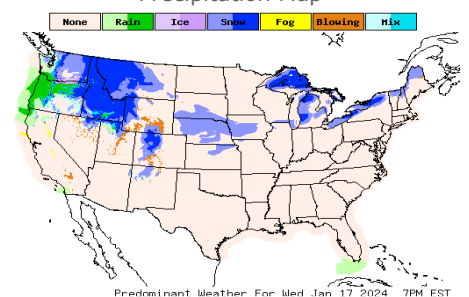
Weather Data

Temperature Map



City	HIGH °F	LOW °F
Calgary	6	0
Conway	2	-6
Cushing	37	12
Denver	36	17
Houston	45	27
Mont Belvieu	43	24
Sarnia	14	3
Williston	4	0

Precipitation Map



This report has been prepared by PFL Petroleum Limited personnel for your information only and the views expressed are intended to provide market commentary and are not recommendations. This report is not an offer to sell or a solicitation of any offer to buy any security. The information contained herein has been compiled by PFL from sources believed to be reliable, but no representation or warranty, express or implied, is made by PFL Petroleum Limited, its affiliates or any other person as to its accuracy, completeness or correctness. Copyright 2017 PFL Petroleum Limited. All Rights Reserved