



MARKET DAILY

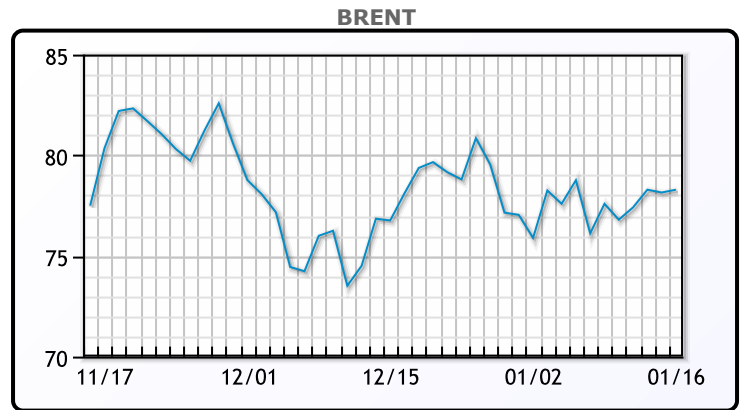
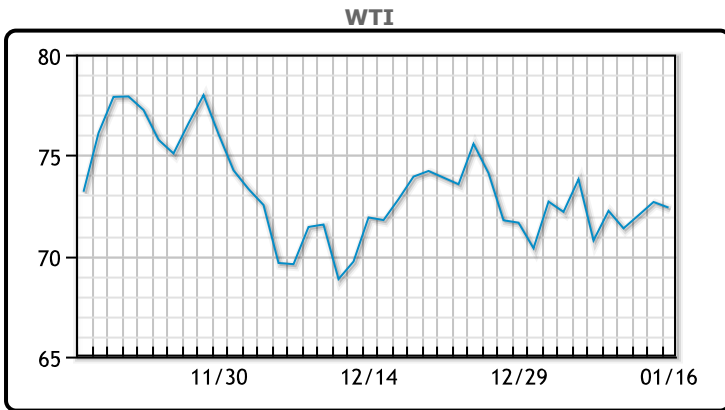
<https://www.pflpetroleum.com>
 1865 Veterans Park Dr. Suite 303
 Naples, Florida 34109
 Phone: 239-390-2885
 Fax: 239-949-0611
 Jan 16, 2024 5:57 PM

Major Energy Futures		
	Settle	Change
Brent	78.29	1.14
Gas Oil	794.25	-6
Natural Gas	2.9	0.216
RBOB	212.19	0.6
ULSD	266.06	-0.45
WTI	72.40	-0.29

Market Commentary

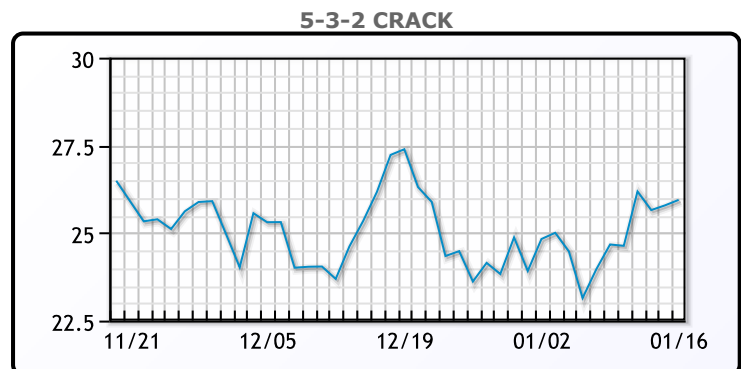
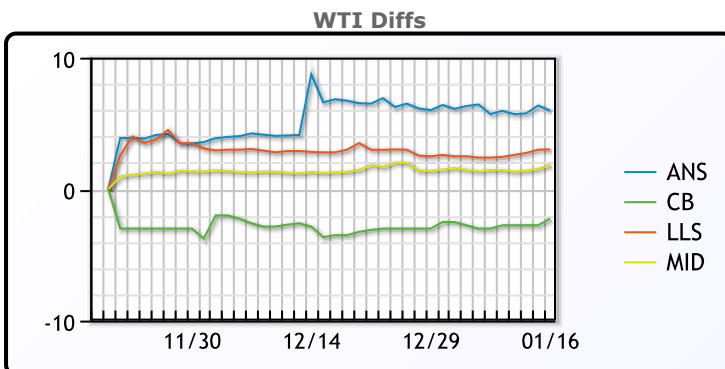
Oil prices were little changed today, pressured as the dollar jumped to its highest level in a month. Prices did find some support from jitters about the impact to energy supplies from escalating tensions in the Middle East. "Tensions in the Middle East are rising so the geopolitical risk premium in oil prices should be rising as well," Tortoise Capital's Thummel said. Concerns of the conflict spreading throughout the region grew on Tuesday, as Iran's striking of targets in the semi-autonomous Kurdistan region of Iraq triggered a diplomatic dispute. Iran also attacked Islamic State positions in Syria. WTI traded down \$.28 or -.4% to close at \$72.40. Brent traded up \$1.14 or .2% to close at \$78.29.

Crude & Product Markets

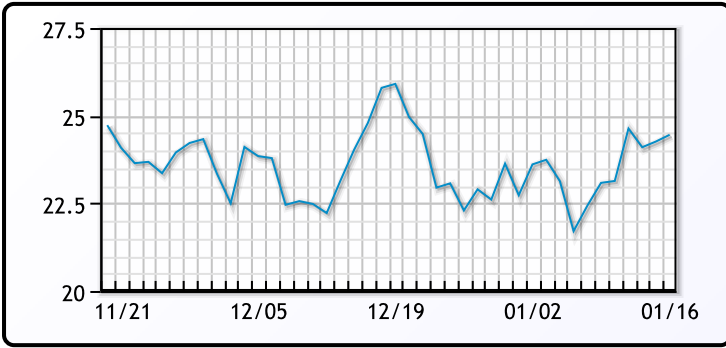


CRUDE			
	Last	Week Ago	Month Ago
ANS	78.38	77.78	78.16
BLS	70.15	69.49	67.93
LLS	75.42	74.77	74.43
Mid	74.23	73.42	72.75
WTI	72.4	72.24	71.43

PRODUCTS			
	Last	Week Ago	Month Ago
Gulf RBOB	2.0559	2.0483	1.977
Gulf ULSD	2.5331	2.5588	2.3933
NYH RBOB	2.1044	2.0928	2.131
NYH ULSD	2.6436	2.6713	2.6008
USGC 3%	72.36	70.59	68.89



3-2-1 Crack



Gulf 3-2-1 Crack



NGLs

MB

	Last	Week Ago	Month Ago
Butane	97.1	90.8	98.9
IsoButane	115.8	107.5	106.5
Natural Gasoline	145.8	144.3	142.9
Propane	83.4	73.4	64.3

CONWAY

	Last	Week Ago	Month Ago
Butane	109	105.9	103
IsoButane	135.5	126.8	133
Natural Gasoline	143.5	140	142.9
Propane	79.5	71.9	61.4

MB NON

	Last	Week Ago	Month Ago
Butane	104.6	98.3	103
IsoButane	115.8	107.5	106.5
Natural Gasoline	145.8	144	142.9
Propane	84	73.5	66.3

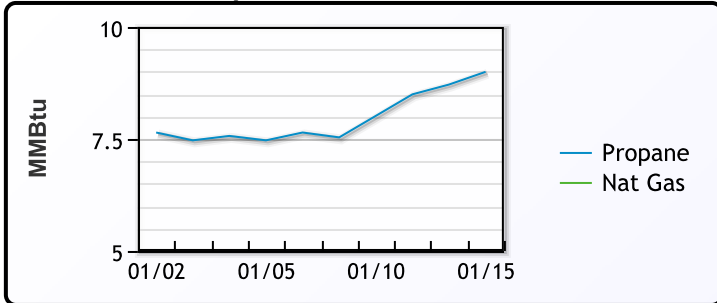
EDMONTON

	Last	Week Ago	Month Ago
Propane	56.5	50.9	43.4

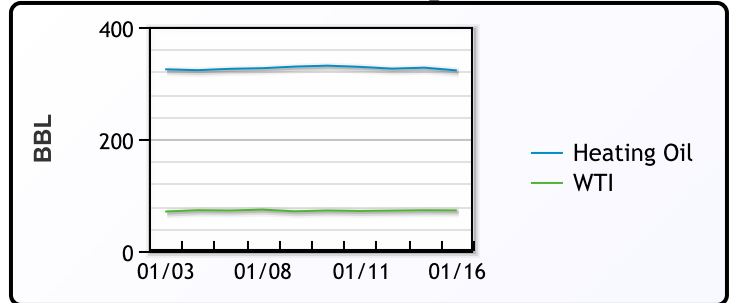
SARNIA

	Last	Week Ago	Month Ago
Propane	105	92	86

Propane MT.B Tet vs Nat Gas



WTI vs Heating Oil



FX

	Last	Change
CAD	1.3493	-0.0002
DXY	103.321	0.917
Gold	2028.44	-28.11

RATES

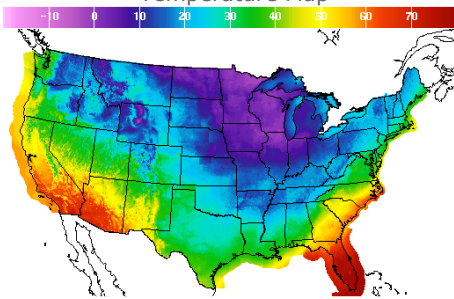
	Last	Change
US 2yr	4.2195	0.0754
US 10yr	4.0581	0.1191
CAN 10yr	3.36	0.137

EQUITIES

	Last	Change
Nasdaq	14944.35	-28.41
TSX	1263.8	-5.837
S&P 500	4765.98	-17.85

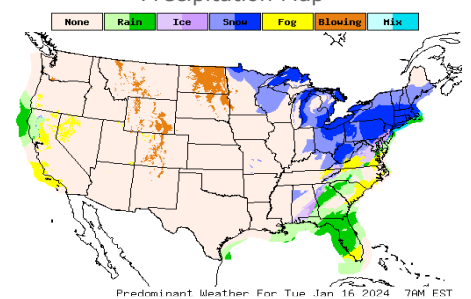
Weather Data

Temperature Map



City	HIGH °F	LOW °F
Calgary	19	6
Conway	4	-4
Cushing	21	1
Denver	34	-2
Houston	33	23
Mont Belvieu	34	20
Sarnia	14	4
Williston	4	-13

Precipitation Map



This report has been prepared by PFL Petroleum Limited personnel for your information only and the views expressed are intended to provide market commentary and are not recommendations. This report is not an offer to sell or a solicitation of any offer to buy any security. The information contained herein has been compiled by PFL from sources believed to be reliable, but no representation or warranty, express or implied, is made by PFL Petroleum Limited, its affiliates or any other person as to its accuracy, completeness or correctness. Copyright 2017 PFL Petroleum Limited. All Rights Reserved