



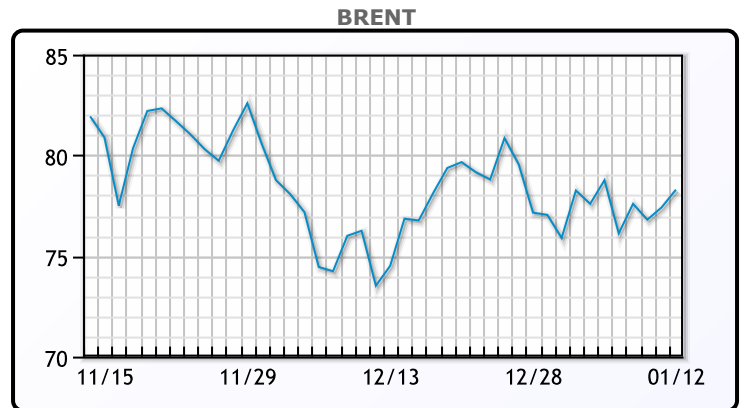
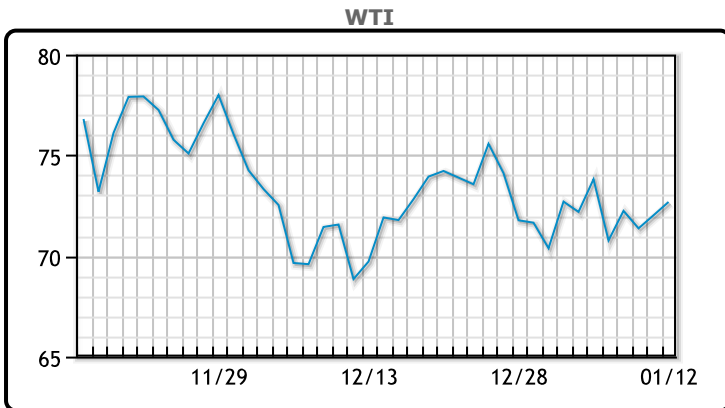
MARKET DAILY

<https://www.pflpetroleum.com>
 1865 Veterans Park Dr. Suite 303
 Naples, Florida 34109
 Phone: 239-390-2885
 Fax: 239-949-0611
 Jan 12, 2024 7:21 PM

Major Energy Futures		
	Settle	Change
Brent	78.29	0.88
Gas Oil	785.25	17.75
Natural Gas	3.313	0.058
RBOB	212.03	4.7
ULSD	266.93	7.32
WTI	72.68	0.66

Market Commentary
 Oil rose on Friday as an increasing number of oil tankers diverted course from the Red Sea following overnight air and sea strikes by the U.S. and Britain on Houthi targets in Yemen after attacks on shipping by the Iran-backed group. U.S. West Texas Intermediate (WTI) crude futures climbed 66 cents to close at \$72.68 per barrel after touching a 2024 high of \$75.25 in a volatile session. Brent crude futures settled 88 cents higher closing at US\$78.29 per barrel. The session high was up over \$3 to more than US\$80 per barrel, its highest level this year. While the diversions were expected to push up the cost and time it would take to transport oil, supplies have not yet been impacted, analysts and industry experts noted, easing some of the earlier gains in prices. Brent end up down ½ of a per cent week over week and WTI closed lower 1.1% week over week.

Crude & Product Markets

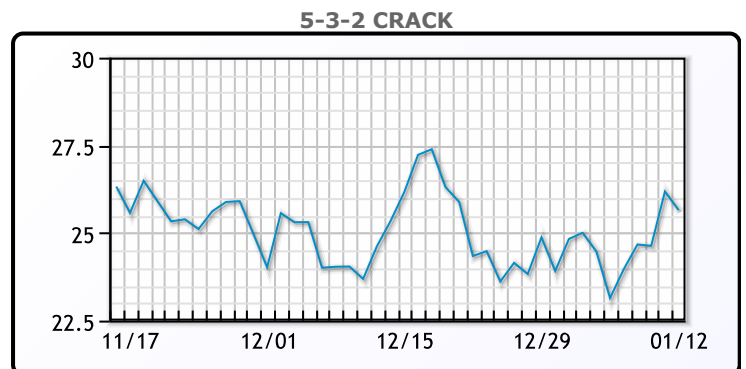
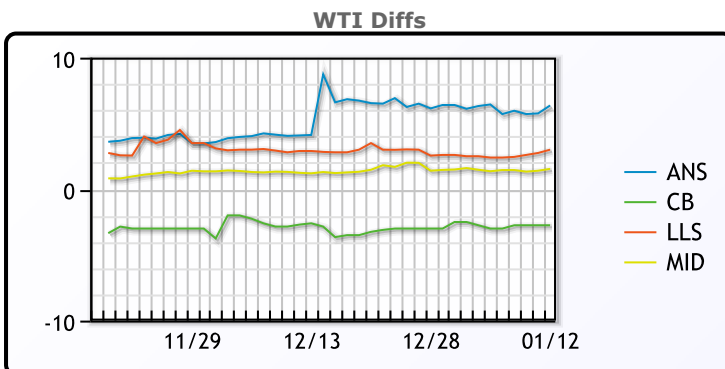


CRUDE

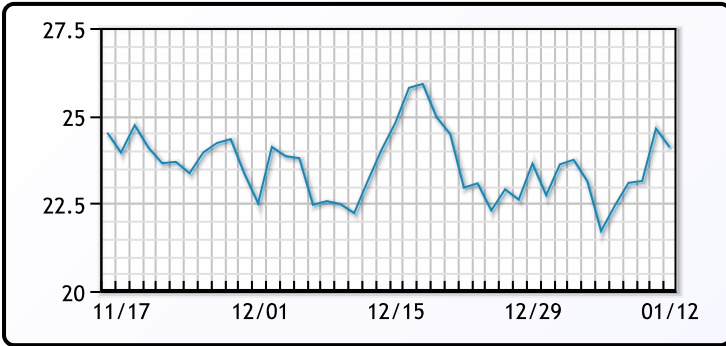
	Last	Week Ago	Month Ago
ANS	79.04	80.25	77.34
BLS	69.93	70.81	65.76
LLS	75.68	76.21	71.44
Mid	74.22	75.17	69.91
WTI	72.68	73.81	68.61

PRODUCTS

	Last	Week Ago	Month Ago
Gulf RBOB	2.0518	1.9945	1.7422
Gulf ULSD	2.5583	2.4875	2.2249
NYH RBOB	2.0988	2.088	1.9897
NYH ULSD	2.6668	2.60175	2.4909
USGC 3%	72.12	72.63	65.27



3-2-1 Crack



Gulf 3-2-1 Crack



NGLs

MB

	Last	Week Ago	Month Ago
Butane	95.6	93.3	100.1
IsoButane	112.8	111.3	106.8
Natural Gasoline	145.1	145.3	135.1
Propane	82.4	70	65

CONWAY

	Last	Week Ago	Month Ago
Butane	106.6	105.7	107
IsoButane	124.5	125	125
Natural Gasoline	142.8	142.8	137.3
Propane	81.5	69	61.8

MB NON

	Last	Week Ago	Month Ago
Butane	103.1	100.8	104.3
IsoButane	112.8	111.3	106.8
Natural Gasoline	145.1	145.3	135.1
Propane	83	70.4	65.3

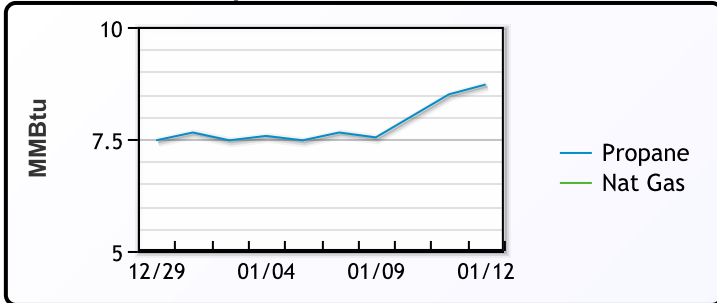
EDMONTON

	Last	Week Ago	Month Ago
Propane	58	50	44.8

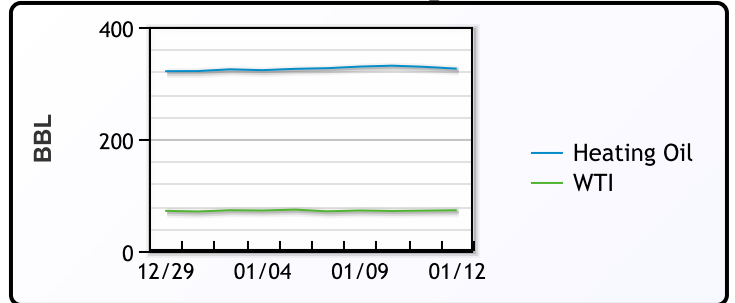
SARNIA

	Last	Week Ago	Month Ago
Propane	98.5	89.5	92

Propane MT.B Tet vs Nat Gas



WTI vs Heating Oil



FX

	Last	Change
CAD	1.341	0.0015
DXY	102.404	0.113
Gold	2049.06	20.15

RATES

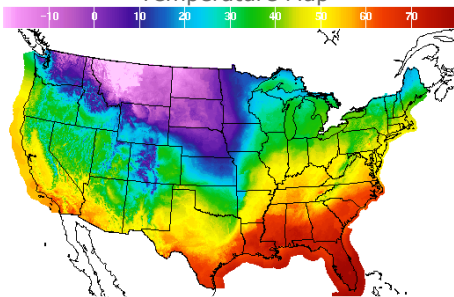
	Last	Change
US 2yr	4.1441	-0.101
US 10yr	3.939	-0.0268
CAN 10yr	3.22	-0.024

EQUITIES

	Last	Change
Nasdaq	14972.76	2.58
TSX	1265.696	3.072
S&P 500	4783.83	3.59

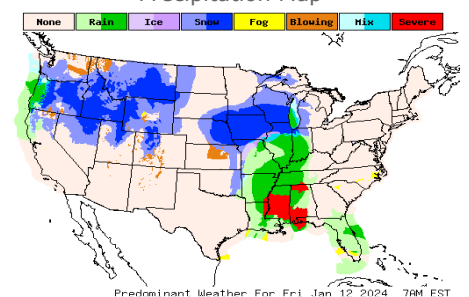
Weather Data

Temperature Map



City	HIGH °F	LOW °F
Calgary	-22	-31
Conway	0	-6
Cushing	30	16
Denver	32	13
Houston	70	48
Mont Belvieu	68	41
Sarnia	38	31
Williston	-7	-17

Precipitation Map



This report has been prepared by PFL Petroleum Limited personnel for your information only and the views expressed are intended to provide market commentary and are not recommendations. This report is not an offer to sell or a solicitation of any offer to buy any security. The information contained herein has been compiled by PFL from sources believed to be reliable, but no representation or warranty, express or implied, is made by PFL Petroleum Limited, its affiliates or any other person as to its accuracy, completeness or correctness. Copyright 2017 PFL Petroleum Limited. All Rights Reserved