



# MARKET DAILY

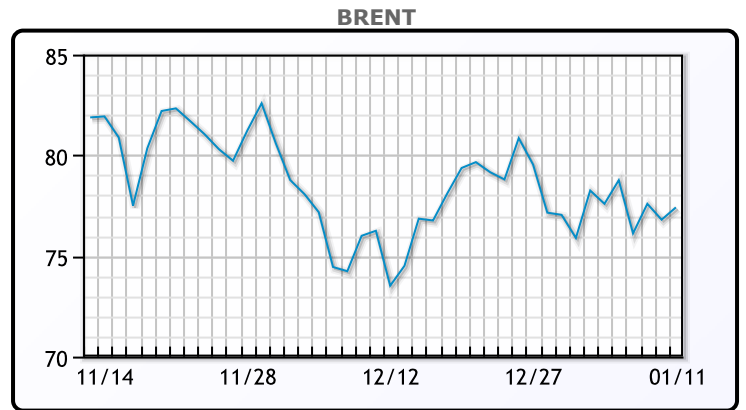
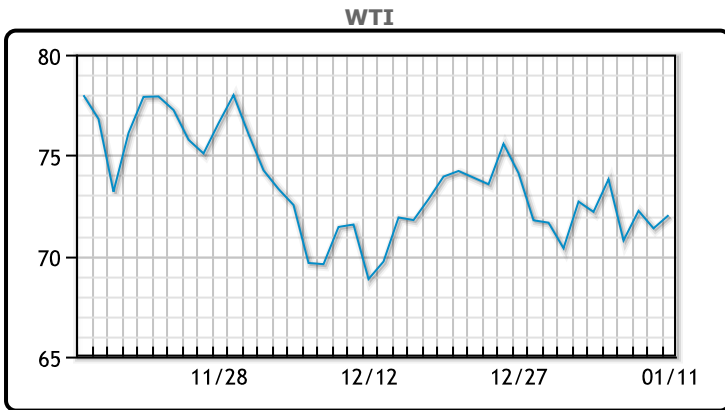
<https://www.pflpetroleum.com>  
 1865 Veterans Park Dr. Suite 303  
 Naples, Florida 34109  
 Phone: 239-390-2885  
 Fax: 239-949-0611  
 Jan 11, 2024 6:48 PM

Major Energy Futures		
	Settle	Change
Brent	77.41	0.61
Gas Oil	784.5	2.5
Natural Gas	3.097	0.058
RBOB	211.43	4.7
ULSD	267.38	7.32
WTI	72.02	0.65

**Market Commentary**

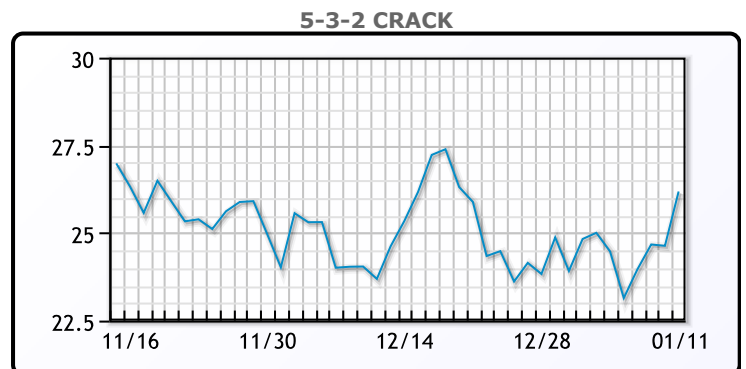
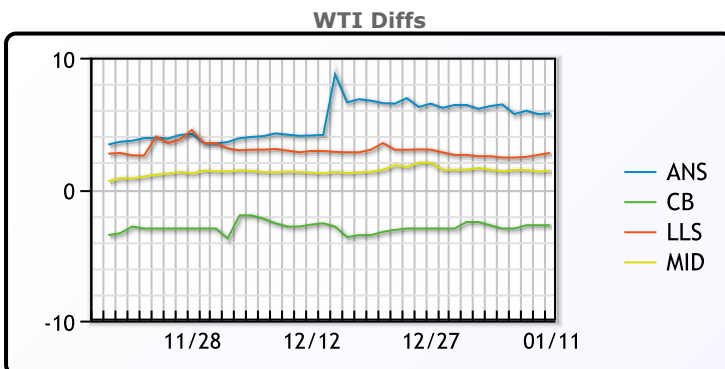
Oil prices gained 1% cent today after Iran seized an oil tanker off the coast of Oman, raising the prospect of escalating conflict in the Middle East. U.S. West Texas Intermediate crude rose 65 cents per barrel, to settle at \$72.02 per barrel. Brent futures rose 61 cents to close at US \$77.41 per barrel. Earlier in the session, both benchmarks were up over \$2 per barrel but pulled back on an unexpected increase in U.S. inflation and reports China was seeking fewer Saudi imports. U.S. diesel and gasoline futures led energy markets higher with diesel, which is also used as a heating fuel, gaining 3% to a three-week high on forecasts for extreme cold across much of the U.S. next week. One Exchange WCS for February delivery settled today at US\$19.15 below the WTI-CMA. The implied value was US\$52.97 per barrel.

## Crude & Product Markets

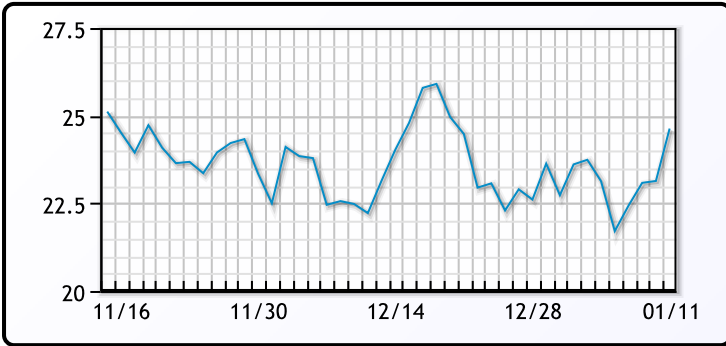


CRUDE			
	Last	Week Ago	Month Ago
ANS	77.78	80.25	75.44
BLS	69.27	69.44	68.72
LLS	74.77	76.21	74.22
Mid	73.42	75.17	72.52
WTI	72.02	72.19	71.32

PRODUCTS			
	Last	Week Ago	Month Ago
Gulf RBOB	2.0483	1.9945	1.7906
Gulf ULSD	2.5588	2.4875	2.2112
NYH RBOB	2.0928	2.088	2.0541
NYH ULSD	2.6713	2.60175	2.5987
USGC 3%	72.12	72.63	67.99



**3-2-1 Crack**



**Gulf 3-2-1 Crack**



**NGLs**

**MB**

	Last	Week Ago	Month Ago
Butane	97.5	99	105.5
IsoButane	111	113	113.5
Natural Gasoline	143.8	142.4	140.75
Propane	79	68.375	67.5

**CONWAY**

	Last	Week Ago	Month Ago
Butane	104	110	112
IsoButane	123	131	136
Natural Gasoline	142	139.5	141.5
Propane	77.75	67.75	65.5

**MB NON**

	Last	Week Ago	Month Ago
Butane	100.5	102	108.5
IsoButane	111	113	113.5
Natural Gasoline	143.75	142	141
Propane	79.5	68.4	67.8

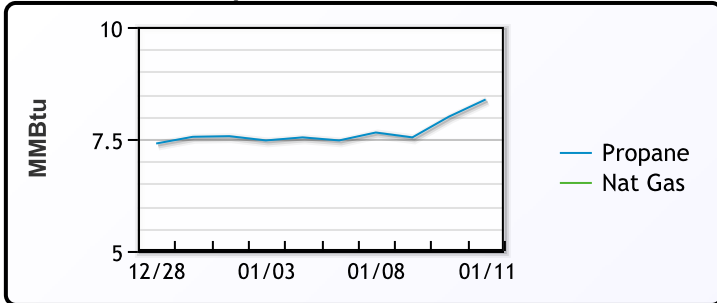
**EDMONTON**

	Last	Week Ago	Month Ago
Propane	54.8	48.8	48.3

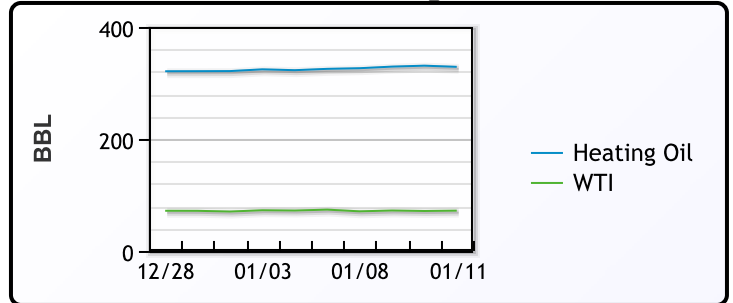
**SARNIA**

	Last	Week Ago	Month Ago
Propane	98.5	90.8	92

**Propane MT.B Tet vs Nat Gas**



**WTI vs Heating Oil**



**FX**

	Last	Change
CAD	1.3382	-0.0013
DXY	102.291	-0.071
Gold	2034.59	5.68

**RATES**

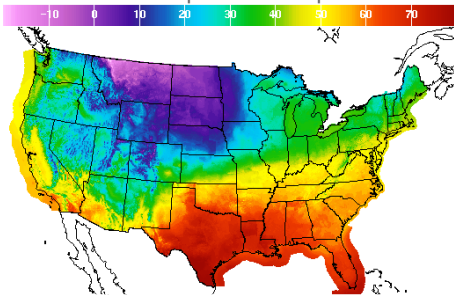
	Last	Change
US 2yr	4.2451	-0.1129
US 10yr	3.9658	-0.0625
CAN 10yr	3.244	-0.025

**EQUITIES**

	Last	Change
Nasdaq	14970.18	0.53
TSX	1262.624	-5.616
S&P 500	4780.24	-3.21

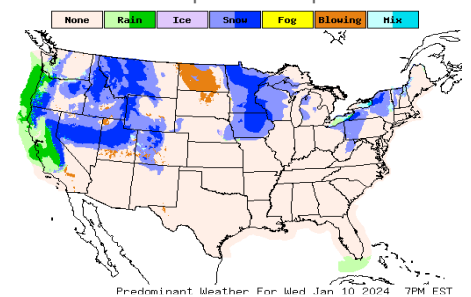
**Weather Data**

**Temperature Map**



City	HIGH °F	LOW °F
Calgary	-8	-22
Conway	10	-4
Cushing	56	34
Denver	30	15
Houston	75	56
Mont Belvieu	71	55
Sarnia	35	30
Williston	-2	-8

**Precipitation Map**



This report has been prepared by PFL Petroleum Limited personnel for your information only and the views expressed are intended to provide market commentary and are not recommendations. This report is not an offer to sell or a solicitation of any offer to buy any security. The information contained herein has been compiled by PFL from sources believed to be reliable, but no representation or warranty, express or implied, is made by PFL Petroleum Limited, its affiliates or any other person as to its accuracy, completeness or correctness. Copyright 2017 PFL Petroleum Limited. All Rights Reserved