



MARKET DAILY

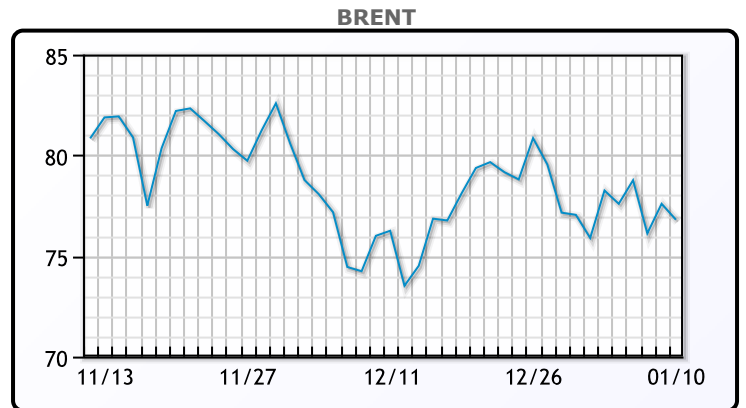
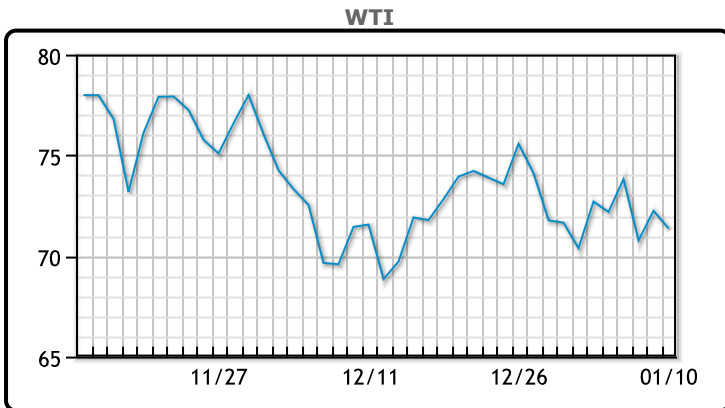
<https://www.pflpetroleum.com>
 1865 Veterans Park Dr. Suite 303
 Naples, Florida 34109
 Phone: 239-390-2885
 Fax: 239-949-0611
 Jan 10, 2024 7:30 PM

Major Energy Futures		
	Settle	Change
Brent	76.8	0.79
Gas Oil	775.5	22
Natural Gas	3.039	-0.151
RBOB	206.73	-0.95
ULSD	260.06	-4.98
WTI	71.37	0.87

Market Commentary

Oil prices fell again today after a surprise jump in crude inventories. Prices were higher earlier in the session but reversed course after the EIA report was released. Crude inventories rose by 1.3MM/bbls compared to a forecasted drop of 700K/bbls. Gasoline stocks rose by 8MM/bbls while distillate stocks jumped by 6.5MM/bbls. "Part of the explanation is weaker crude and refined product exports resulting in higher U.S. builds, so that is something to watch in my view, how foreign demand evolves," said UBS analyst Giovanni Staunovo. WTI traded up \$.87 or 1.2% to close at \$71.31. Brent traded up \$.79 or 1% to close at \$76.80

Crude & Product Markets

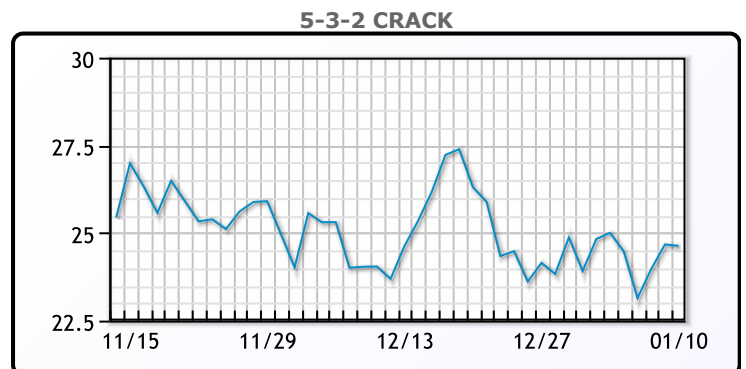
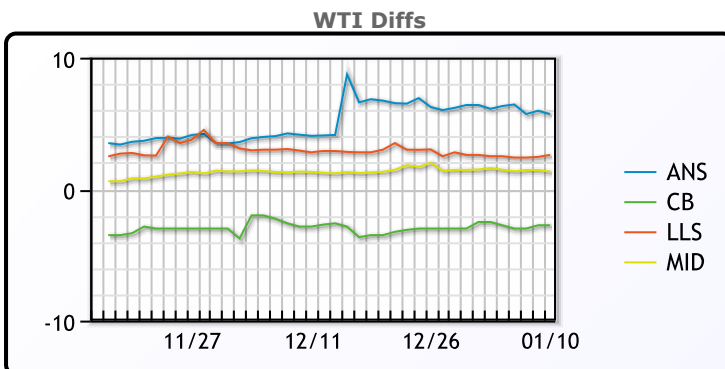


CRUDE

	Last	Week Ago	Month Ago
ANS	77.08	80.25	75.31
BLS	68.62	70.2	68.53
LLS	73.97	76.21	74.13
Mid	72.7	75.17	72.47
WTI	71.37	72.7	71.23

PRODUCTS

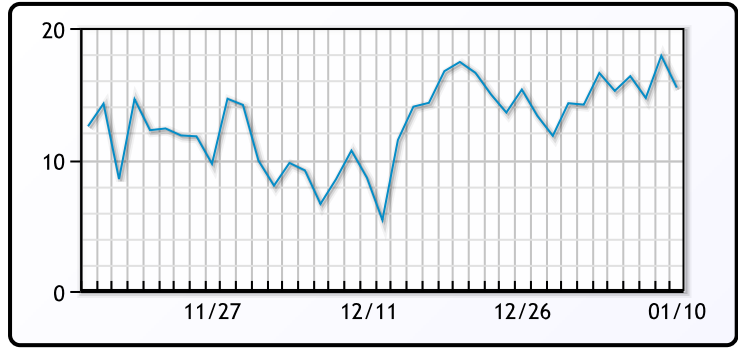
	Last	Week Ago	Month Ago
Gulf RBOB	1.9918	1.9945	1.8373
Gulf ULSD	2.4796	2.4875	2.236
NYH RBOB	2.0458	2.088	2.0633
NYH ULSD	2.5981	2.60175	2.6065
USGC 3%	70.59	72.63	67.55



3-2-1 Crack



Gulf 3-2-1 Crack



NGLs

MB

	Last	Week Ago	Month Ago
Butane	92	95.5	104.1
IsoButane	109.5	110	117.3
Natural Gasoline	143.5	144.4	141.3
Propane	77.8	69.3	69.1

CONWAY

	Last	Week Ago	Month Ago
Butane	106.3	110.5	114
IsoButane	126	138	140
Natural Gasoline	141	141	141
Propane	76.4	68.3	65.5

MB NON

	Last	Week Ago	Month Ago
Butane	99.5	103	108.5
IsoButane	109.5	110	117.3
Natural Gasoline	143.5	144.4	141.3
Propane	78	69.8	69.9

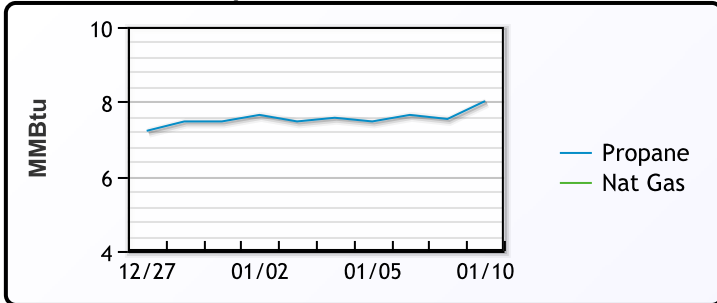
EDMONTON

	Last	Week Ago	Month Ago
Propane	54.9	49.3	48.5

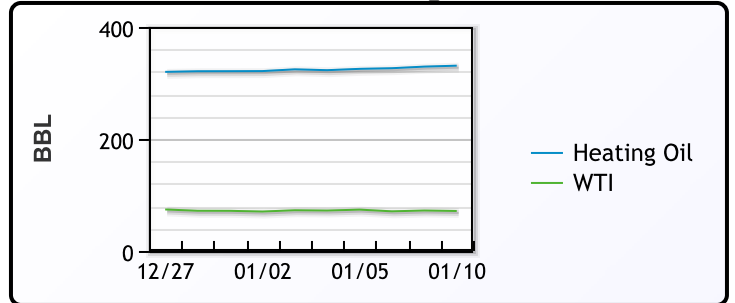
SARNIA

	Last	Week Ago	Month Ago
Propane	95	91.3	90

Propane MT.B Tet vs Nat Gas



WTI vs Heating Oil



FX

	Last	Change
CAD	1.3377	-0.0004
DXY	102.362	-0.208
Gold	2027.35	2.94

RATES

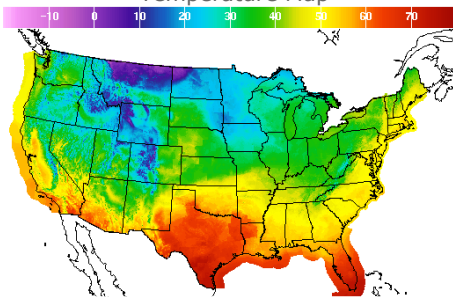
	Last	Change
US 2yr	4.3518	-0.0062
US 10yr	4.0208	-0.0075
CAN 10yr	3.269	0.045

EQUITIES

	Last	Change
Nasdaq	14969.65	111.94
TSX	1268.24	1.167
S&P 500	4783.45	26.95

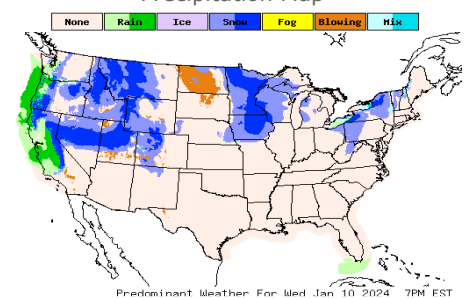
Weather Data

Temperature Map



City	HIGH °F	LOW °F
Calgary	5	-7
Conway	20	9
Cushing	50	30
Denver	36	28
Houston	65	46
Mont Belvieu	63	43
Sarnia	38	30
Williston	21	-2

Precipitation Map



This report has been prepared by PFL Petroleum Limited personnel for your information only and the views expressed are intended to provide market commentary and are not recommendations. This report is not an offer to sell or a solicitation of any offer to buy any security. The information contained herein has been compiled by PFL from sources believed to be reliable, but no representation or warranty, express or implied, is made by PFL Petroleum Limited, its affiliates or any other person as to its accuracy, completeness or correctness. Copyright 2017 PFL Petroleum Limited. All Rights Reserved