



# MARKET DAILY

<https://www.pflpetroleum.com>  
 1865 Veterans Park Dr. Suite 303  
 Naples, Florida 34109  
 Phone: 239-390-2885  
 Fax: 239-949-0611  
 Dec 7, 2023 8:19 PM

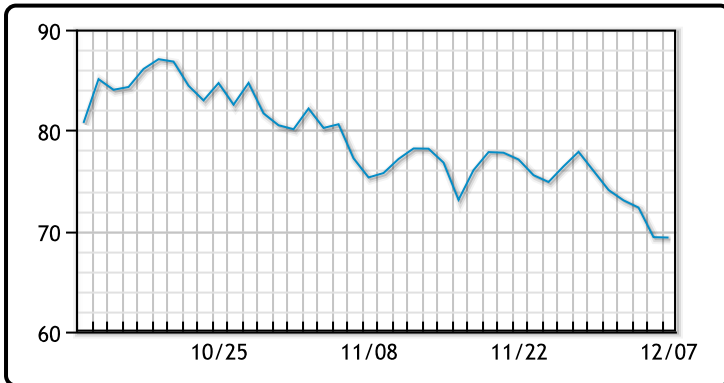
Major Energy Futures		
	Settle	Change
Brent	74.05	-0.25
Gas Oil	768.5	-0.25
Natural Gas	2.585	0.016
RBOB	200.12	-2.9
ULSD	254.92	-2.7
WTI	69.34	-0.04

## Market Commentary

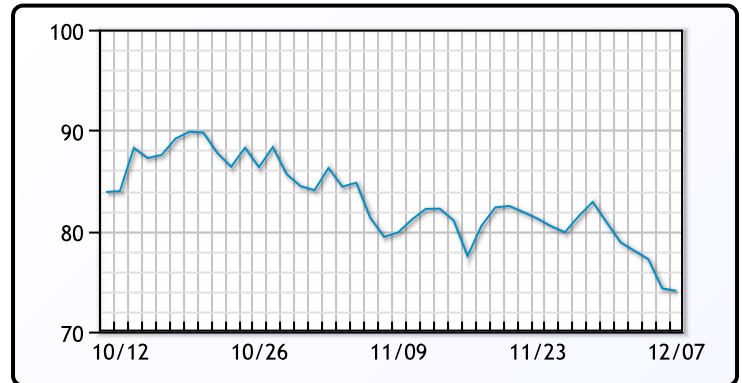
Oil prices dropped to a 6 month low today as investors continued to worry about sluggish energy demand. Front-month prices for Brent began trading this week at a discount to prices in a half year for the first time since June, a signal that traders believe the market may have become oversupplied. "With the largest global importer of oil (China) shuttering its thirst for crude, pressure remains on prices as the largest producer, the United States, continues with headline output," said PVM Oil analyst John Evans. The market has continued to trade down to the tune of 10% since OPEC+ announced its latest round of production cuts. WTI traded down \$0.04 to close at \$69.34. Brent traded down \$.25 to close at \$74.05.

## Crude & Product Markets

WTI



BRENT



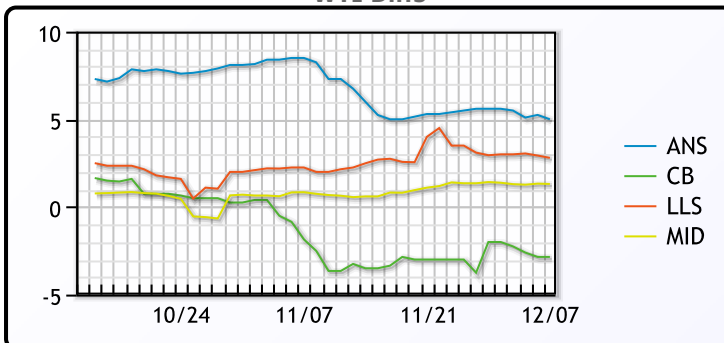
CRUDE

	Last	Week Ago	Month Ago
ANS	74.34	81.56	84.67
BLS	66.49	73.96	73.72
LLS	72.14	77.07	79.37
Mid	70.65	75.45	78.05
WTI	69.34	75.96	77.37

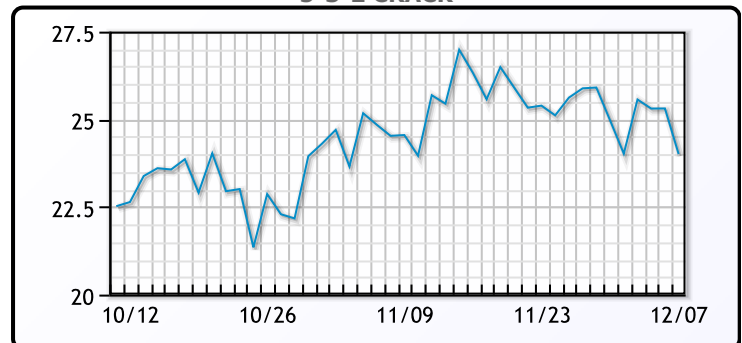
PRODUCTS

	Last	Week Ago	Month Ago
Gulf RBOB	1.7862	1.9086	2.0077
Gulf ULSD	2.2642	2.414	2.7209
NYH RBOB	2.0277	2.1521	2.1912
NYH ULSD	2.58795	2.7425	2.8909
USGC 3%	62.63	66.85	70.47

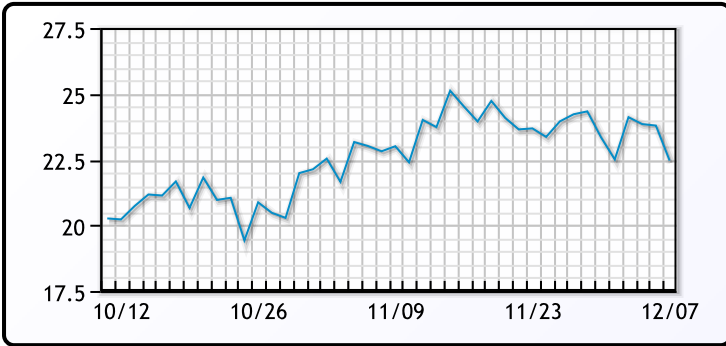
WTI Diffs



5-3-2 CRACK



**3-2-1 Crack**



**Gulf 3-2-1 Crack**



**NGLs**

**MB**

	Last	Week Ago	Month Ago
Butane	103.4	89.8	80.4
IsoButane	118	127.6	114.4
Natural Gasoline	137.4	145.6	146
Propane	69.3	66.4	63

**CONWAY**

	Last	Week Ago	Month Ago
Butane	112.5	104.4	92.1
IsoButane	140	145	130
Natural Gasoline	137.5	147	149.5
Propane	65.8	63.4	61.3

**MB NON**

	Last	Week Ago	Month Ago
Butane	107.5	93.6	83.4
IsoButane	118	127.6	114.4
Natural Gasoline	137.4	145.6	146
Propane	69.5	67.4	62.9

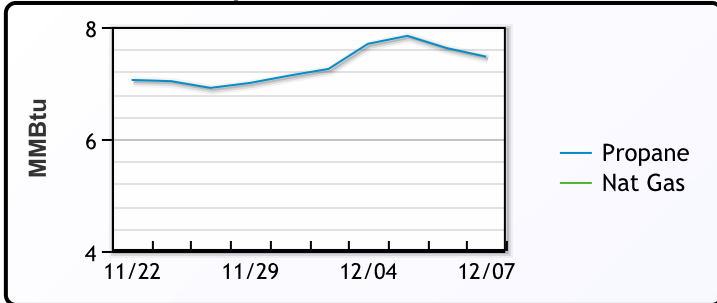
**EDMONTON**

	Last	Week Ago	Month Ago
Propane	48.8	46.9	48.3

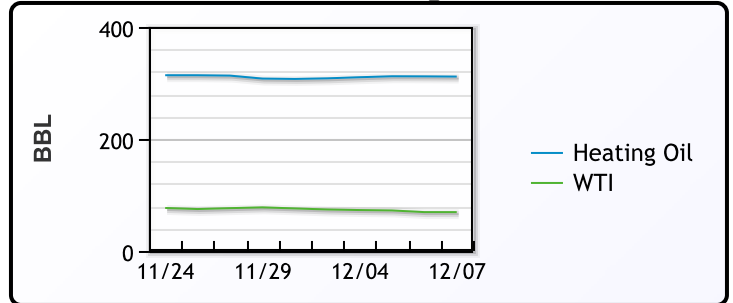
**SARNIA**

	Last	Week Ago	Month Ago
Propane	90	87	83

**Propane MT.B Tet vs Nat Gas**



**WTI vs Heating Oil**



**FX**

	Last	Change
CAD	1.3592	-0.0007
DXY	103.498	-0.043
Gold	2029.28	0.81

**RATES**

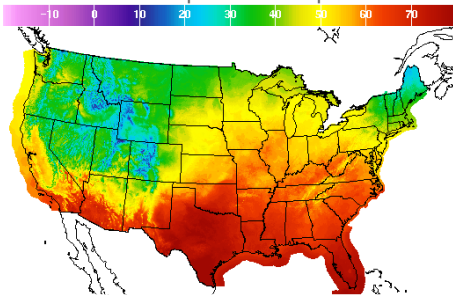
	Last	Change
US 2yr	4.6091	0.0146
US 10yr	4.1685	0.019
CAN 10yr	3.303	0.021

**EQUITIES**

	Last	Change
Nasdaq	14339.99	193.28
TSX	1222.807	-0.532
S&P 500	4585.59	36.25

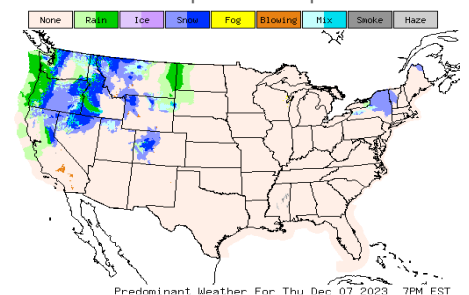
**Weather Data**

**Temperature Map**



City	HIGH °F	LOW °F
Calgary	32	27
Conway	43	33
Cushing	67	49
Denver	58	43
Houston	70	54
Mont Belvieu	66	51
Sarnia	43	33
Williston	48	37

**Precipitation Map**



This report has been prepared by PFL Petroleum Limited personnel for your information only and the views expressed are intended to provide market commentary and are not recommendations. This report is not an offer to sell or a solicitation of any offer to buy any security. The information contained herein has been compiled by PFL from sources believed to be reliable, but no representation or warranty, express or implied, is made by PFL Petroleum Limited, its affiliates or any other person as to its accuracy, completeness or correctness. Copyright 2017 PFL Petroleum Limited. All Rights Reserved