



# MARKET DAILY

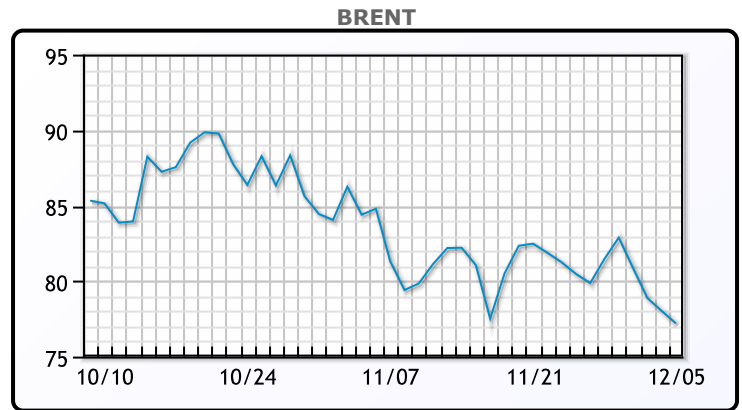
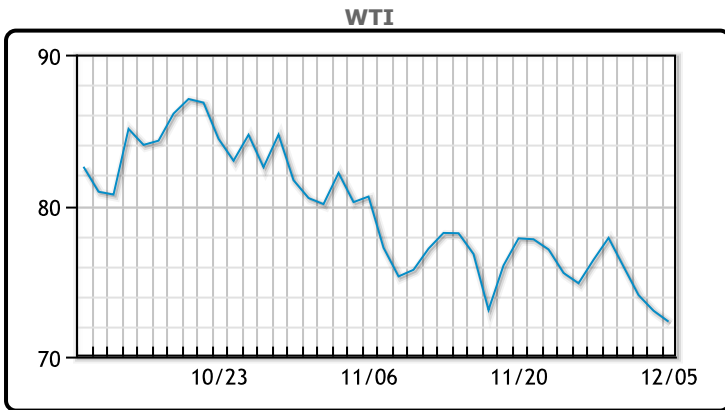
<https://www.pflpetroleum.com>  
 1865 Veterans Park Dr. Suite 303  
 Naples, Florida 34109  
 Phone: 239-390-2885  
 Fax: 239-949-0611  
 Dec 5, 2023 6:41 PM

Major Energy Futures		
	Settle	Change
Brent	77.20	-0.83
Gas Oil	792.25	-13.5
Natural Gas	2.71	0.016
RBOB	211.03	-2.39
ULSD	264.11	-1.86
WTI	72.32	-0.72

**Market Commentary**

Oil prices fell again today to near five month lows putting the market down for a fourth day in a row. Today's close was the lowest since July 6th. "The OPEC+ deal did little to support prices and given the (four) days of declines that followed it, traders are clearly very unimpressed," said Craig Erlam, senior market analyst UK & EMEA, at data and analytics firm OANDA. Demand concerns were front and center as China's central banks were buying up the yuan to prevent it from weakening to much as Moodys cut their outlook to negative. The USD also rose to two week highs today. WTI traded up \$.72 or 1.0% to close at \$72.32. Brent traded down \$.83 or -1.1% to close at \$77.20.

## Crude & Product Markets

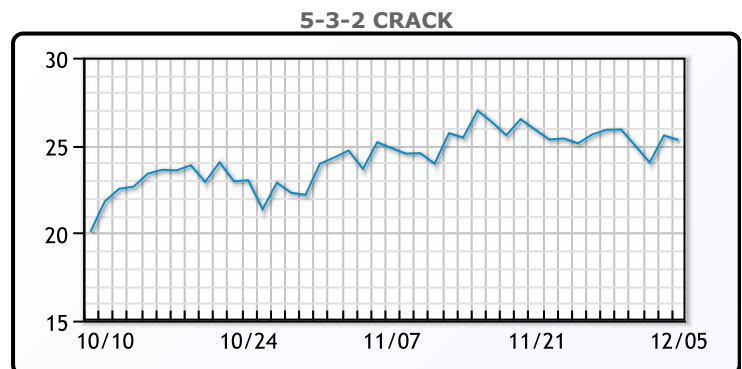
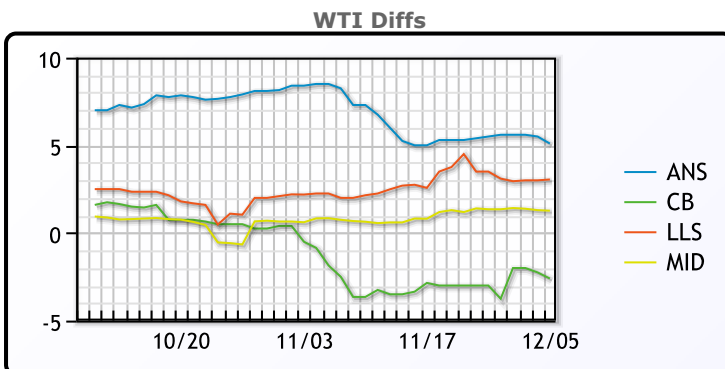


**CRUDE**

	Last	Week Ago	Month Ago
ANS	77.42	81.91	89.01
BLS	69.72	73.41	78.66
LLS	75.37	78.91	82.76
Mid	73.59	77.38	81.35
WTI	72.32	76.41	80.51

**PRODUCTS**

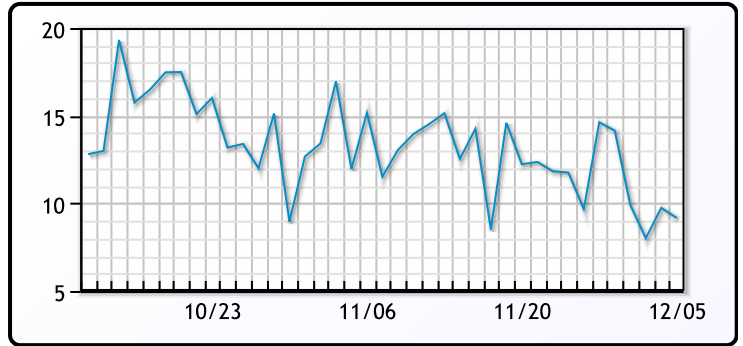
	Last	Week Ago	Month Ago
Gulf RBOB	1.8903	1.9958	2.051
Gulf ULSD	2.3361	2.5042	2.8323
NYH RBOB	2.1378	2.2098	2.209
NYH ULSD	2.6961	2.8512	3.0063
USGC 3%	66.26	70.35	74.25



**3-2-1 Crack**



**Gulf 3-2-1 Crack**



**NGLs**

**MB**

	Last	Week Ago	Month Ago
Butane	95.75	85.375	82.25
IsoButane	116.75	123.375	118.25
Natural Gasoline	144.3	146.3	148.8
Propane	69.75	64	64

**CONWAY**

	Last	Week Ago	Month Ago
Butane	108.5	98	91
IsoButane	140	133	131
Natural Gasoline	144.5	147.5	152.5
Propane	66.75	61.5	62.25

**MB NON**

	Last	Week Ago	Month Ago
Butane	98.75	88.375	85.25
IsoButane	116.75	123.375	118.25
Natural Gasoline	144	146.25	148.75
Propane	70.3	64.6	63.9

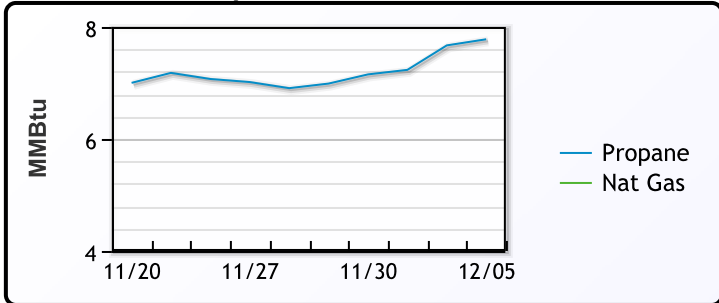
**EDMONTON**

	Last	Week Ago	Month Ago
Propane	50.8	48	49.8

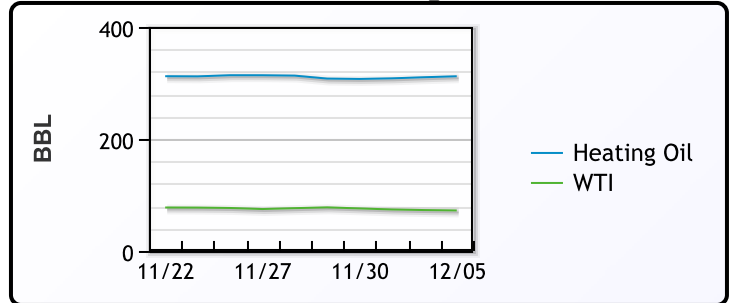
**SARNIA**

	Last	Week Ago	Month Ago
Propane	88	84	83

**Propane MT.B Tet vs Nat Gas**



**WTI vs Heating Oil**



**FX**

	Last	Change
CAD	1.3592	0
DXY	104.05	0.338
Gold	2018.79	-0.57

**RATES**

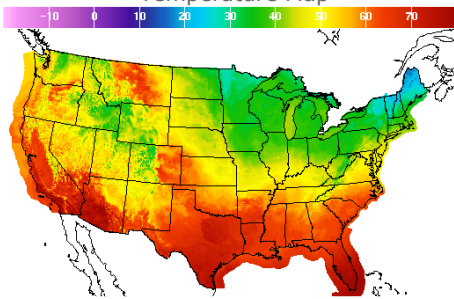
	Last	Change
US 2yr	4.5767	-0.0586
US 10yr	4.1649	-0.088
CAN 10yr	3.342	-0.102

**EQUITIES**

	Last	Change
Nasdaq	14229.91	44.42
TSX	1230.802	0.283
S&P 500	4567.18	-2.6

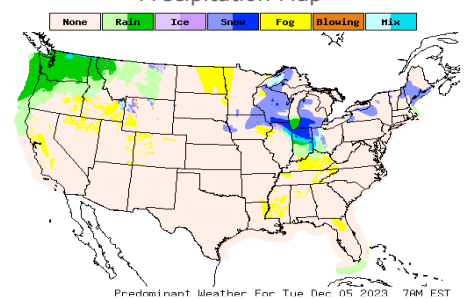
**Weather Data**

**Temperature Map**



City	HIGH °F	LOW °F
Calgary	59	32
Conway	34	21
Cushing	56	40
Denver	53	37
Houston	67	54
Mont Belvieu	65	50
Sarnia	35	31
Williston	44	28

**Precipitation Map**



This report has been prepared by PFL Petroleum Limited personnel for your information only and the views expressed are intended to provide market commentary and are not recommendations. This report is not an offer to sell or a solicitation of any offer to buy any security. The information contained herein has been compiled by PFL from sources believed to be reliable, but no representation or warranty, express or implied, is made by PFL Petroleum Limited, its affiliates or any other person as to its accuracy, completeness or correctness. Copyright 2017 PFL Petroleum Limited. All Rights Reserved