



MARKET DAILY

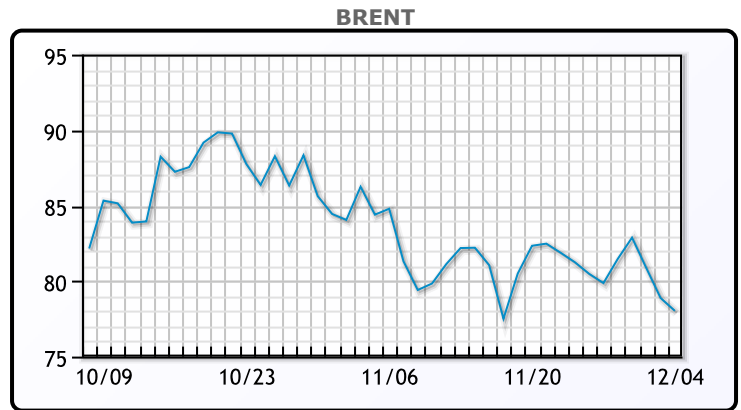
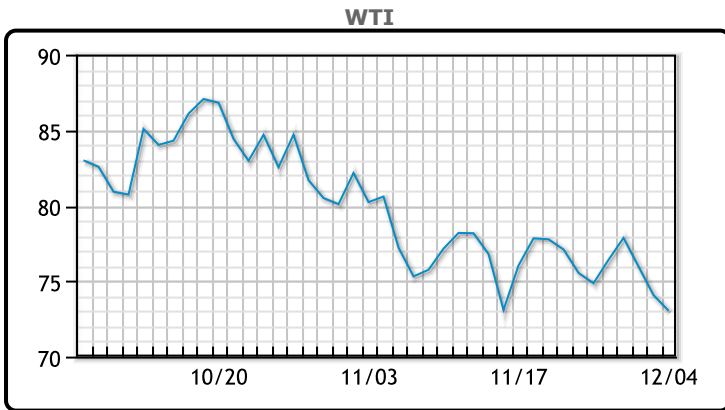
<https://www.pflpetroleum.com>
 1865 Veterans Park Dr. Suite 303
 Naples, Florida 34109
 Phone: 239-390-2885
 Fax: 239-949-0611
 Dec 4, 2023 5:58 PM

Major Energy Futures		
	Settle	Change
Brent	78.03	-0.85
Gas Oil	793	5
Natural Gas	2.694	-0.12
RBOB	213.42	1.31
ULSD	265.97	-0.18
WTI	73.04	-1.03

Market Commentary

Oil prices fell today on concern about a drop in demand and lackluster production cuts. OPEC+ last week announced production cuts that are voluntary in nature, raising doubts about whether or not producers would fully implement them. Investors were also unsure about how the cuts would be measured. "The market has decided (OPEC+ production plans) are not going to have that much of an impact. It's more style over substance," said Andrew Lipow, president of Lipow Oil Associates, said about crude traders on Monday. WTI traded down \$1.03 or -1.39% to close at \$73.04. Brent traded down \$.85 or -1.08% to close at \$78.03.

Crude & Product Markets

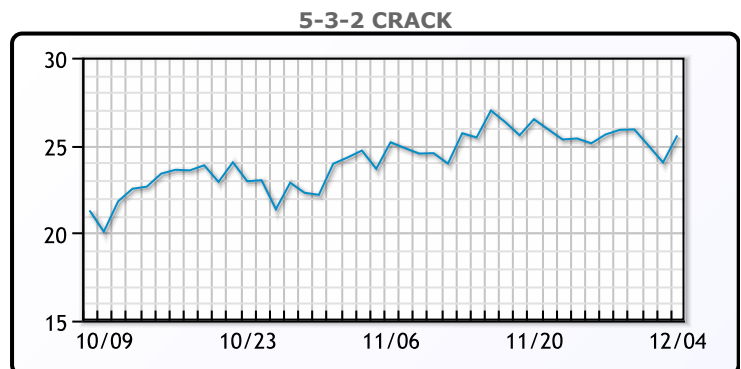
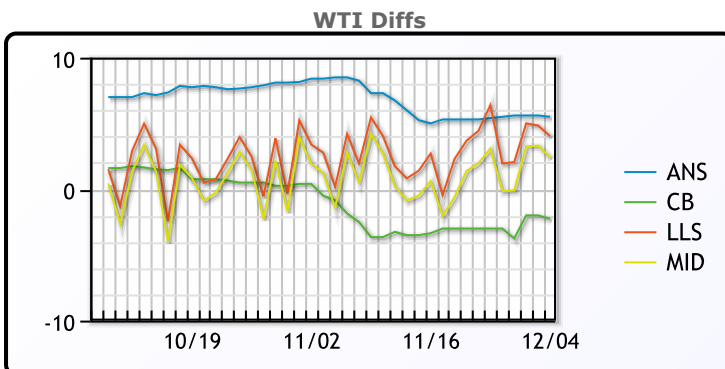


CRUDE

	Last	Week Ago	Month Ago
ANS	78.54	80.26	89.01
BLS	70.79	71.86	78.66
LLS	77.07	81.25	82.63
Mid	75.45	77.94	81.05
WTI	73.04	74.86	80.51

PRODUCTS

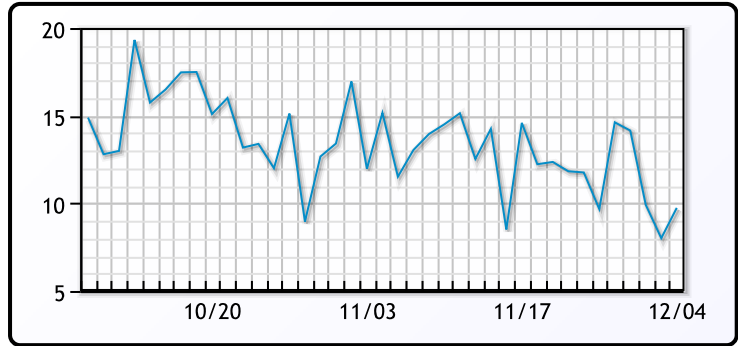
	Last	Week Ago	Month Ago
Gulf RBOB	1.9142	2.0798	2.051
Gulf ULSD	2.3652	2.5412	2.8323
NYH RBOB	2.1632	2.3006	2.209
NYH ULSD	2.7147	2.9095	3.0063
USGC 3%	66.85	68.11	73.85



3-2-1 Crack



Gulf 3-2-1 Crack



NGLs

MB

	Last	Week Ago	Month Ago
Butane	101	84.25	82.25
IsoButane	122	119.25	118.25
Natural Gasoline	145.8	143	148.8
Propane	71.25	63.25	64

CONWAY

	Last	Week Ago	Month Ago
Butane	111	97	91
IsoButane	145	128	131
Natural Gasoline	147	144	152.5
Propane	68	60.875	62.25

MB NON

	Last	Week Ago	Month Ago
Butane	104	87.25	85.25
IsoButane	122	119.25	118.25
Natural Gasoline	146.25	142.75	148.75
Propane	73	63.1	63.9

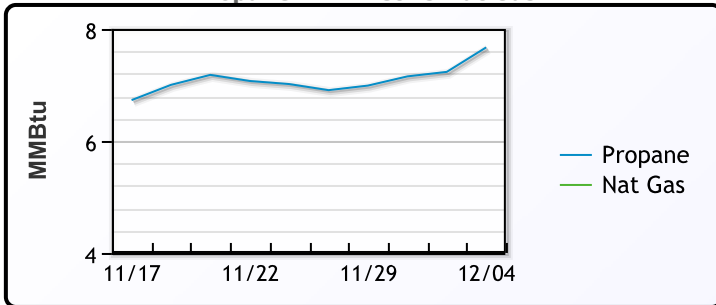
EDMONTON

	Last	Week Ago	Month Ago
Propane	52.3	47.5	49.8

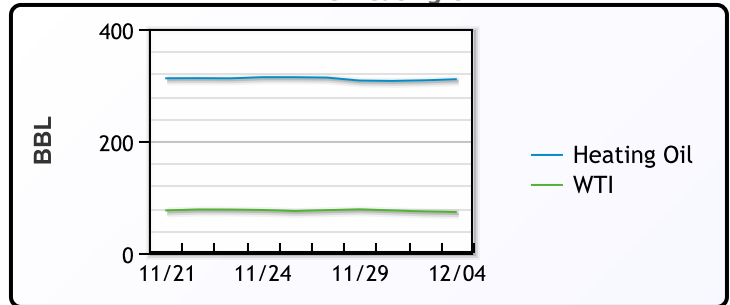
SARNIA

	Last	Week Ago	Month Ago
Propane	88	84	83

Propane MT.B Tet vs Nat Gas



WTI vs Heating Oil



FX

	Last	Change
CAD	1.3539	0.0002
DXY	103.649	0.381
Gold	2030	0.58

RATES

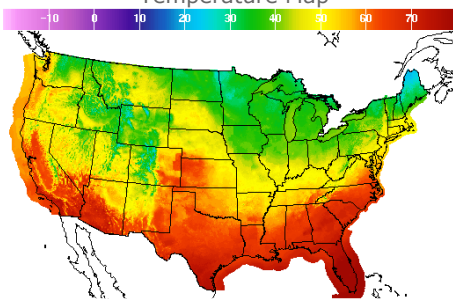
	Last	Change
US 2yr	4.6353	0.0969
US 10yr	4.2529	0.0573
CAN 10yr	3.444	0.024

EQUITIES

	Last	Change
Nasdaq	14185.49	-119.54
TSX	1230.519	-0.896
S&P 500	4569.78	-24.85

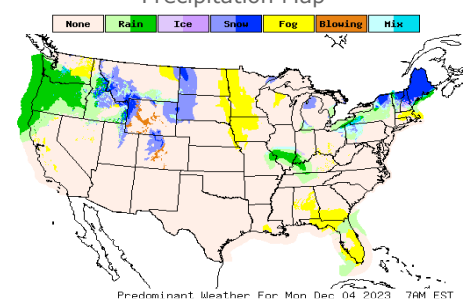
Weather Data

Temperature Map



City	HIGH °F	LOW °F
Calgary	44	23
Conway	30	23
Cushing	54	35
Denver	52	35
Houston	69	56
Mont Belvieu	67	53
Sarnia	37	31
Williston	33	26

Precipitation Map



This report has been prepared by PFL Petroleum Limited personnel for your information only and the views expressed are intended to provide market commentary and are not recommendations. This report is not an offer to sell or a solicitation of any offer to buy any security. The information contained herein has been compiled by PFL from sources believed to be reliable, but no representation or warranty, express or implied, is made by PFL Petroleum Limited, its affiliates or any other person as to its accuracy, completeness or correctness. Copyright 2017 PFL Petroleum Limited. All Rights Reserved